

Weekly SLA Customer Report

Customer LLG_Production
Database ID 53



Harddisk Usage LLG_PRD_APP01

	Free disk space on C: (%)	Total disk space on C: (Gb)	Used disk space on C: (Gb)	Free disk space on D: (%)	Total disk space on D: (Gb)	Used disk space on D: (Gb)
13-5-2023	17	200	166	95	200	11
12-5-2023	17	200	166	95	200	11
11-5-2023	17	200	166	95	200	11
10-5-2023	17	200	166	95	200	11
9-5-2023	17	200	166	95	200	11
8-5-2023	17	200	166	95	200	11
7-5-2023	17	200	166	95	200	11

Harddisk Usage LLG_PRD_APP02

	Free disk space on C: (%)	Total disk space on C: (Gb)	Used disk space on C: (Gb)	Free disk space on D: (%)	Total disk space on D: (Gb)	Used disk space on D: (Gb)
13-5-2023	54	200	92	91	200	18
12-5-2023	54	200	92	91	200	18
11-5-2023	54	200	92	91	200	18
10-5-2023	54	200	92	91	200	18
9-5-2023	54	200	92	91	200	18
8-5-2023	54	200	92	91	200	18
7-5-2023	54	200	92	91	200	18

Weekly SLA Customer Report

Customer LLG_Production
Database ID 53



Harddisk Usage LLG_PRD_BI02

	Free disk space on C: (%)	Total disk space on C: (Gb)	Used disk space on C: (Gb)	Free disk space on D: (%)	Total disk space on D: (Gb)	Used disk space on D: (Gb)
13-5-2023	47	150	80	38	685	421
12-5-2023	47	150	80	39	685	421
11-5-2023	46	150	81	39	685	421
10-5-2023	46	150	80	39	685	421
9-5-2023	47	150	79	39	685	421
8-5-2023	47	150	79	39	685	421
7-5-2023	47	150	79	39	685	421

Harddisk Usage LLG_PRD_ORS01

	Free disk space on C: (%)	Total disk space on C: (Gb)	Used disk space on C: (Gb)	Free disk space on D: (%)	Total disk space on D: (Gb)	Used disk space on D: (Gb)	Free disk space on E: (%)	Total disk space on E: (Gb)	Used disk space on E: (Gb)
13-5-2023	83	279	48	53	928	439	24	749	571
12-5-2023	83	279	48	53	928	439	23	749	574
11-5-2023	83	279	48	53	928	439	23	749	574
10-5-2023	83	279	48	53	928	439	23	749	576
9-5-2023	83	279	48	53	928	439	23	749	574
8-5-2023	83	279	48	53	928	439	26	749	553
7-5-2023	83	279	48	53	928	439	29	749	530

Weekly SLA Customer Report

Customer LLG_Production
Database ID 53



Harddisk Usage LLG_PRD_OR02

	Free disk space on C: (%)	Total disk space on C: (Gb)	Used disk space on C: (Gb)	Free disk space on D: (%)	Total disk space on D: (Gb)	Used disk space on D: (Gb)	Free disk space on E: (%)	Total disk space on E: (Gb)	Used disk space on E: (Gb)
13-5-2023	85	279	43	88	1,117	131	93	559	38
12-5-2023	85	279	43	88	1,117	131	93	559	38
11-5-2023	84	279	44	88	1,117	131	93	559	38
10-5-2023	85	279	43	88	1,117	131	93	559	38
9-5-2023	85	279	41	88	1,117	131	93	559	38
8-5-2023	85	279	41	88	1,117	131	93	559	38
7-5-2023	85	279	41	88	1,117	131	93	559	38

Harddisk Usage LLG_PRD_TS2

	Free disk space on C: (%)	Total disk space on C: (Gb)	Used disk space on C: (Gb)	Free disk space on D: (%)	Total disk space on D: (Gb)	Used disk space on D: (Gb)	Free disk space on E: (%)	Total disk space on E: (Gb)	Used disk space on E: (Gb)
13-5-2023	23	279	216	58	993	416	53	684	320
12-5-2023	23	279	216	58	993	416	53	684	321
11-5-2023	23	279	216	58	993	416	53	684	321
10-5-2023	23	279	216	58	993	416	53	684	321
9-5-2023	23	279	216	58	993	416	53	684	322
8-5-2023	23	279	216	58	993	416	46	684	370
7-5-2023	23	279	216	58	993	416	53	684	320

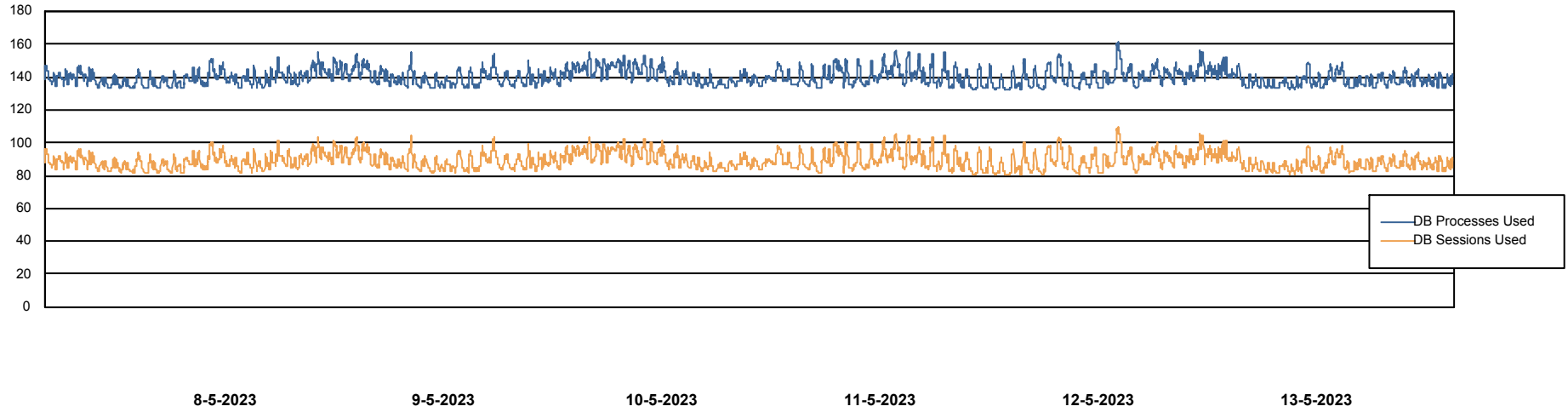
Weekly SLA Customer Report

Customer LLG_Production
Database ID 53



Database Performance LLGDB_Production

DB Processes Max 300
DB Sessions Max 4



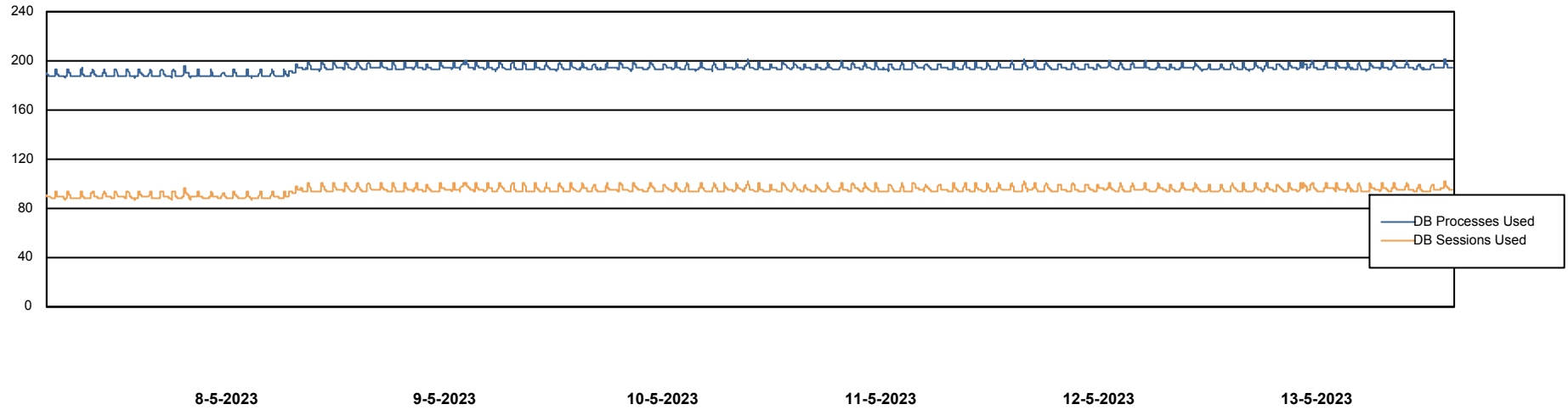
Weekly SLA Customer Report

Customer LLG_Production
Database ID 53



Database Performance LLGDB_Standby_TS2

DB Processes Max 0
DB Processes Max 300
DB Processes Max 4



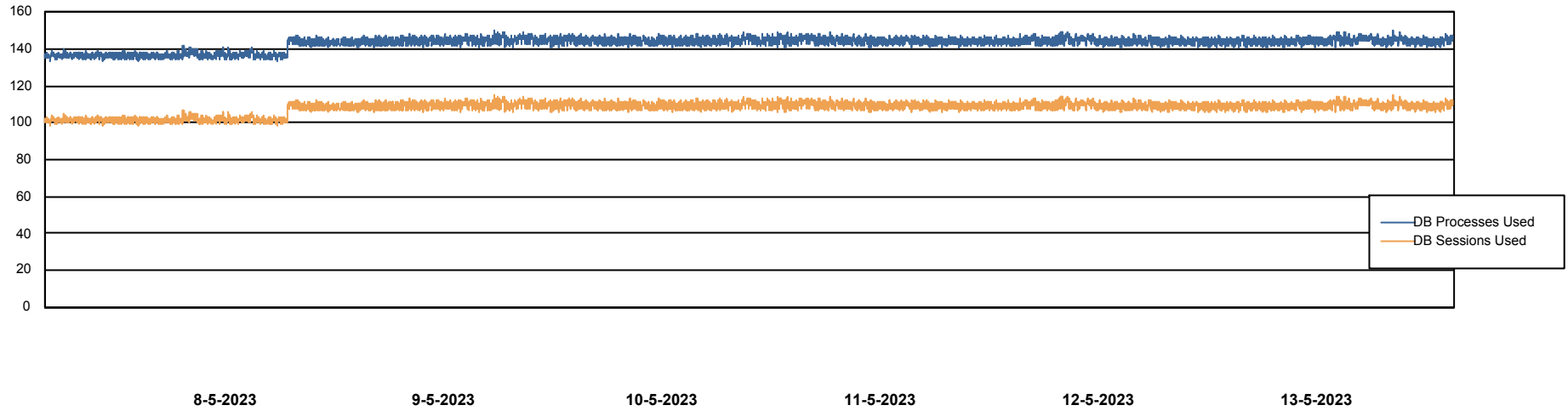
Weekly SLA Customer Report

Customer LLG_Production
Database ID 53



Database Performance LLGDBBI_Production

DB Processes Max 1,000



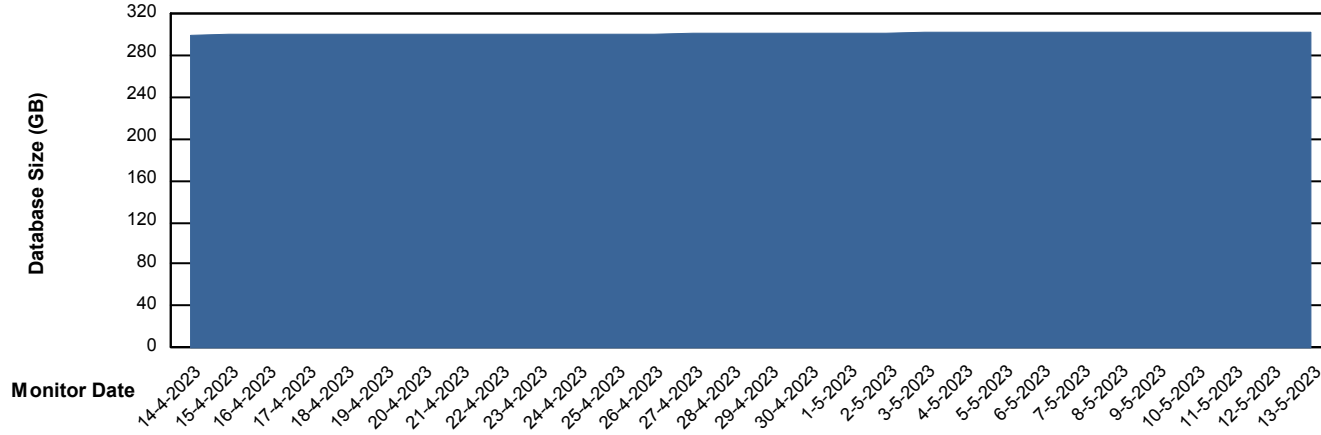
Weekly SLA Customer Report

Customer LLG_Production
Database ID 53



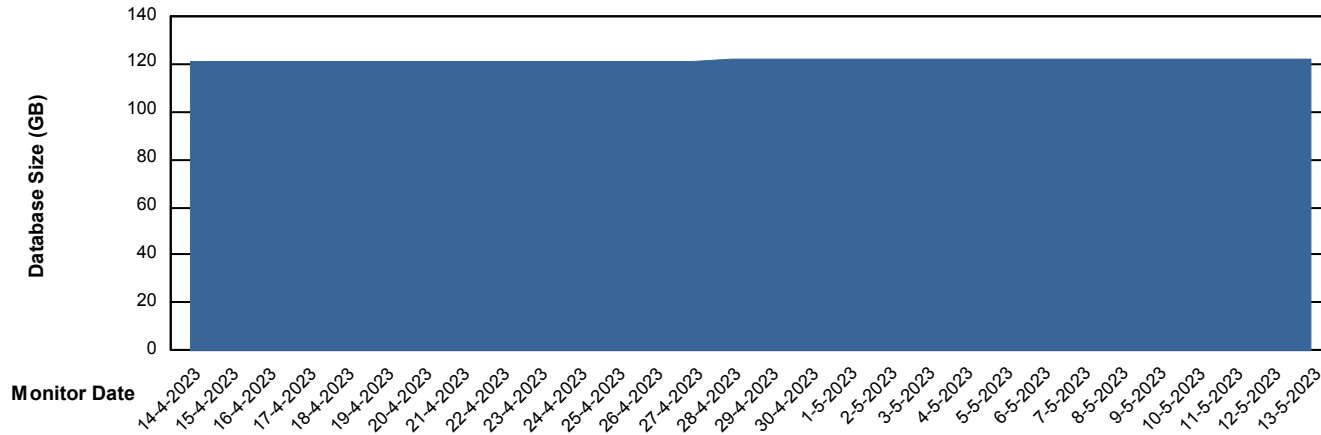
DATABASE SIZE LLGDB_Production

Database growth over last month



DATABASE SIZE LLGDBBI_Production

Database growth over last month



Weekly SLA Customer Report

Customer LLG_Production
Database ID 53



Database Tablespace LLGDB_Production

Date	Tablespace Name	Filesize (Gb)	Usedsize (Gb)	Percentage free
13-5-2023	ABSDATA	178	120	33
	INDX	206	173	16
12-5-2023	ABSDATA	178	120	33
	INDX	206	173	16
11-5-2023	ABSDATA	178	120	33
	INDX	206	173	16
10-5-2023	ABSDATA	178	120	33
	INDX	206	173	16
9-5-2023	ABSDATA	178	120	33
	INDX	206	173	16
8-5-2023	ABSDATA	178	120	33
	INDX	206	173	16
7-5-2023	ABSDATA	178	120	33
	INDX	206	172	16

Weekly SLA Customer Report

Customer LLG_Production
 Database ID 53



Database Tablespace LLGDBBI_Production

Date	Tablespace Name	Filesize (Gb)	Usedsize (Gb)	Percentage free
13-5-2023	ABSDATA	100	54	46
	INDX	120	61	49
12-5-2023	ABSDATA	100	54	46
	INDX	120	61	49
11-5-2023	ABSDATA	100	54	46
	INDX	120	61	49
10-5-2023	ABSDATA	100	54	46
	INDX	120	61	49
9-5-2023	ABSDATA	100	54	46
	INDX	120	61	49
8-5-2023	ABSDATA	100	54	46
	INDX	120	61	49
7-5-2023	ABSDATA	100	54	46
	INDX	120	61	49

BI Status and last ETL error for LLGDBBI_Production

	ma 8/5/2023	di 9/5/2023	wo 10/5/2023	do 11/5/2023	vr 12/5/2023	za 13/5/2023
ABS DataWarehouse ETL Health	OK	OK	OK	OK	OK	OK
ABS DWHStaging ETL Health	OK	OK	OK	OK	OK	OK

Weekly SLA Customer Report

Customer LLG_Production
Database ID 53



BI last ETL error for	LLGDDBI_Production
di, 9-05-2023	None
ma, 8-05-2023	None
wo, 10-05-2023	None
vr, 12-05-2023	None
di, 9-05-2023	None
ma, 8-05-2023	None
wo, 10-05-2023	None
do, 11-05-2023	None
za, 13-05-2023	None
zo, 7-05-2023	None
do, 11-05-2023	None
vr, 12-05-2023	None
za, 13-05-2023	None
zo, 7-05-2023	None

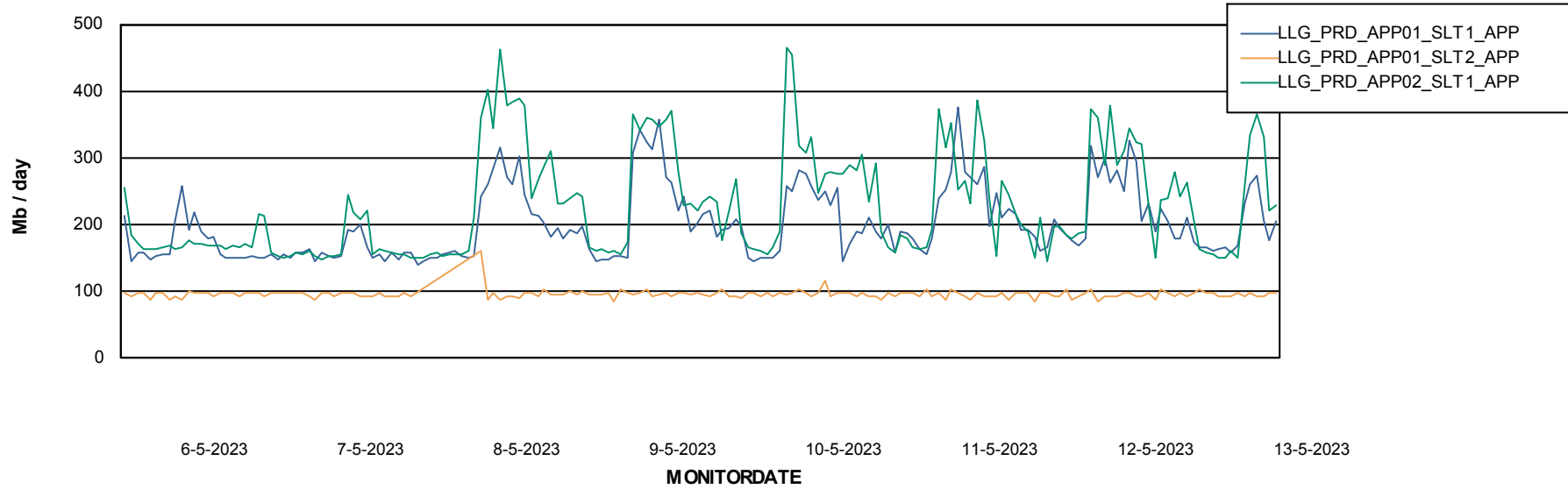
Weekly SLA Customer Report

Customer LLG_Production
Database ID 53



ABSolute Application Server Services

Avg memory used per ABS Server Service



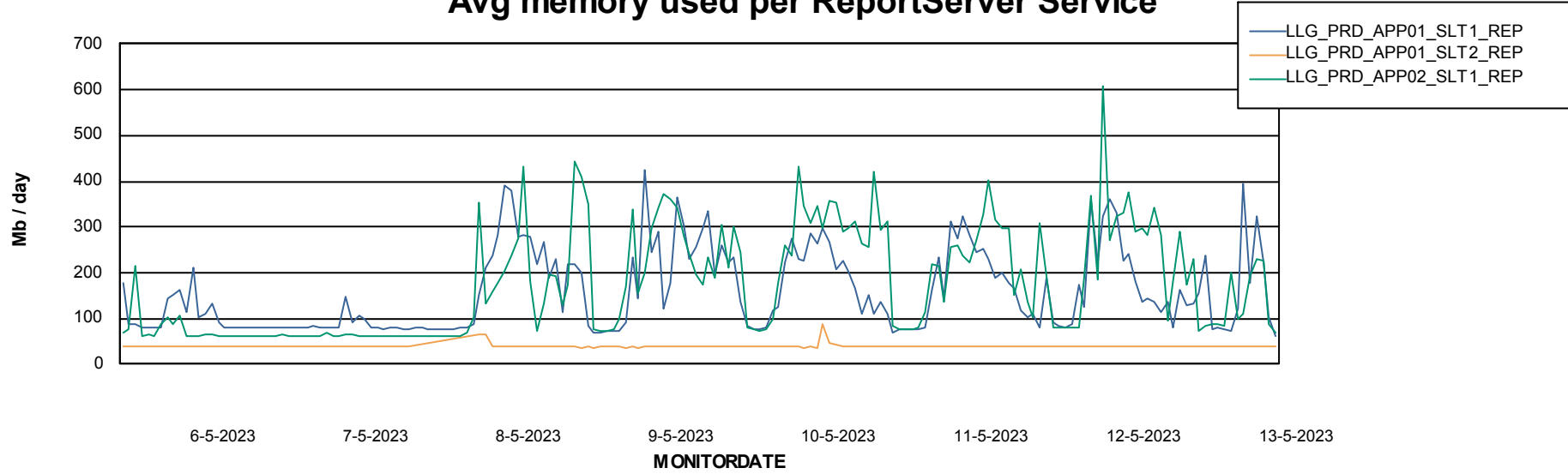
Weekly SLA Customer Report

Customer LLG_Production
Database ID 53

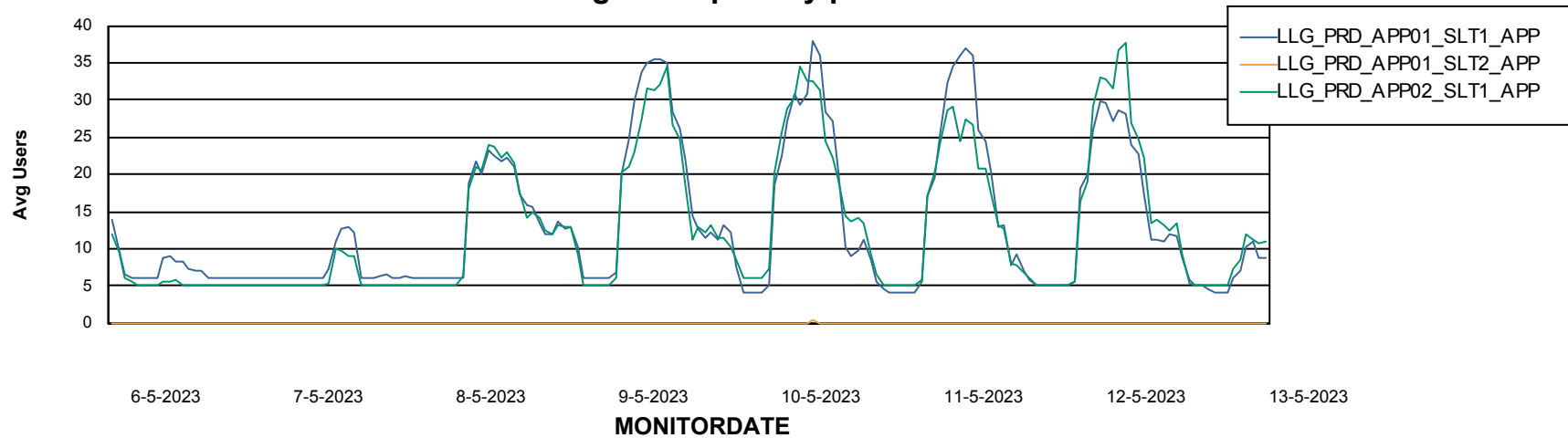


ABSSolute Application Server Services

Avg memory used per ReportServer Service



Avg users per day per ABS server



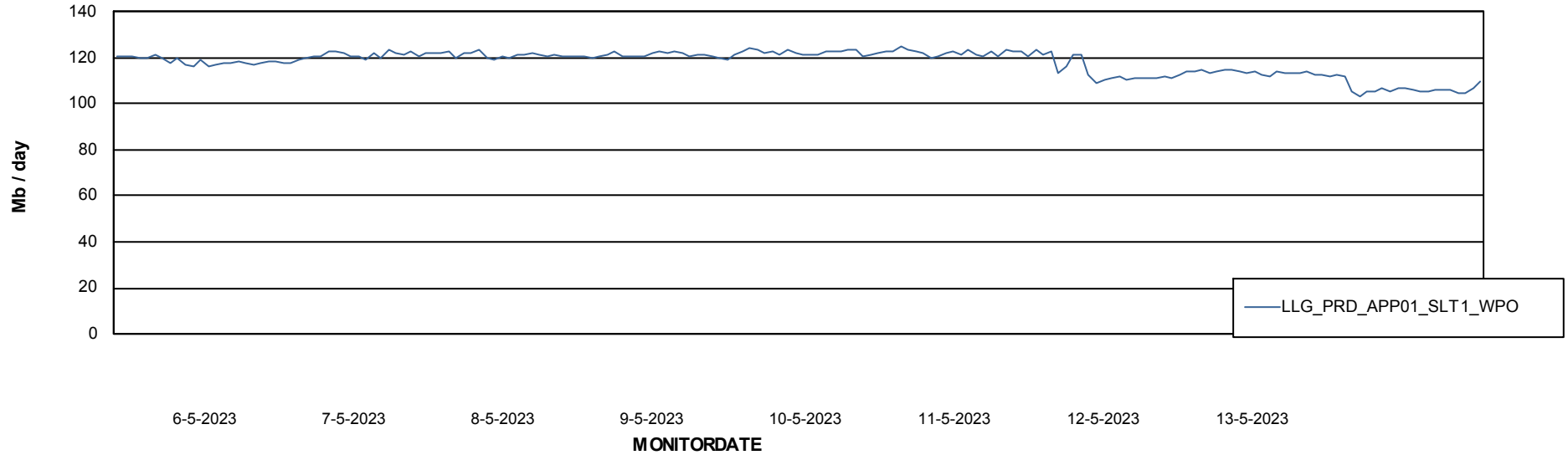
Weekly SLA Customer Report

Customer LLG_Production
Database ID 53



ABSSolute Application Server Services

Avg memory used per ABS Web component



Weekly SLA Customer Report

Customer LLG_Production
Database ID 53



Disaster per ABS component

