

# Weekly SLA Customer Report

Customer KLA\_Production  
Database ID 65



## Harddisk Usage KLA\_PRD\_KLAHQORA03

	Free disk space on C: (%)	Total disk space on C: (Gb)	Used disk space on C: (Gb)	Free disk space on D: (%)	Total disk space on D: (Gb)	Used disk space on D: (Gb)
13-5-2023	25	150	112	47	250	132
12-5-2023	26	150	111	47	250	132
11-5-2023	26	150	111	47	250	132
10-5-2023	26	150	111	47	250	133
9-5-2023	26	150	111	47	250	133
8-5-2023	26	150	111	46	250	134
7-5-2023	26	150	111	46	250	135

## Harddisk Usage KLA\_PRD\_KLAHQWEB02

	Free disk space on C: (%)	Total disk space on C: (Gb)	Used disk space on C: (Gb)
13-5-2023	46	39	21
12-5-2023	46	39	21
11-5-2023	46	39	21
10-5-2023	46	39	21
9-5-2023	46	39	21
8-5-2023	46	39	21
7-5-2023	46	39	21

# Weekly SLA Customer Report

Customer KLA\_Production  
 Database ID 65



Harddisk Usage KLA\_STB\_KLAHQORA04

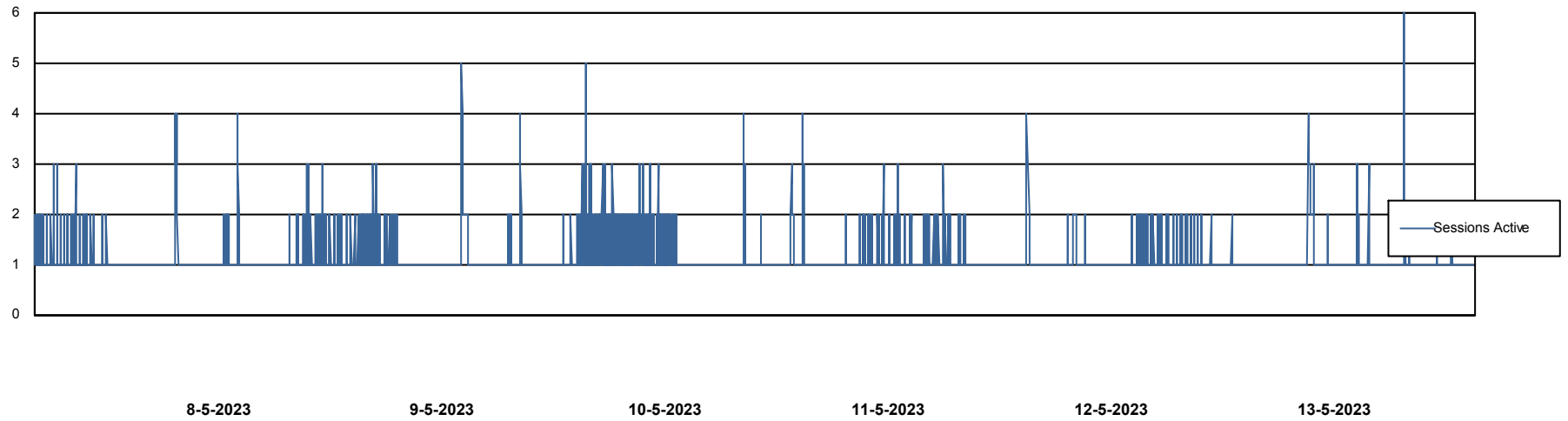
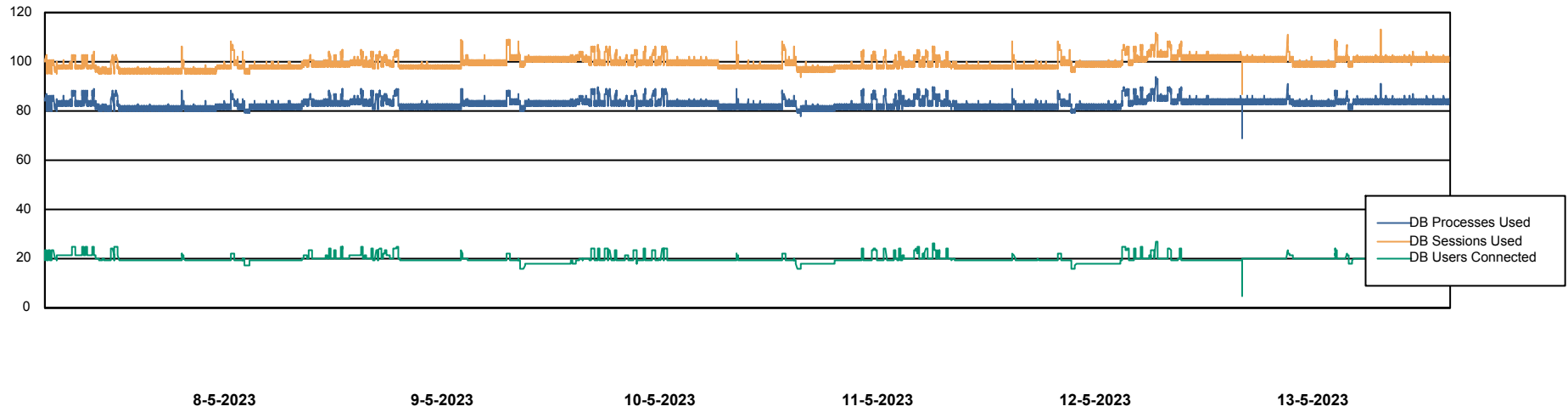
	Free disk space on C: (%)	Total disk space on C: (Gb)	Used disk space on C: (Gb)	Free disk space on D: (%)	Total disk space on D: (Gb)	Used disk space on D: (Gb)
13-5-2023	43	250	142	17	200	165
12-5-2023	43	250	142	18	200	165
11-5-2023	43	250	142	18	200	165
10-5-2023	43	250	143	17	200	165
9-5-2023	43	250	142	17	200	166
8-5-2023	43	250	142	17	200	167
7-5-2023	43	250	143	16	200	167

# Weekly SLA Customer Report

Customer KLA\_Production  
Database ID 65



## Database Performance KLA\_PRD\_KLAHQORA03\_DB



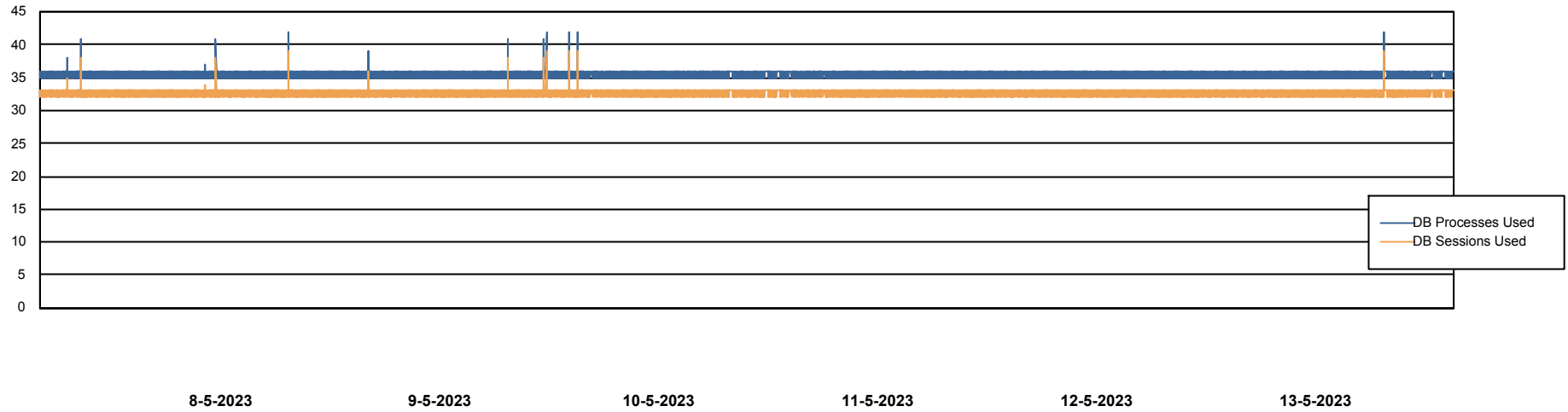
# Weekly SLA Customer Report

Customer KLA\_Production  
Database ID 65



Database Performance KLA\_STB\_KLAHQORA04\_DB

DB Processes Max 1,000


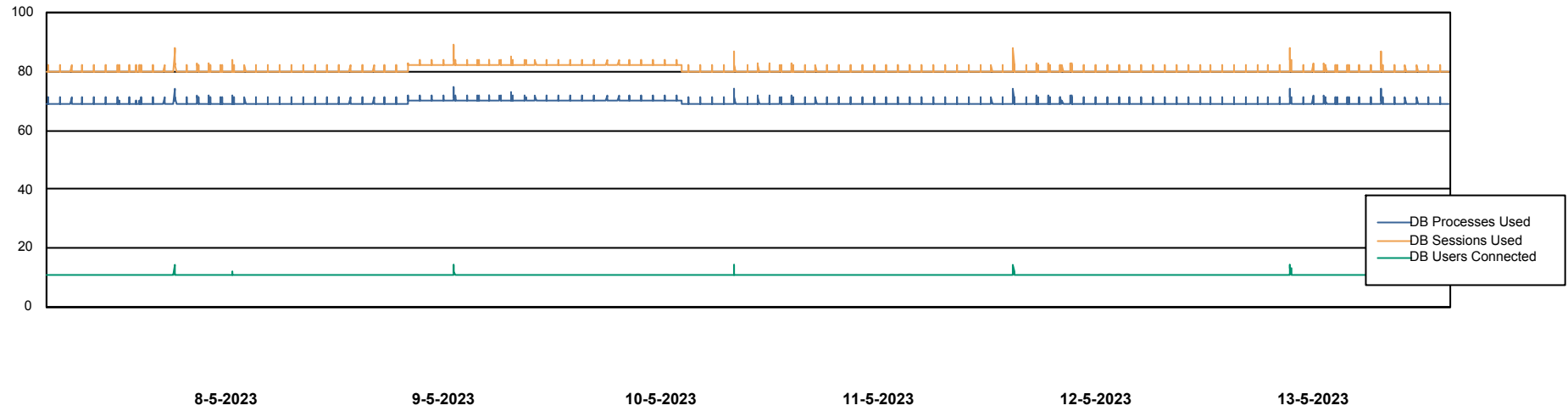


# Weekly SLA Customer Report

Customer KLA\_Production  
Database ID 65



## Database Performance KLA\_TST\_KLAHQORA04\_DB



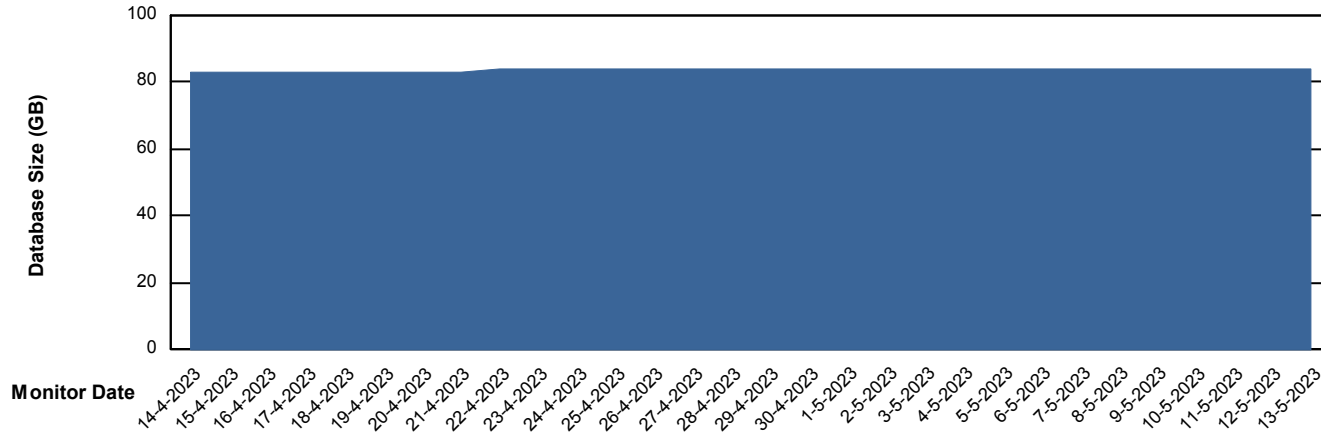
# Weekly SLA Customer Report

Customer KLA\_Production  
Database ID 65



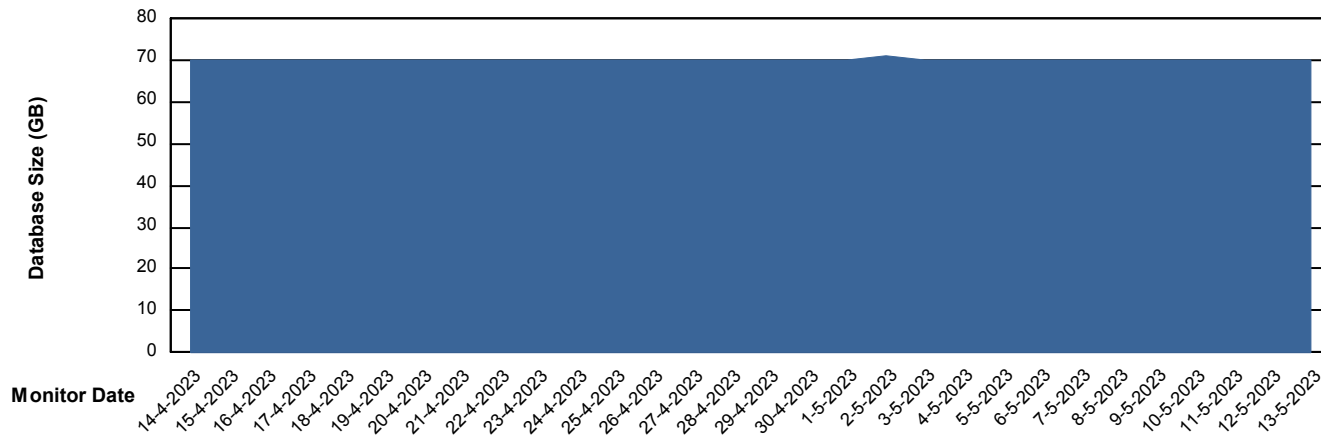
DATABASE SIZE KLA\_PRD\_KLAHQORA03\_DB

### Database growth over last month



DATABASE SIZE KLA\_TST\_KLAHQORA04\_DB

### Database growth over last month



# Weekly SLA Customer Report

Customer KLA\_Production  
Database ID 65



Database Tablespace KLA\_PRD\_KLAHQORA03\_DB

Date	Tablespace Name	Filesize (Gb)	Usedsize (Gb)	Percentage free
13-5-2023	ABSDATA	56	44	22
	INDX	48	37	24
12-5-2023	ABSDATA	56	44	22
	INDX	48	37	24
11-5-2023	ABSDATA	56	44	22
	INDX	48	37	24
10-5-2023	ABSDATA	56	44	22
	INDX	48	37	24
9-5-2023	ABSDATA	56	44	22
	INDX	48	37	24
8-5-2023	ABSDATA	56	44	22
	INDX	48	37	24
7-5-2023	ABSDATA	56	44	22
	INDX	48	37	24

# Weekly SLA Customer Report

Customer KLA\_Production  
 Database ID 65

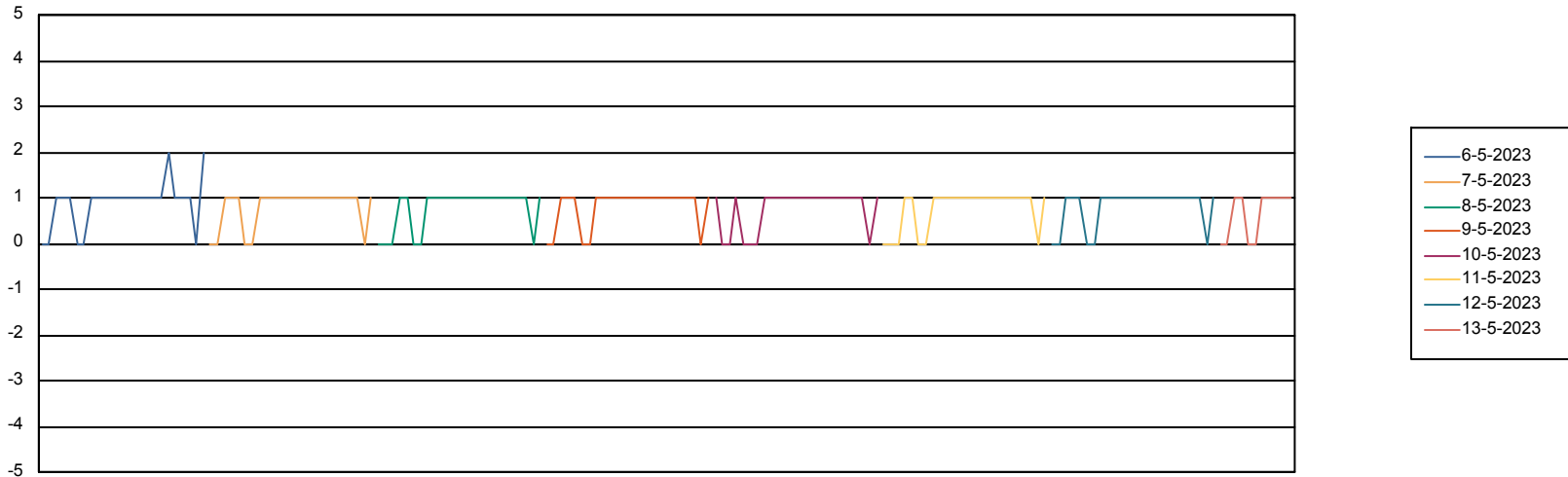


Database Tablespace KLA\_TST\_KLAHQORA04\_DB

Date	Tablespace Name	Filesize (Gb)	Usedsize (Gb)	Percentage free
13-5-2023	ABSDATA	44	31	28
	INDX	37	25	34
12-5-2023	ABSDATA	44	31	28
	INDX	37	25	34
11-5-2023	ABSDATA	44	31	28
	INDX	37	25	34
10-5-2023	ABSDATA	44	31	28
	INDX	37	25	34
9-5-2023	ABSDATA	44	31	28
	INDX	37	25	34
8-5-2023	ABSDATA	44	31	28
	INDX	37	25	34
7-5-2023	ABSDATA	44	31	28
	INDX	37	25	34

Standby Database Health KLA\_Production

Recovery lag for last 7 days



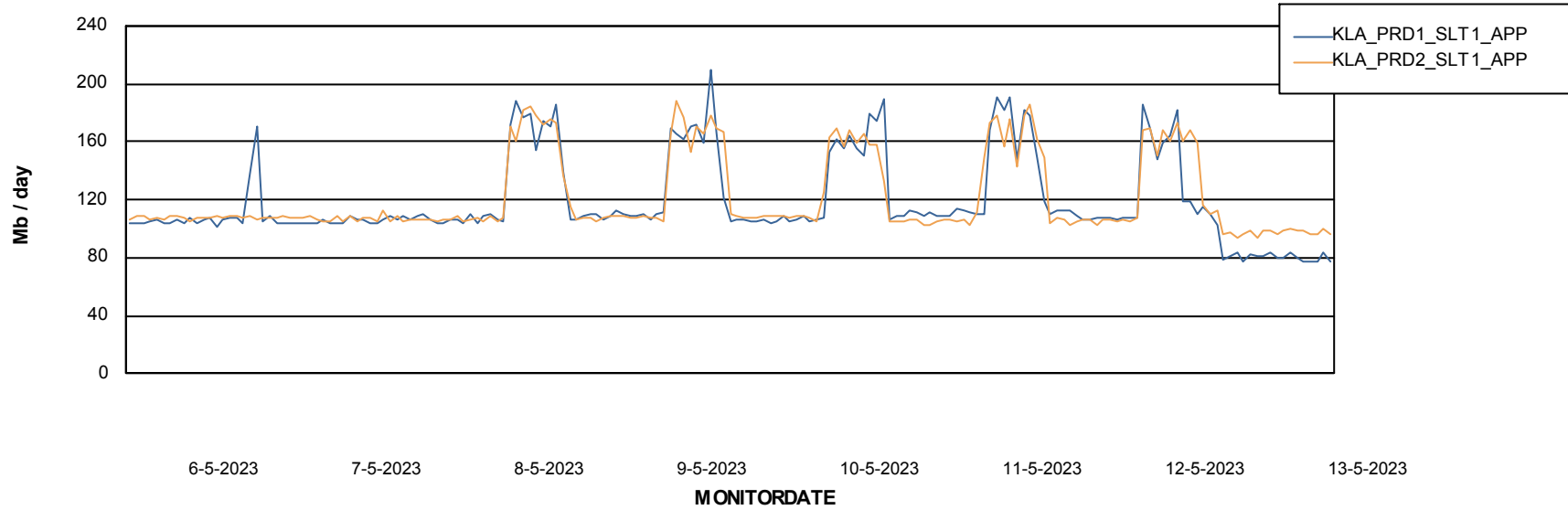
# Weekly SLA Customer Report

Customer KLA\_Production  
Database ID 65

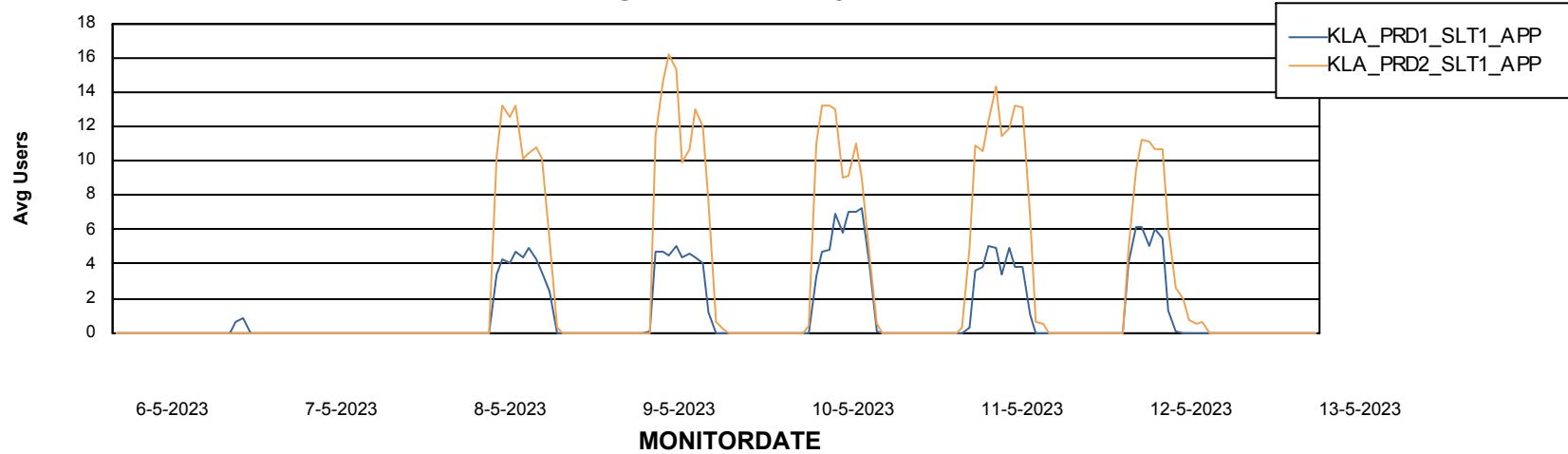


## ABSSolute Application Server Services

### Avg memory used per ABS Server Service



### Avg users per day per ABS server



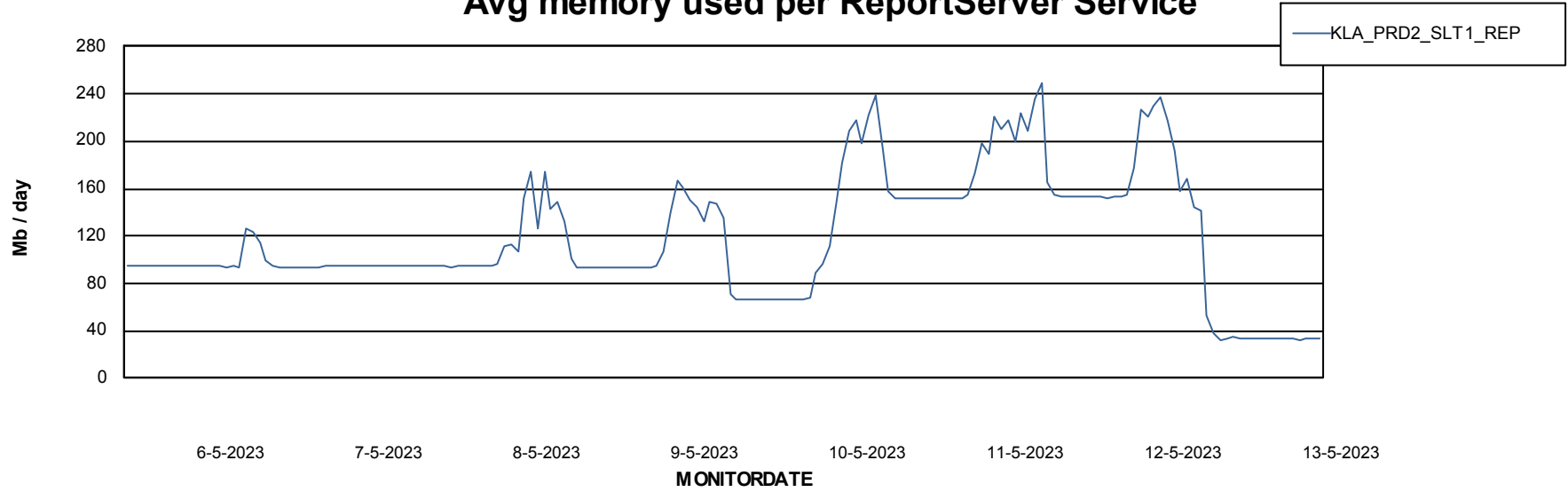
# Weekly SLA Customer Report

Customer KLA\_Production  
Database ID 65



## ABSSolute Application ReportServer Services

### Avg memory used per ReportServer Service



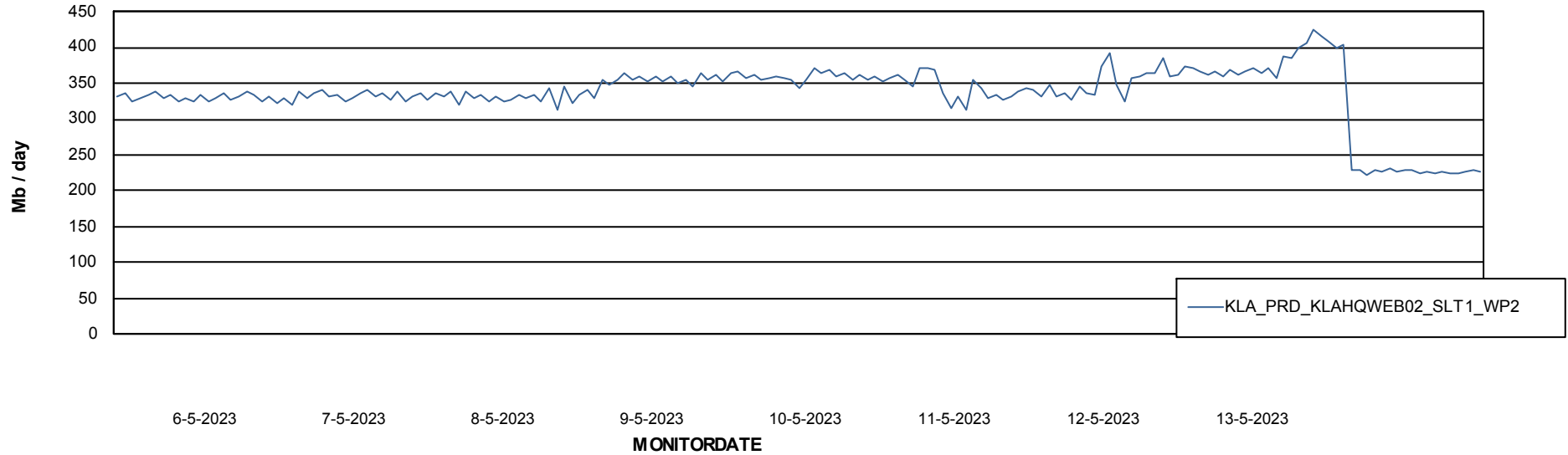
# Weekly SLA Customer Report

Customer KLA\_Production  
Database ID 65



## ABSSolute Web Component Services

### Avg memory used per ABS Web component



# Weekly SLA Customer Report

Customer KLA\_Production  
Database ID 65



### Disaster per ABS component

