

# Weekly SLA Customer Report

Customer VEN\_Production  
 Database ID 35



Harddisk Usage VEN\_PRD\_VENABS06\_DB

	Free disk space on C: (%)	Total disk space on C: (Gb)	Used disk space on C: (Gb)	Free disk space on D: (%)	Total disk space on D: (Gb)	Used disk space on D: (Gb)	Free disk space on E: (%)	Total disk space on E: (Gb)	Used disk space on E: (Gb)
29-4-2023	56	102	45	21	601	476	48	400	209
28-4-2023	56	102	45	21	601	476	51	400	198
27-4-2023	56	102	45	21	601	476	50	400	199
26-4-2023	56	102	45	21	601	476	50	400	199
25-4-2023	56	102	45	21	601	476	50	400	199
24-4-2023	56	102	45	21	601	476	51	400	197
23-4-2023	56	102	45	21	601	476	51	400	196

Harddisk Usage VEN\_PRD\_VENABS07\_SB-DB

	Free disk space on C: (%)	Total disk space on C: (Gb)	Used disk space on C: (Gb)	Free disk space on D: (%)	Total disk space on D: (Gb)	Used disk space on D: (Gb)	Free disk space on E: (%)	Total disk space on E: (Gb)	Used disk space on E: (Gb)
29-4-2023	41	102	60	27	1,000	729	87	400	53
28-4-2023	41	102	60	27	1,000	729	86	400	57
27-4-2023	41	102	60	27	1,000	729	86	400	58
26-4-2023	41	102	60	27	1,000	729	85	400	58
25-4-2023	41	102	60	27	1,000	729	86	400	58
24-4-2023	41	102	60	27	1,000	729	86	400	56
23-4-2023	41	102	60	27	1,000	729	86	400	55

# Weekly SLA Customer Report

Customer VEN\_Production  
Database ID 35



Harddisk Usage VEN\_PRD\_VENABS08\_BI

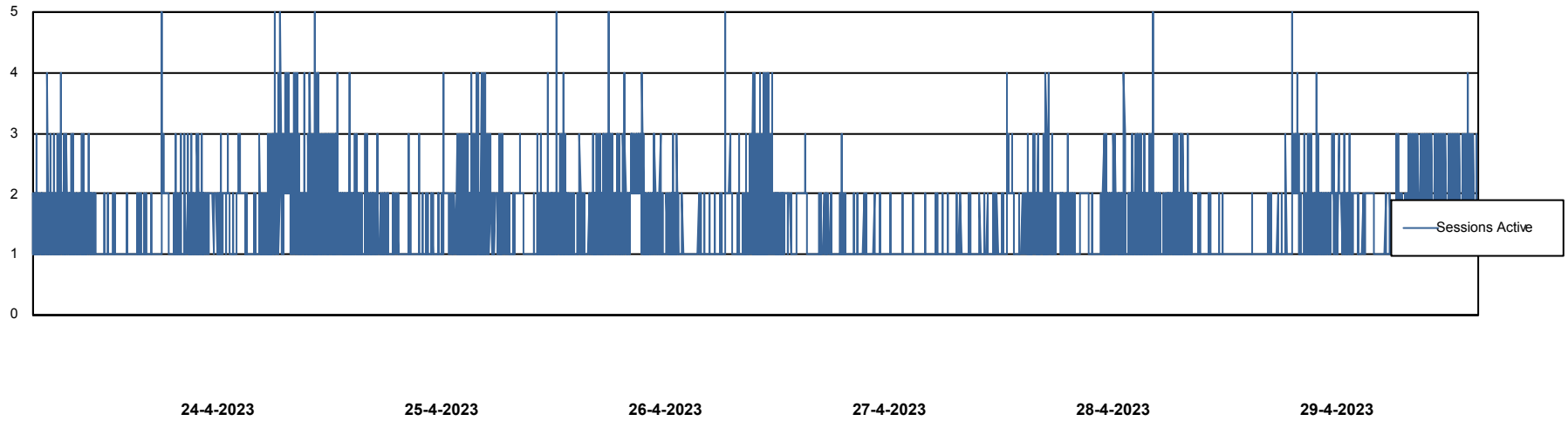
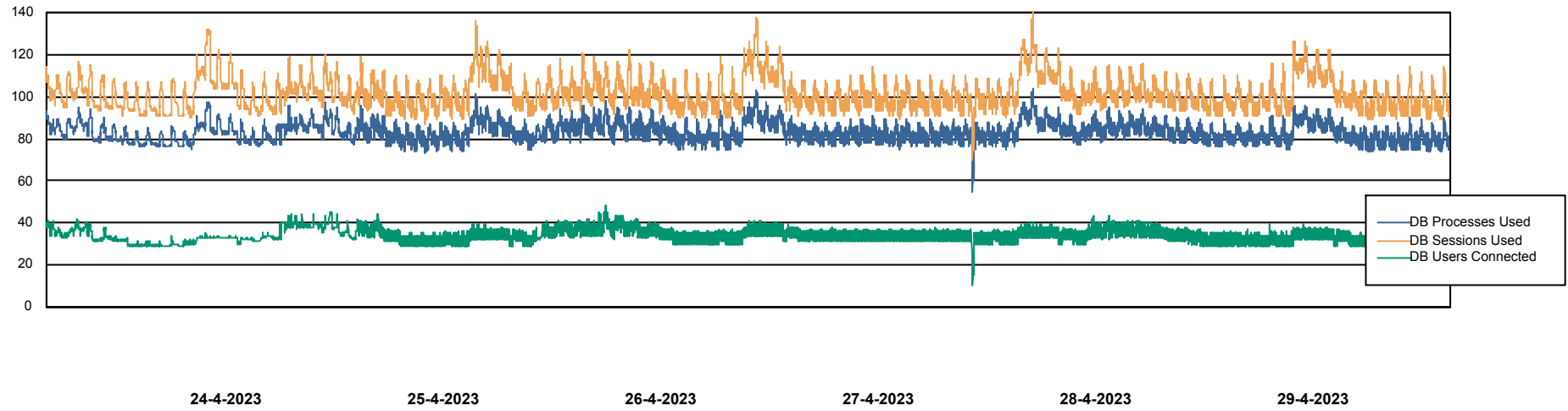
	Free disk space on C: (%)	Total disk space on C: (Gb)	Used disk space on C: (Gb)	Free disk space on D: (%)	Total disk space on D: (Gb)	Used disk space on D: (Gb)
29-4-2023	40	102	62	20	601	483
28-4-2023	40	102	62	20	601	482
27-4-2023	40	102	62	20	601	482
26-4-2023	40	102	62	20	601	482
25-4-2023	40	102	62	20	601	482
24-4-2023	40	102	62	20	601	482
23-4-2023	40	102	62	20	601	482

# Weekly SLA Customer Report

Customer VEN\_Production  
Database ID 35



## Database Performance VENDB\_Production



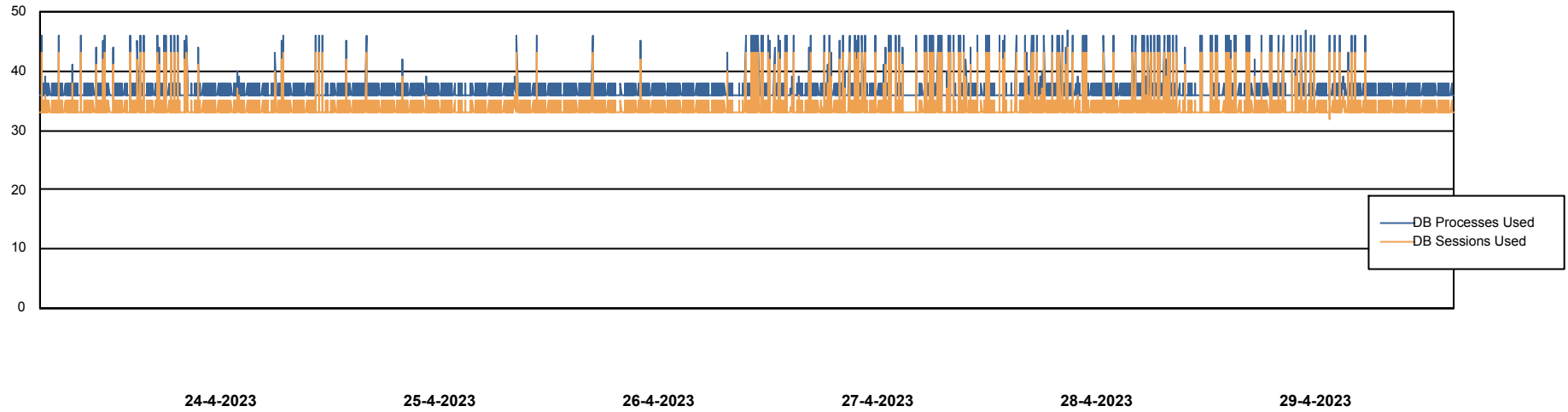
# Weekly SLA Customer Report

Customer VEN\_Production  
Database ID 35



Database Performance VENDB\_Standby

DB Processes Max 300



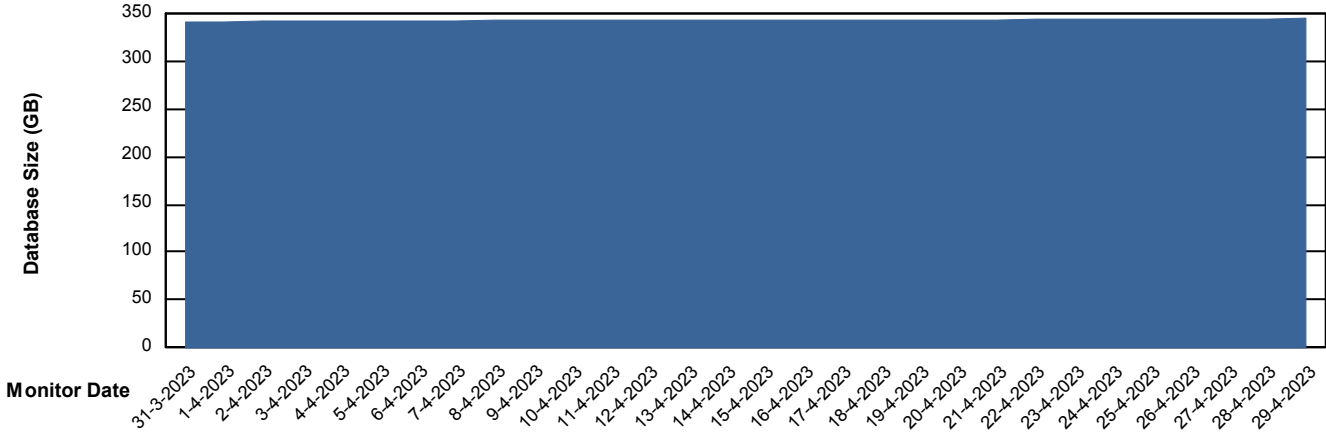
# Weekly SLA Customer Report

Customer VEN\_Production  
 Database ID 35



DATABASE SIZE VENDB\_Production

Database growth over last month



Database Tablespace VENDB\_Production

Date	Tablespace Name	Filesize (Gb)	Usedsize (Gb)	Percentage free
29-4-2023	ABSDATA	212	175	17
	INDX	193	160	17
28-4-2023	ABSDATA	212	175	17
	INDX	193	160	17
27-4-2023	ABSDATA	212	175	17
	INDX	193	160	17
26-4-2023	ABSDATA	212	175	17
	INDX	193	160	17
25-4-2023	ABSDATA	212	175	17
	INDX	193	159	17
24-4-2023	ABSDATA	212	175	17
	INDX	193	159	17
23-4-2023	ABSDATA	212	175	17
	INDX	193	159	18

# Weekly SLA Customer Report

Customer VEN\_Production  
Database ID 35



Standby Database Health VEN\_Production

### Recovery lag for last 7 days

