

Weekly SLA Customer Report

Customer NIX_Production
 Database ID 51



Harddisk Usage NIX_PRD_ABSAPP01

	Free disk space on C: (%)	Total disk space on C: (Gb)	Used disk space on C: (Gb)	Free disk space on E: (%)	Total disk space on E: (Gb)	Used disk space on E: (Gb)
29-4-2023	66	207	69	100	98	0
28-4-2023	66	207	69	100	98	0
27-4-2023	66	207	69	100	98	0
26-4-2023	66	207	69	100	98	0
25-4-2023	67	207	69	100	98	0
24-4-2023	67	207	68	100	98	0
23-4-2023	67	207	68	100	98	0

Harddisk Usage NIX_PRD_ABSAPP04

	Free disk space on C: (%)	Total disk space on C: (Gb)	Used disk space on C: (Gb)
29-4-2023	21	127	100
28-4-2023	21	127	100
27-4-2023	21	127	100
26-4-2023	21	127	100
25-4-2023	23	127	97
24-4-2023	23	127	97
23-4-2023	23	127	97

Weekly SLA Customer Report

Customer NIX_Production
Database ID 51



Harddisk Usage NIX_PRD_ABSWEB02

	Free disk space on C: (%)	Total disk space on C: (Gb)	Used disk space on C: (Gb)
29-4-2023	86	300	43
28-4-2023	86	300	43
27-4-2023	86	300	43
26-4-2023	86	300	43
25-4-2023	86	300	43
24-4-2023	86	300	43
23-4-2023	86	300	43

Harddisk Usage NIX_PRD_BISRV

	Free disk space on C: (%)	Total disk space on C: (Gb)	Used disk space on C: (Gb)
29-4-2023	46	836	454
28-4-2023	45	836	462
27-4-2023	46	836	452
26-4-2023	46	836	450
25-4-2023	46	836	449
24-4-2023	46	836	449
23-4-2023	46	836	449

Weekly SLA Customer Report

Customer NIX_Production
 Database ID 51



Harddisk Usage NIX_PRD_ORCDB1

	Free disk space on C: (%)	Total disk space on C: (Gb)	Used disk space on C: (Gb)	Free disk space on D: (%)	Total disk space on D: (Gb)	Used disk space on D: (Gb)	Free disk space on E: (%)	Total disk space on E: (Gb)	Used disk space on E: (Gb)	Free disk space on F: (%)
29-4-2023	70	554	169	47	586	309	52	605	289	39
28-4-2023	68	554	175	47	586	309	52	605	289	38
27-4-2023	69	554	170	47	586	309	52	605	289	38
26-4-2023	69	554	172	47	586	309	52	605	289	38
25-4-2023	69	554	170	47	586	309	52	605	289	38
24-4-2023	69	554	170	47	586	309	52	605	289	39
23-4-2023	69	554	170	47	586	309	52	605	289	39

Harddisk Usage NIX_PRD_ORCDB2

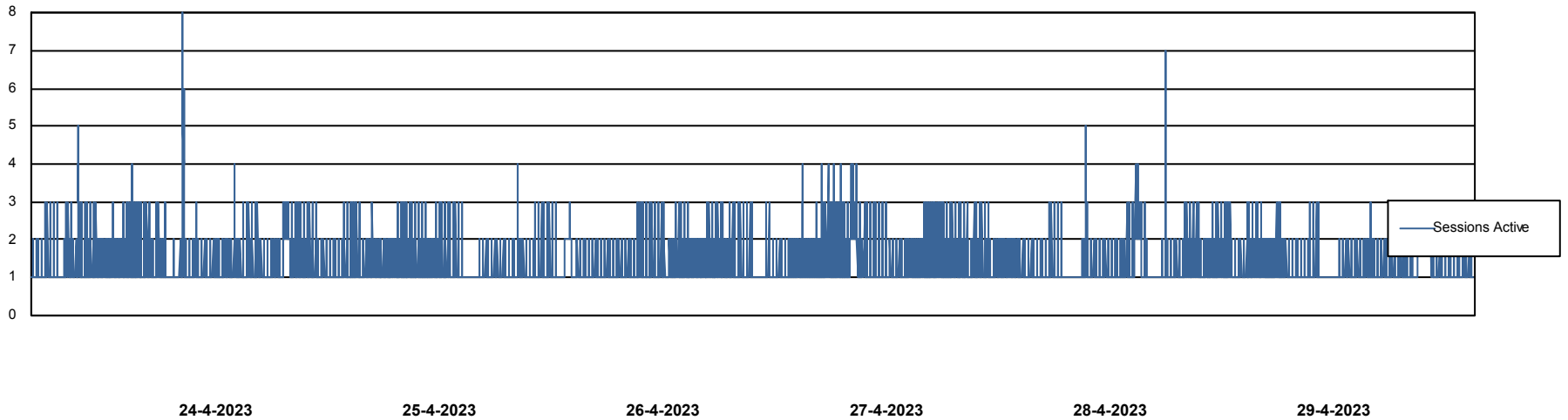
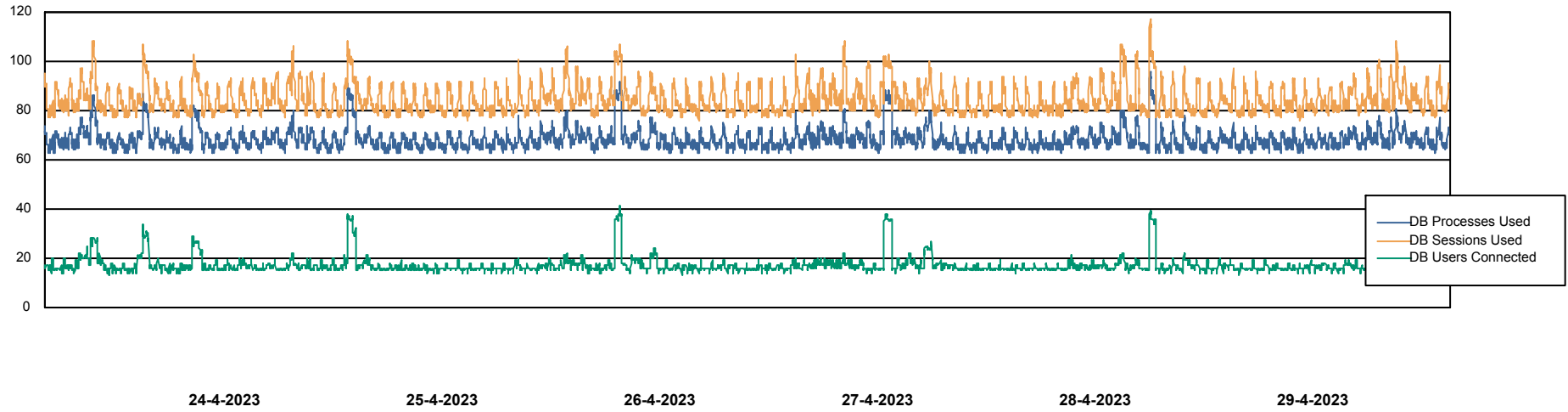
	Free disk space on C: (%)	Total disk space on C: (Gb)	Used disk space on C: (Gb)	Free disk space on D: (%)	Total disk space on D: (Gb)	Used disk space on D: (Gb)	Free disk space on E: (%)	Total disk space on E: (Gb)	Used disk space on E: (Gb)	Free disk space on F: (%)
29-4-2023	89	574	66	43	488	280	58	684	289	88
28-4-2023	89	574	66	43	488	280	58	684	288	88
27-4-2023	89	574	66	43	488	280	58	684	289	87
26-4-2023	88	574	66	43	488	280	58	684	289	87
25-4-2023	89	574	65	43	488	280	58	684	288	88
24-4-2023	89	574	65	43	488	280	58	684	288	88
23-4-2023	89	574	65	43	488	280	58	684	288	88

Weekly SLA Customer Report

Customer NIX_Production
Database ID 51



Database Performance NIXDB_BI

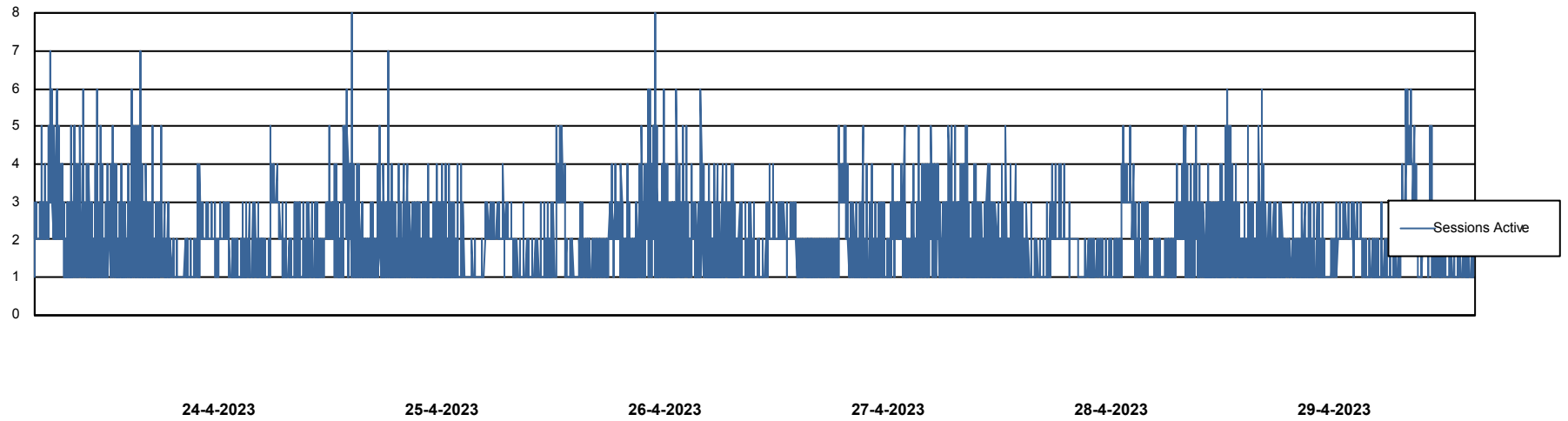
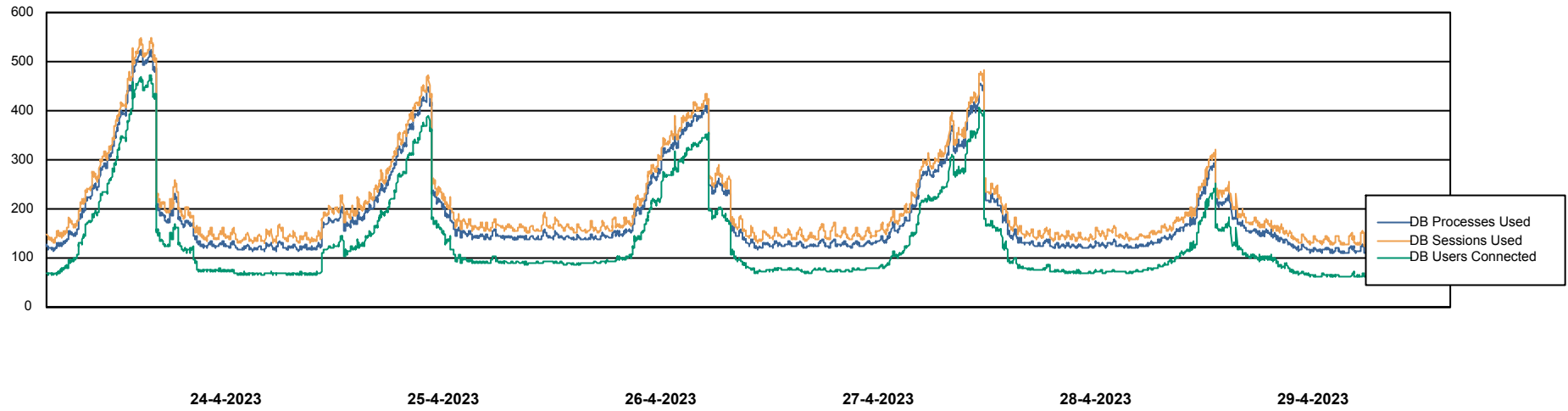


Weekly SLA Customer Report

Customer NIX_Production
Database ID 51



Database Performance NIXDB_Production



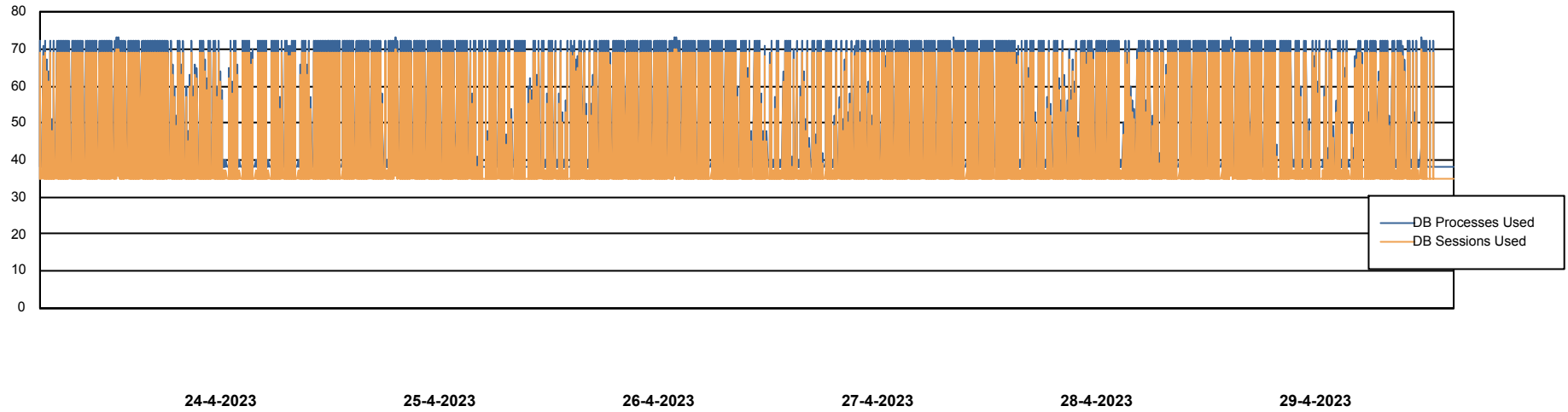
Weekly SLA Customer Report

Customer NIX_Production
Database ID 51



Database Performance NIXDB_Standby

DB Processes Max 300



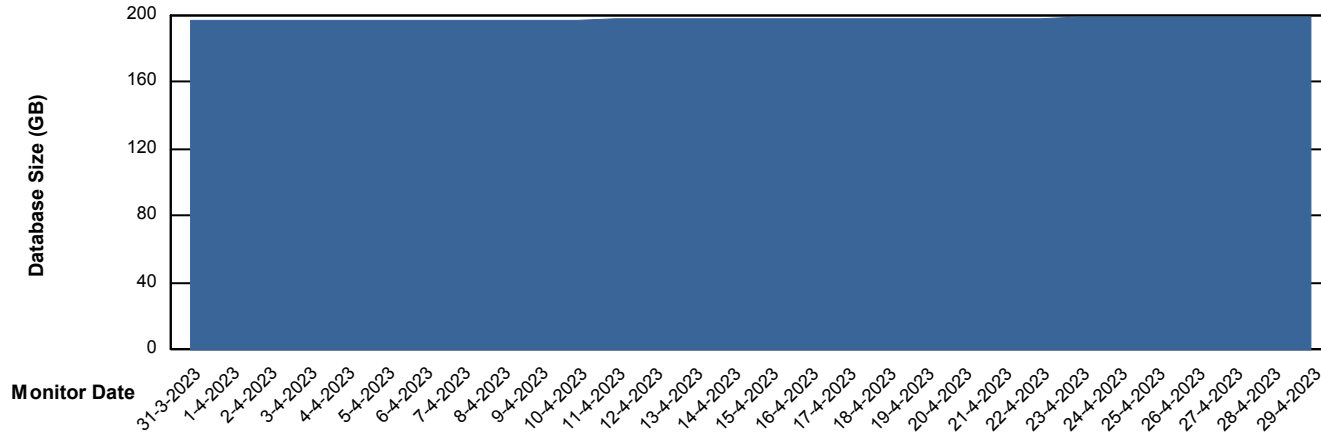
Weekly SLA Customer Report

Customer NIX_Production
Database ID 51



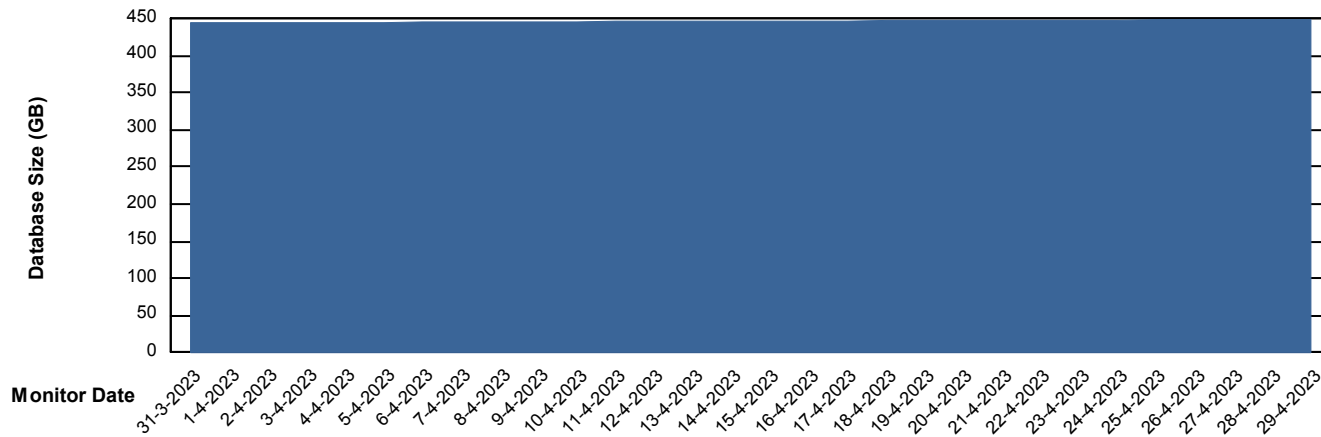
DATABASE SIZE NIXDB_BI

Database growth over last month



DATABASE SIZE NIXDB_Production

Database growth over last month



Weekly SLA Customer Report

Customer NIX_Production
Database ID 51



Database Tablespace NIXDB_BI

Date	Tablespace Name	Filesize (Gb)	Usedsize (Gb)	Percentage free
29-4-2023	ABSDATA	99	82	18
	INDX	140	115	18
28-4-2023	ABSDATA	99	81	18
	INDX	140	115	18
27-4-2023	ABSDATA	99	81	18
	INDX	140	115	18
26-4-2023	ABSDATA	99	81	18
	INDX	140	115	18
25-4-2023	ABSDATA	97	81	16
	INDX	138	115	17
24-4-2023	ABSDATA	97	81	16
	INDX	138	115	17
23-4-2023	ABSDATA	97	81	16
	INDX	138	115	17

Weekly SLA Customer Report

Customer NIX_Production
 Database ID 51



Database Tablespace NIXDB_Production

Date	Tablespace Name	Filesize (Gb)	Usedsize (Gb)	Percentage free
29-4-2023	ABSDATA	221	184	17
	INDX	288	240	17
28-4-2023	ABSDATA	221	184	17
	INDX	288	240	17
27-4-2023	ABSDATA	221	184	17
	INDX	288	240	17
26-4-2023	ABSDATA	221	184	17
	INDX	288	240	17
25-4-2023	ABSDATA	221	184	17
	INDX	288	240	17
24-4-2023	ABSDATA	221	184	17
	INDX	288	239	17
23-4-2023	ABSDATA	221	184	17
	INDX	288	239	17

BI Status and last ETL error for NIXDB_BI

	ma 24/4/2023	di 25/4/2023	wo 26/4/2023	do 27/4/2023	vr 28/4/2023	za 29/4/2023
ABS DataWarehouse ETL Health	OK	OK	OK	OK	OK	OK
ABS DWHStaging ETL Health	OK	OK	OK	OK	OK	OK

Weekly SLA Customer Report

Customer NIX_Production
Database ID 51



BI last ETL error for	NIXDB_BI
di, 25-04-2023	None
vr, 28-04-2023	None
wo, 26-04-2023	None
zo, 23-04-2023	None
ma, 24-04-2023	None
di, 25-04-2023	None
vr, 28-04-2023	None
do, 27-04-2023	None
do, 27-04-2023	None
wo, 26-04-2023	None
za, 29-04-2023	None
ma, 24-04-2023	None
za, 29-04-2023	None
zo, 23-04-2023	None


Weekly SLA Customer Report

Customer NIX_Production
Database ID 51



Standby Database Health NIX_Production

Recovery lag for last 7 days



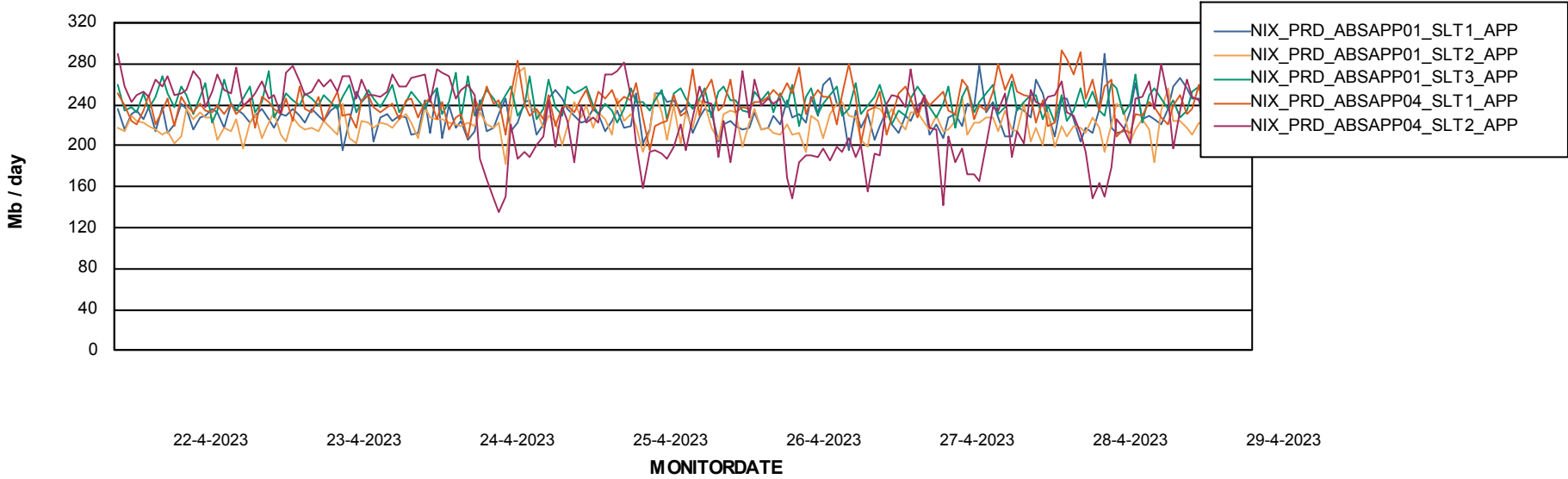
Weekly SLA Customer Report

Customer NIX_Production
Database ID 51

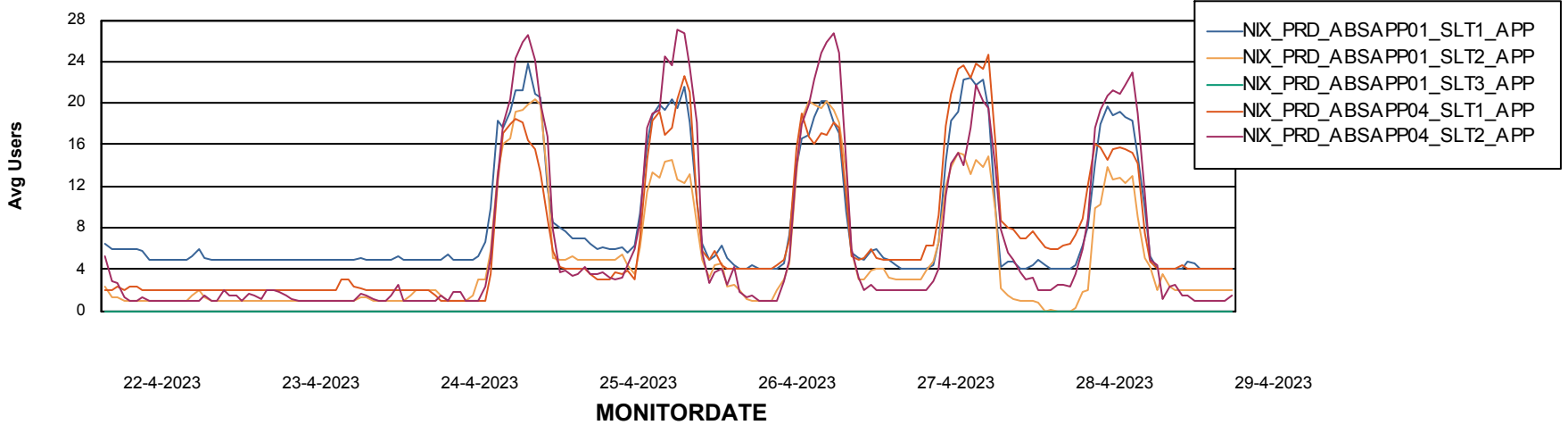


ABSSolute Application Server Services

Avg memory used per ABS Server Service



Avg users per day per ABS server



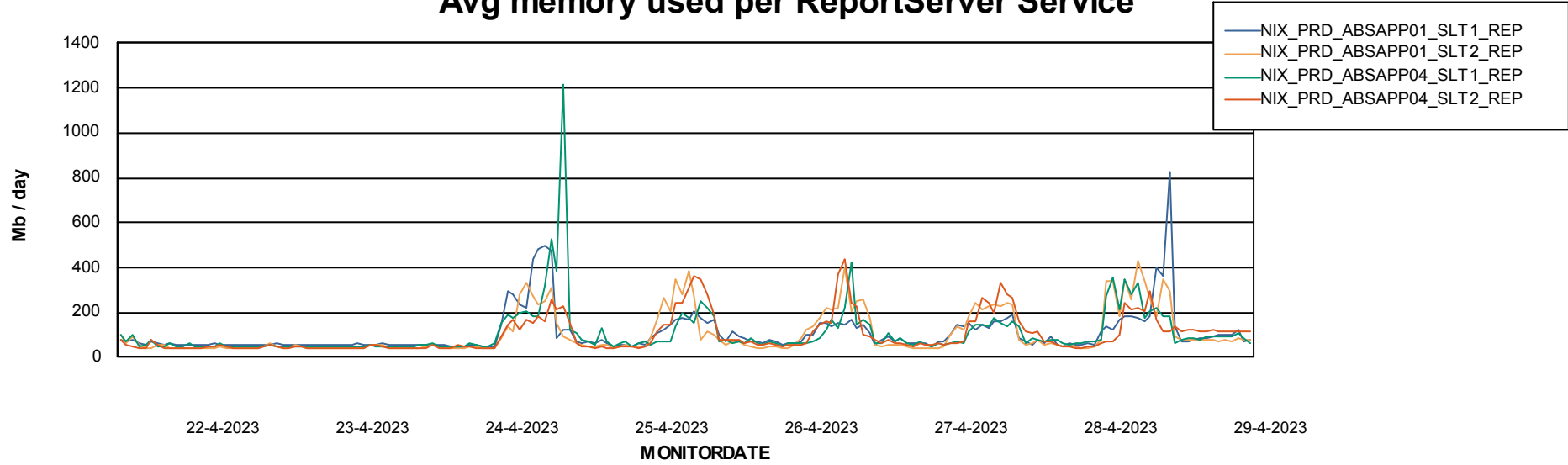
Weekly SLA Customer Report

Customer NIX_Production
Database ID 51



ABSSolute Application ReportServer Services

Avg memory used per ReportServer Service



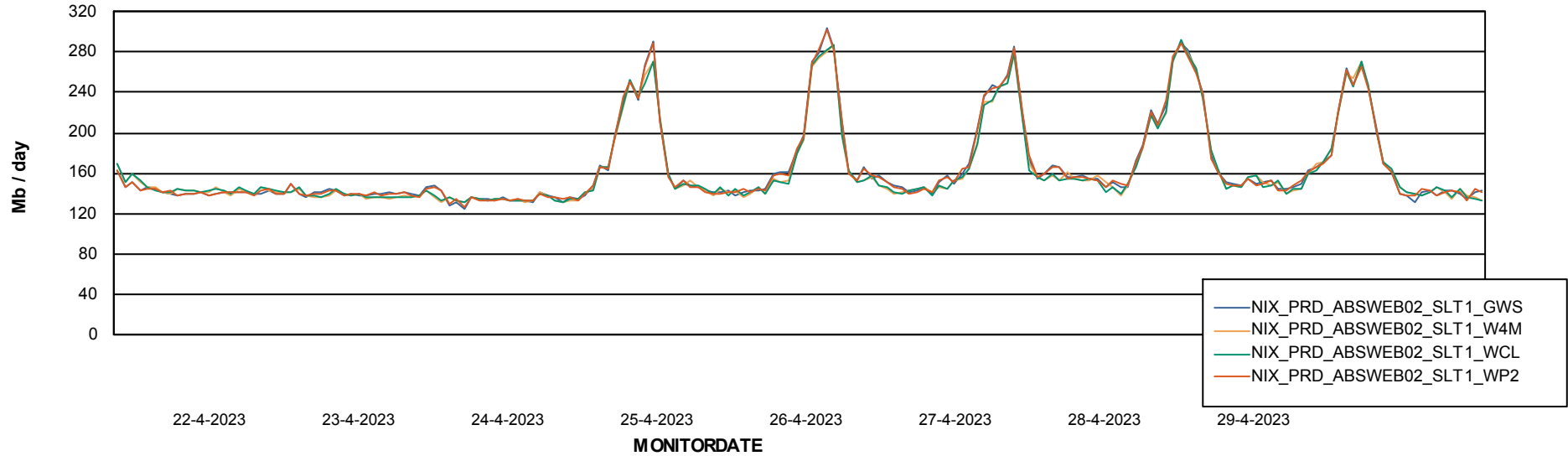
Weekly SLA Customer Report

Customer NIX_Production
Database ID 51



ABSSolute Web Component Services

Avg memory used per ABS Web component



Weekly SLA Customer Report

Customer NIX_Production
Database ID 51



Disaster per ABS component

