

# Weekly SLA Customer Report

Customer ECL\_Production  
Database ID 156



## Harddisk Usage ECL\_PRD\_ECLABS

	Free disk space on C: (%)	Total disk space on C: (Gb)	Used disk space on C: (Gb)	Free disk space on E: (%)	Total disk space on E: (Gb)	Used disk space on E: (Gb)
29-4-2023	74	199	52	65	500	174
28-4-2023	74	199	52	65	500	175
27-4-2023	74	199	52	65	500	175
26-4-2023	74	199	52	65	500	175
25-4-2023	74	199	52	65	500	175
24-4-2023	74	199	52	65	500	176
23-4-2023	74	199	52	62	500	190

## Harddisk Usage ECL\_PRD\_ECLABS-TEST

	Free disk space on C: (%)	Total disk space on C: (Gb)	Used disk space on C: (Gb)	Free disk space on E: (%)	Total disk space on E: (Gb)	Used disk space on E: (Gb)
29-4-2023	74	199	53	51	500	247
28-4-2023	74	199	53	50	500	248
27-4-2023	74	199	52	50	500	248
26-4-2023	74	199	52	50	500	248
25-4-2023	74	199	52	50	500	248
24-4-2023	74	199	52	50	500	249
23-4-2023	74	199	52	48	500	262

# Weekly SLA Customer Report

Customer ECL\_Production  
Database ID 156



Harddisk Usage ECL\_PRD\_ECLABS-WEB

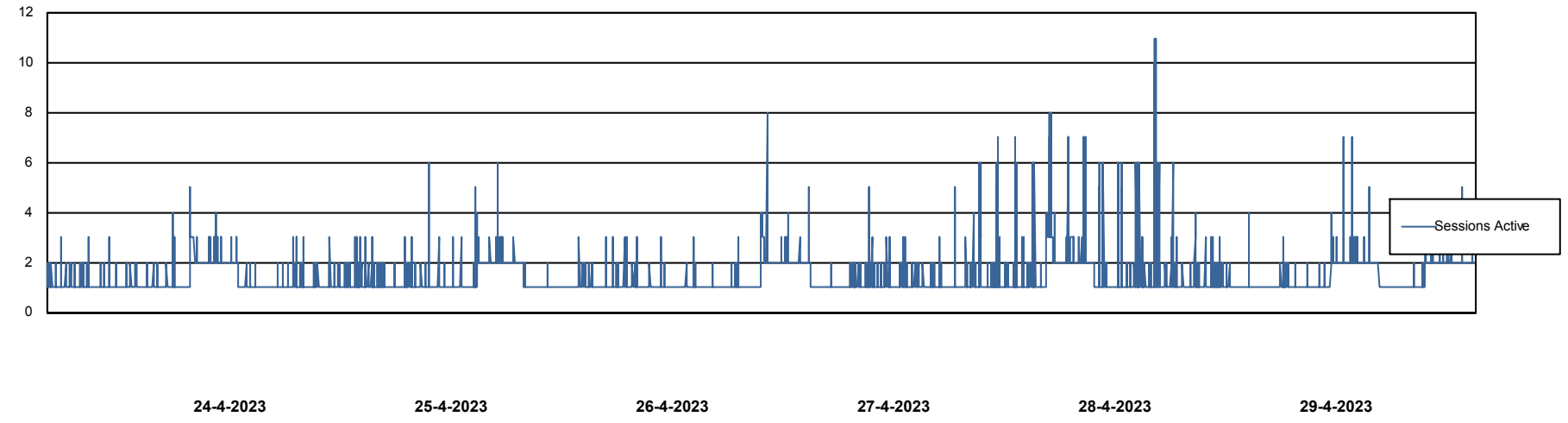
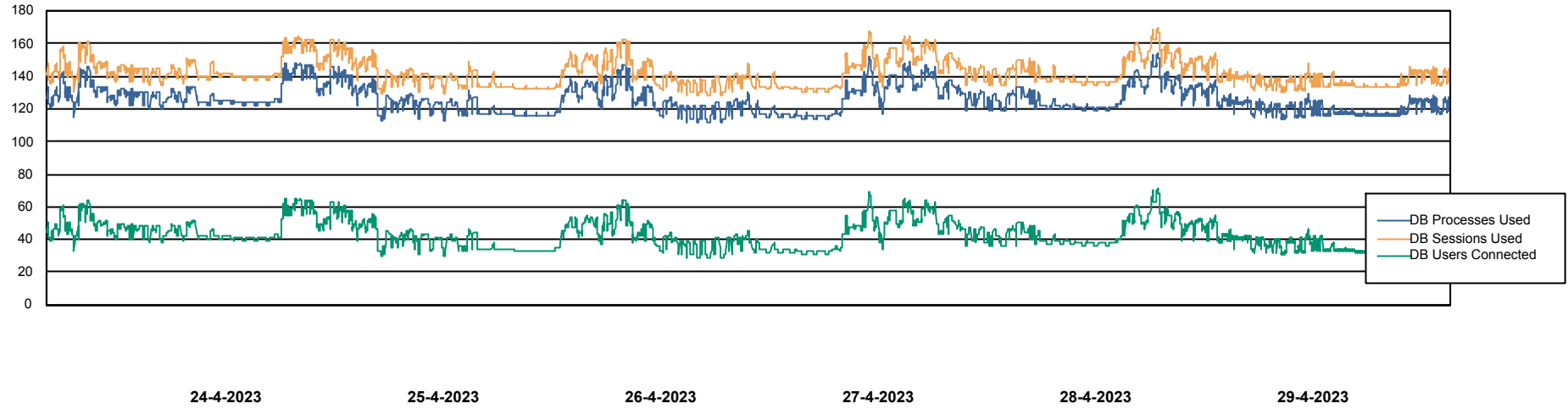
	Free disk space on C: (%)	Total disk space on C: (Gb)	Used disk space on C: (Gb)
29-4-2023	67	99	33
28-4-2023	66	99	34
27-4-2023	65	99	35
26-4-2023	65	99	35
25-4-2023	65	99	35
24-4-2023	66	99	34
23-4-2023	66	99	34

# Weekly SLA Customer Report

Customer ECL\_Production  
Database ID 156



## Database Performance ECL\_PRD\_ECLABS\_DB\_Production



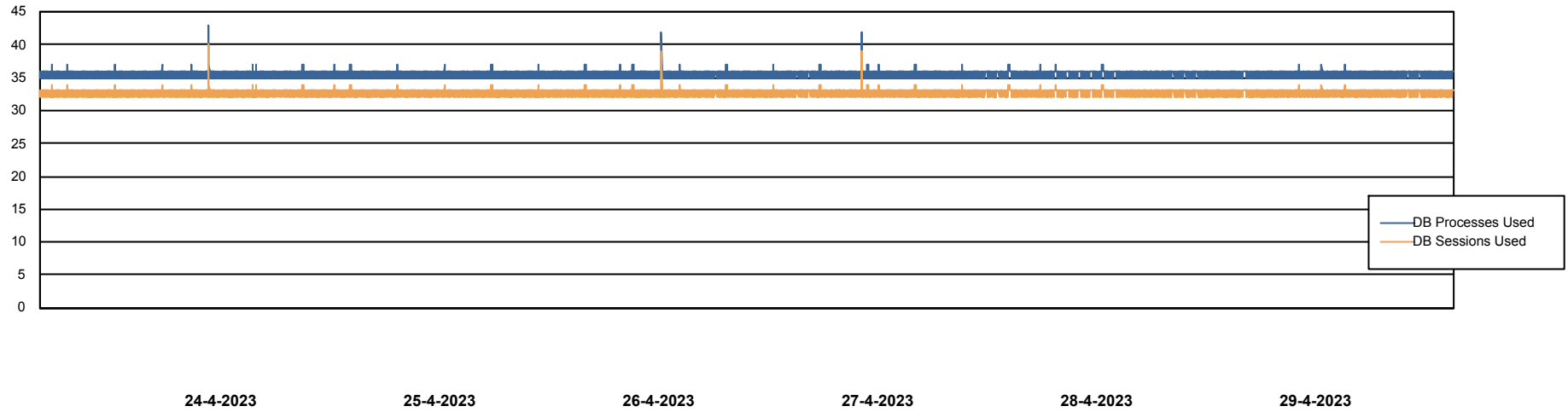
# Weekly SLA Customer Report

Customer ECL\_Production  
Database ID 156



Database Performance ECL\_TEST\_ECLABS-TEST\_DB\_STB (ECL\_Standby DB)

DB Processes Max 1,000



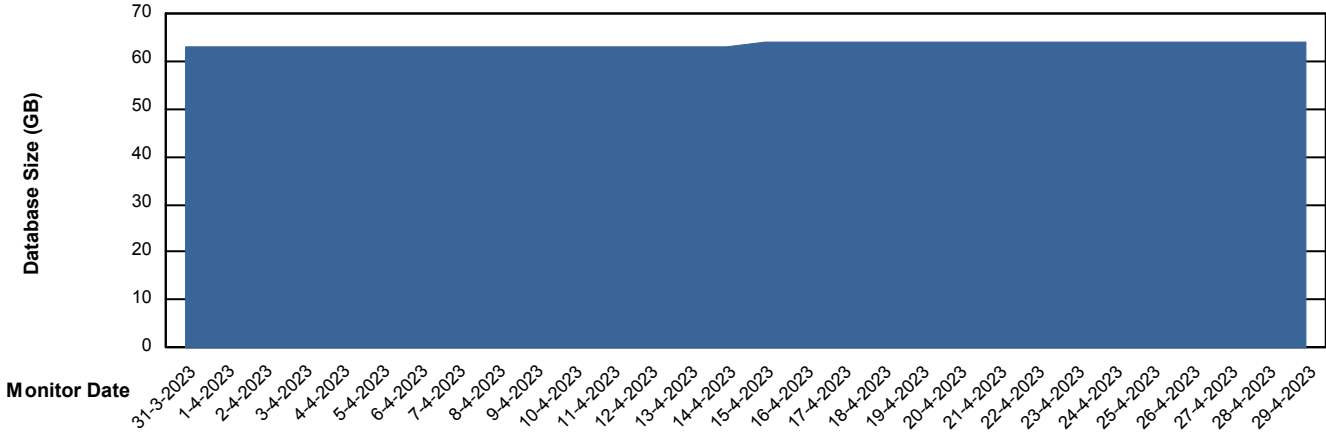
# Weekly SLA Customer Report

Customer ECL\_Production  
 Database ID 156



DATABASE SIZE ECL\_PRD\_ECLABS\_DB\_Production

Database growth over last month



Database Tablespace ECL\_PRD\_ECLABS\_DB\_Production

Date	Tablespace Name	Filesize (Gb)	Usedsize (Gb)	Percentage free
29-4-2023	ABSDATA	81	45	44
	INDX	10	5	50
28-4-2023	ABSDATA	81	45	44
	INDX	10	5	50
27-4-2023	ABSDATA	81	45	44
	INDX	10	5	50
26-4-2023	ABSDATA	81	45	44
	INDX	10	5	50
25-4-2023	ABSDATA	81	45	44
	INDX	10	5	50
24-4-2023	ABSDATA	81	45	44
	INDX	10	5	50
23-4-2023	ABSDATA	81	45	44
	INDX	10	5	50

# Weekly SLA Customer Report

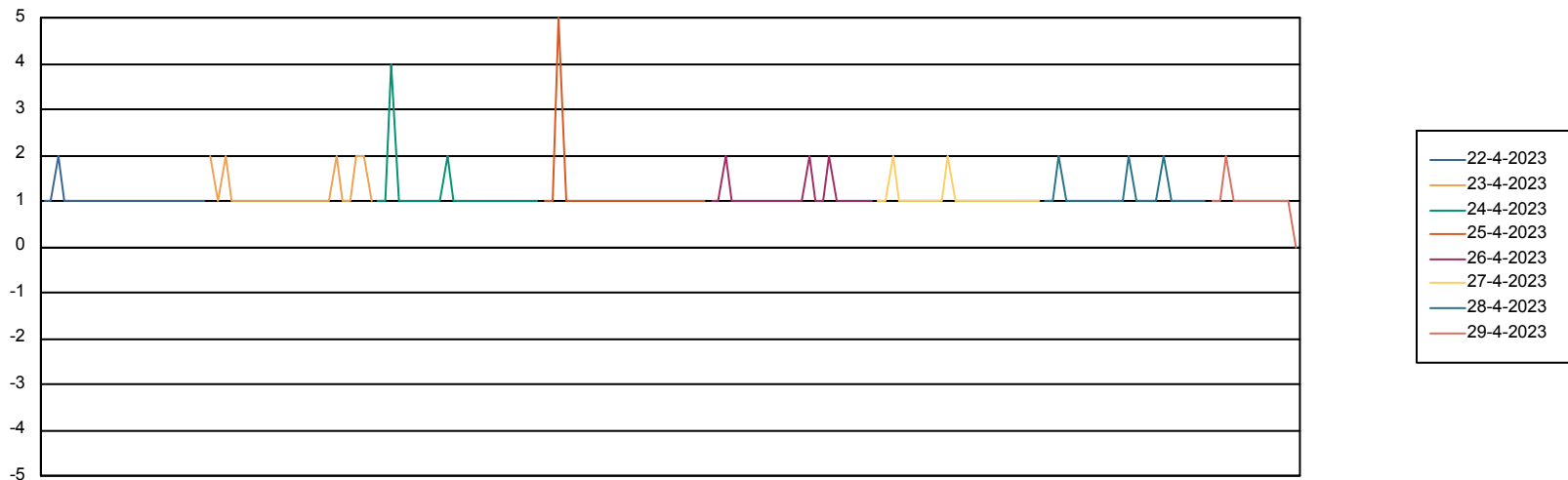
Customer ECL\_Production  
Database ID 156



Standby Database Health

ECL\_Production

## Recovery lag for last 7 days



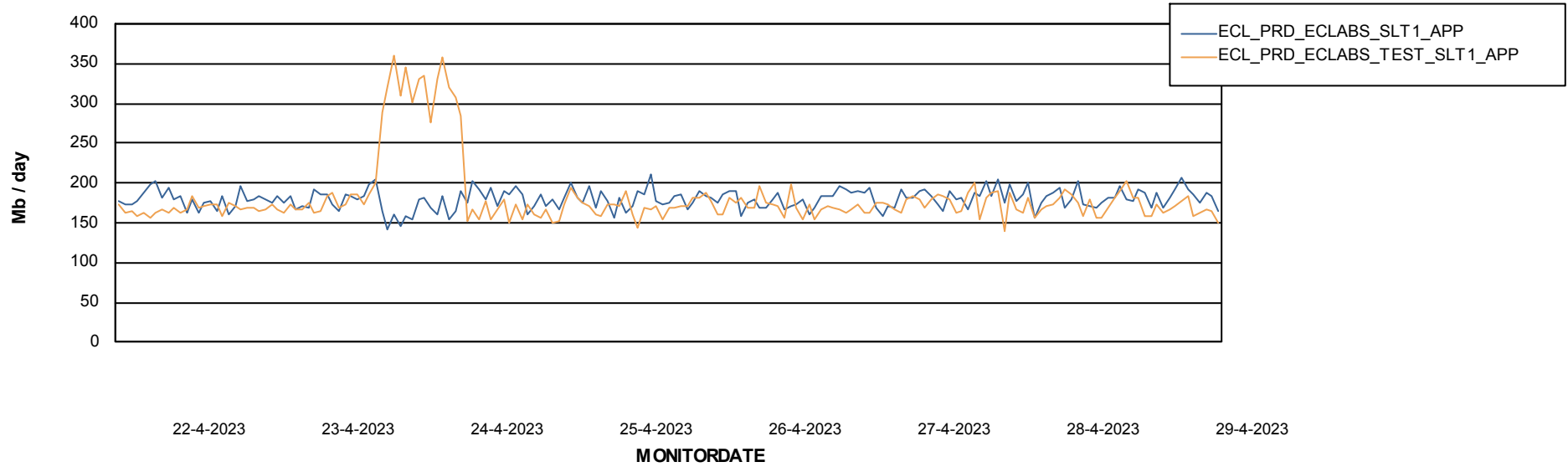
# Weekly SLA Customer Report

Customer ECL\_Production  
Database ID 156

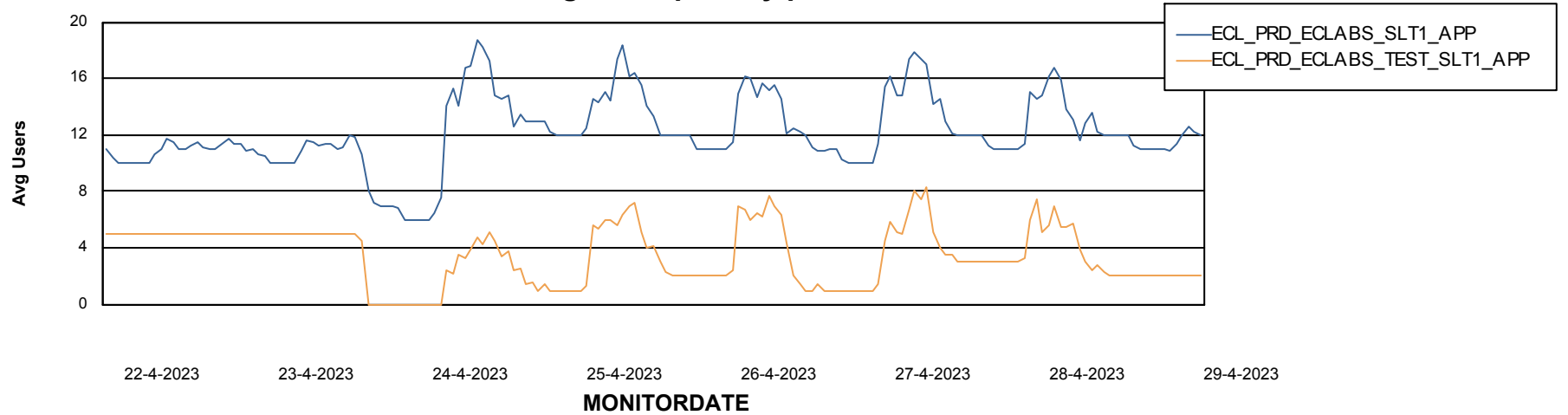


## ABSSolute Application Server Services

### Avg memory used per ABS Server Service



### Avg users per day per ABS server



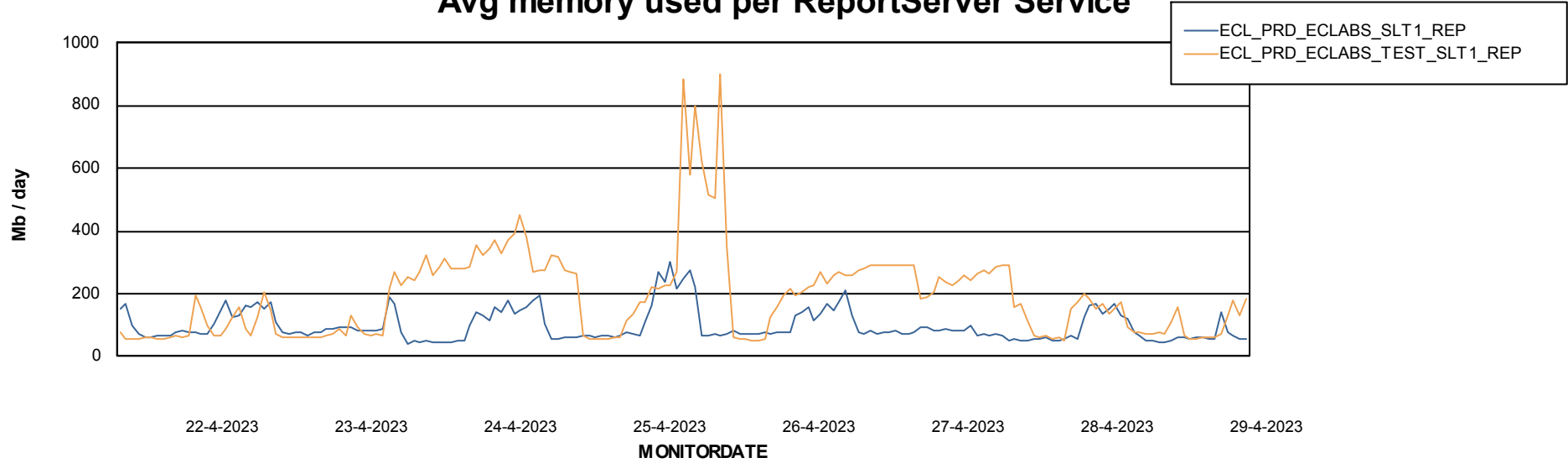
# Weekly SLA Customer Report

Customer ECL\_Production  
Database ID 156



## ABSSolute Application ReportServer Services

### Avg memory used per ReportServer Service



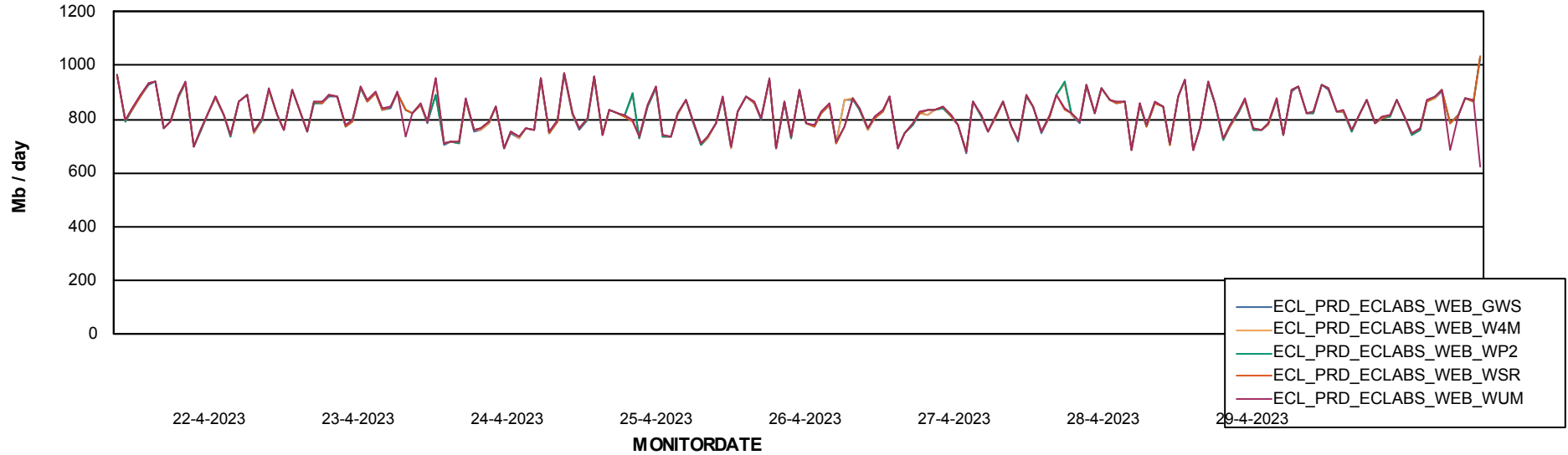
# Weekly SLA Customer Report

Customer ECL\_Production  
Database ID 156



## ABSSolute Web Component Services

### Avg memory used per ABS Web component



# Weekly SLA Customer Report

Customer ECL\_Production  
Database ID 156



## Disaster per ABS component

