

# Weekly SLA Customer Report

Customer DFD\_Production  
Database ID 39



## Harddisk Usage DFD\_PRD\_ABSAPP1

	Free disk space on C: (%)	Total disk space on C: (Gb)	Used disk space on C: (Gb)
29-4-2023	28	90	65
28-4-2023	28	90	65
27-4-2023	28	90	65
26-4-2023	28	90	65
25-4-2023	28	90	65
24-4-2023	28	90	65
23-4-2023	28	90	65

## Harddisk Usage DFD\_PRD\_ABSAPP2

	Free disk space on C: (%)	Total disk space on C: (Gb)	Used disk space on C: (Gb)
29-4-2023	40	100	60
28-4-2023	40	100	60
27-4-2023	40	100	60
26-4-2023	40	100	60
25-4-2023	40	100	60
24-4-2023	40	100	60
23-4-2023	40	100	60

# Weekly SLA Customer Report

Customer DFD\_Production  
Database ID 39



## Harddisk Usage DFD\_PRD\_ABSAPP3

	Free disk space on C: (%)	Total disk space on C: (Gb)	Used disk space on C: (Gb)
29-4-2023	41	100	59
28-4-2023	41	100	59
27-4-2023	41	100	59
26-4-2023	41	100	59
25-4-2023	41	100	59
24-4-2023	41	100	59
23-4-2023	41	100	59

## Harddisk Usage DFD\_PRD\_BI1

	Free disk space on C: (%)	Total disk space on C: (Gb)	Used disk space on C: (Gb)	Free disk space on E: (%)	Total disk space on E: (Gb)	Used disk space on E: (Gb)
29-4-2023	77	150	35	29	250	177
28-4-2023	77	150	35	31	250	173
27-4-2023	77	150	35	31	250	173
26-4-2023	77	150	35	31	250	173
25-4-2023	77	150	35	32	250	170
24-4-2023	77	150	35	33	250	167
23-4-2023	77	150	35	33	250	166

# Weekly SLA Customer Report

Customer DFD\_Production  
Database ID 39



Harddisk Usage DFD\_PRD\_ORACLE1

	Free disk space on C: (%)	Total disk space on C: (Gb)	Used disk space on C: (Gb)	Free disk space on D: (%)	Total disk space on D: (Gb)	Used disk space on D: (Gb)	Free disk space on E: (%)	Total disk space on E: (Gb)	Used disk space on E: (Gb)	Free disk space on F: (%)
29-4-2023	29	78	56	75	479	121	86	650	91	59
28-4-2023	29	78	56	75	479	121	86	650	88	59
27-4-2023	29	78	56	75	479	121	87	650	88	59
26-4-2023	29	78	56	75	479	121	87	650	88	59
25-4-2023	29	78	56	75	479	121	87	650	88	59
24-4-2023	29	78	56	75	479	121	87	650	87	59
23-4-2023	29	78	56	75	479	121	86	650	88	59

# Weekly SLA Customer Report

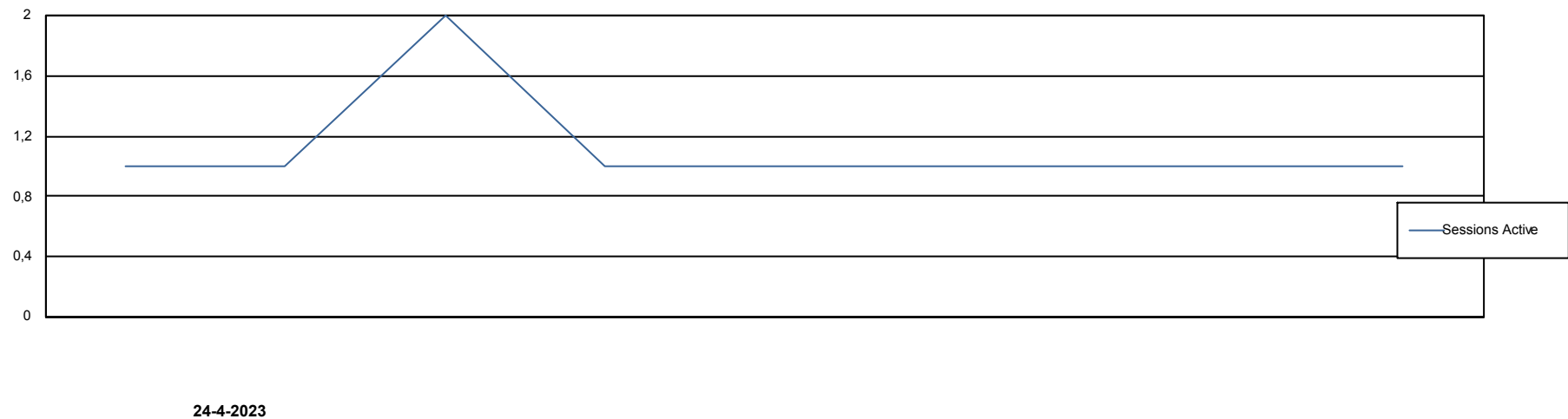
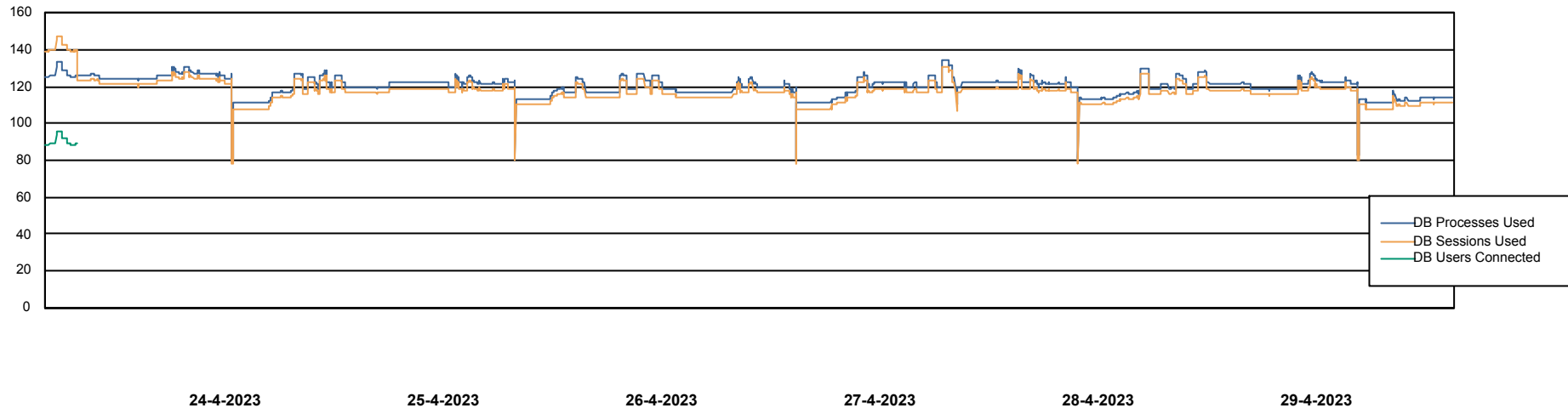
Customer DFD\_Production  
Database ID 39



## Database Performance DFDDDB\_Production

DB Processes Max 600

DB Processes Max 4




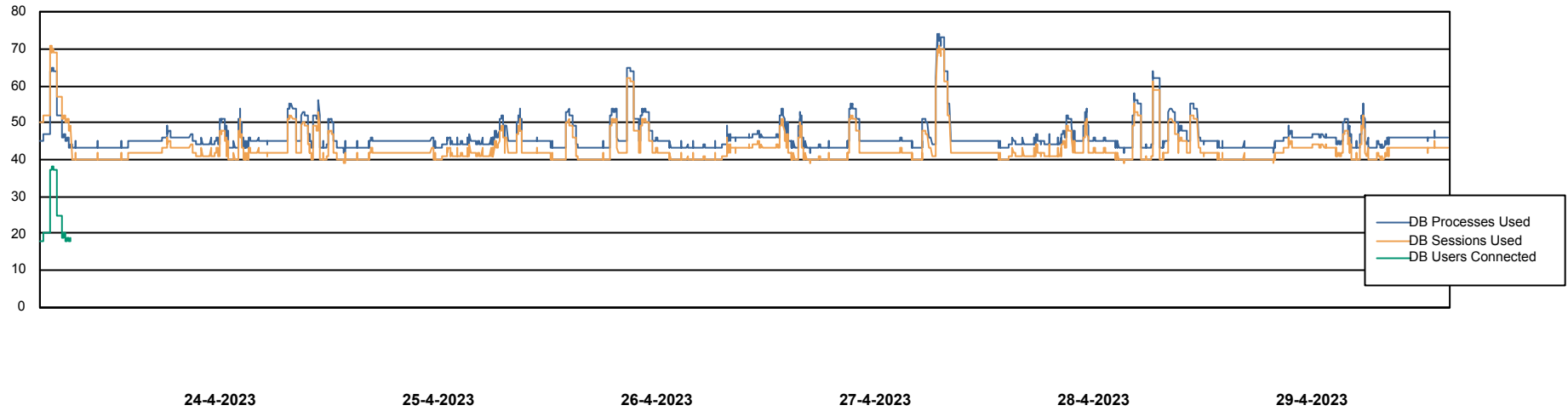
# Weekly SLA Customer Report

Customer DFD\_Production  
Database ID 39



Database Performance DFDDDBI\_Production

DB Processes Max 500



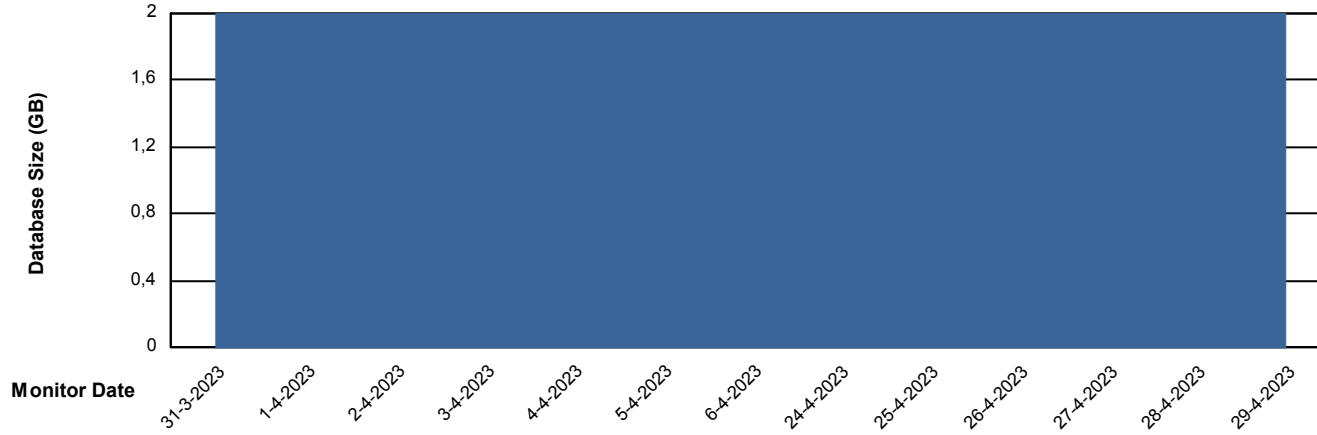
# Weekly SLA Customer Report

Customer DFD\_Production  
Database ID 39



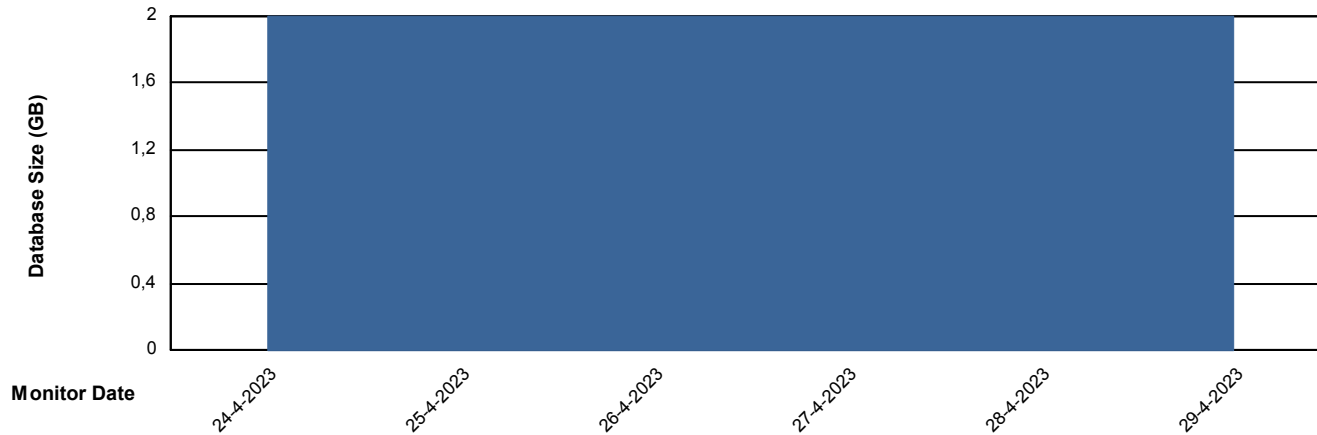
DATABASE SIZE DFDDDB\_Production

### Database growth over last month



DATABASE SIZE DFDDDBI\_Production

### Database growth over last month



# Weekly SLA Customer Report

Customer DFD\_Production  
 Database ID 39



Database Tablespace DFDDB\_Production

Date	Tablespace Name	Filesize (Gb)	Usedsize (Gb)	Percentage free
29-4-2023	ABSDATA	100	0	100
	INDX	199	0	100
28-4-2023	ABSDATA	100	0	100
	INDX	199	0	100
27-4-2023	ABSDATA	100	0	100
	INDX	199	0	100
26-4-2023	ABSDATA	100	0	100
	INDX	199	0	100
25-4-2023	ABSDATA	100	0	100
	INDX	199	0	100
24-4-2023	ABSDATA	100	0	100
	INDX	199	0	100

# Weekly SLA Customer Report

Customer DFD\_Production  
Database ID 39



Database	Tablespace	DFDDBBI_Production		
----------	------------	--------------------	--	--

Date	Tablespace Name	Filesize (Gb)	Usedsize (Gb)	Percentage free
29-4-2023	ABSDATA	53	0	100
	INDX	50	0	100
28-4-2023	ABSDATA	53	0	100
	INDX	50	0	100
27-4-2023	ABSDATA	53	0	100
	INDX	50	0	100
26-4-2023	ABSDATA	53	0	100
	INDX	50	0	100
25-4-2023	ABSDATA	53	0	100
	INDX	50	0	100
24-4-2023	ABSDATA	51	0	100
	INDX	47	0	100

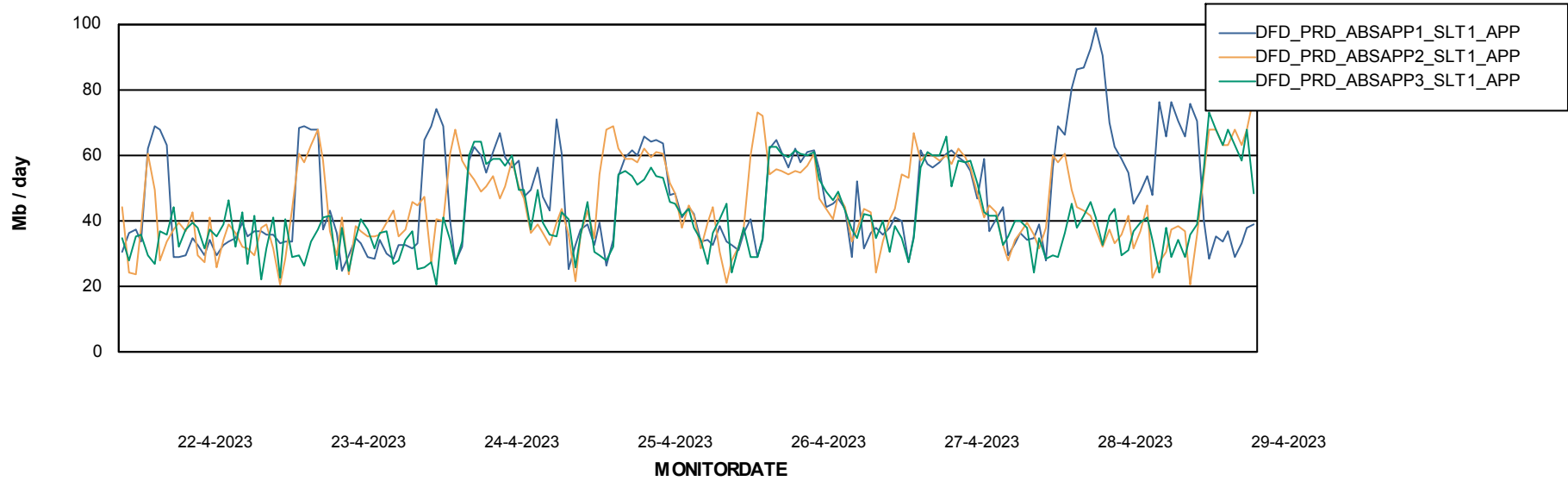
# Weekly SLA Customer Report

Customer DFD\_Production  
Database ID 39

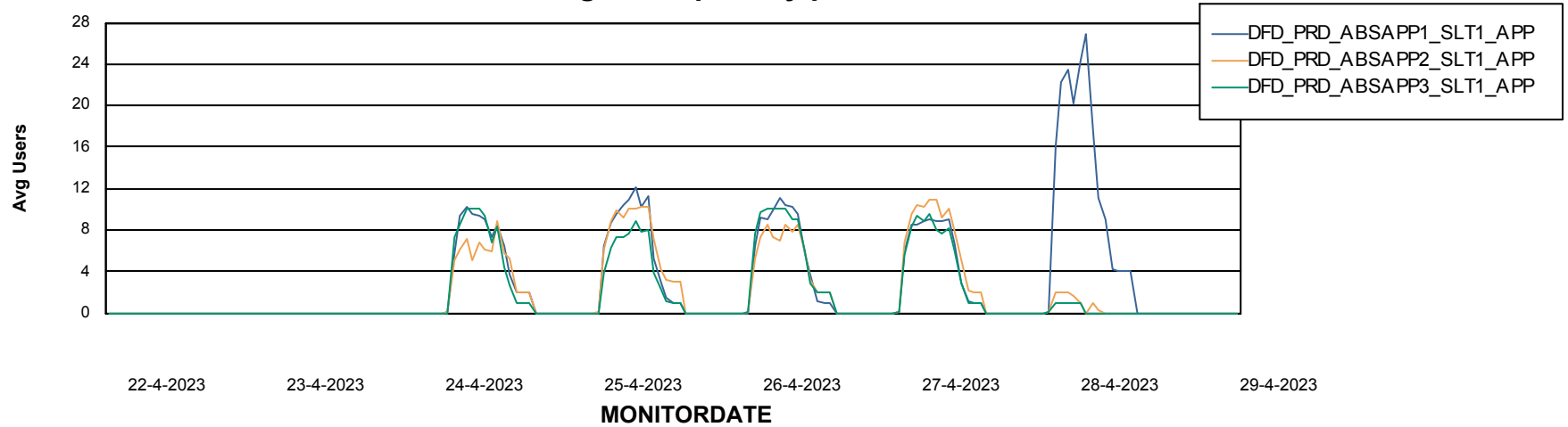


## ABSSolute Application Server Services

### Avg memory used per ABS Server Service



### Avg users per day per ABS server



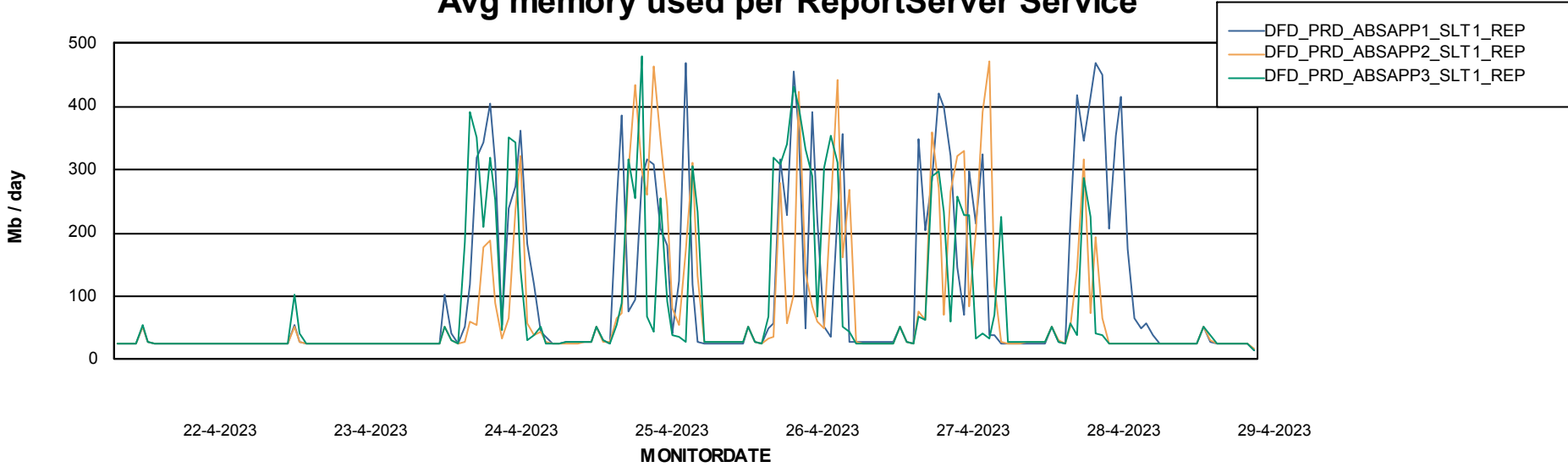
# Weekly SLA Customer Report

Customer DFD\_Production  
Database ID 39



## ABSSolute Application ReportServer Services

### Avg memory used per ReportServer Service



### Disaster per ABS component

