

# Weekly SLA Customer Report

Customer VEN\_Production  
Database ID 35



## Harddisk Usage VEN\_PRD\_VENABS06\_DB

	Free disk space on C: (%)	Total disk space on C: (Gb)	Used disk space on C: (Gb)	Free disk space on D: (%)	Total disk space on D: (Gb)	Used disk space on D: (Gb)	Free disk space on E: (%)	Total disk space on E: (Gb)	Used disk space on E: (Gb)
22-4-2023	56	102	45	21	601	476	48	400	209
21-4-2023	56	102	45	21	601	476	51	400	196
20-4-2023	56	102	45	21	601	476	51	400	195
19-4-2023	56	102	45	21	601	476	51	400	196
18-4-2023	56	102	45	21	601	476	51	400	196
17-4-2023	56	102	45	21	601	476	51	400	196
16-4-2023	56	102	45	21	601	476	51	400	197

## Harddisk Usage VEN\_PRD\_VENABS07\_SB-DB

	Free disk space on C: (%)	Total disk space on C: (Gb)	Used disk space on C: (Gb)	Free disk space on D: (%)	Total disk space on D: (Gb)	Used disk space on D: (Gb)	Free disk space on E: (%)	Total disk space on E: (Gb)	Used disk space on E: (Gb)
22-4-2023	41	102	60	27	1,000	729	86	400	55
21-4-2023	41	102	60	27	1,000	729	86	400	55
20-4-2023	42	102	60	27	1,000	729	86	400	54
19-4-2023	42	102	60	27	1,000	729	86	400	55
18-4-2023	42	102	60	27	1,000	729	86	400	55
17-4-2023	42	102	60	27	1,000	729	86	400	55
16-4-2023	42	102	60	27	1,000	729	86	400	56

# Weekly SLA Customer Report

Customer VEN\_Production  
 Database ID 35



Harddisk Usage VEN\_PRD\_VENABS08\_BI

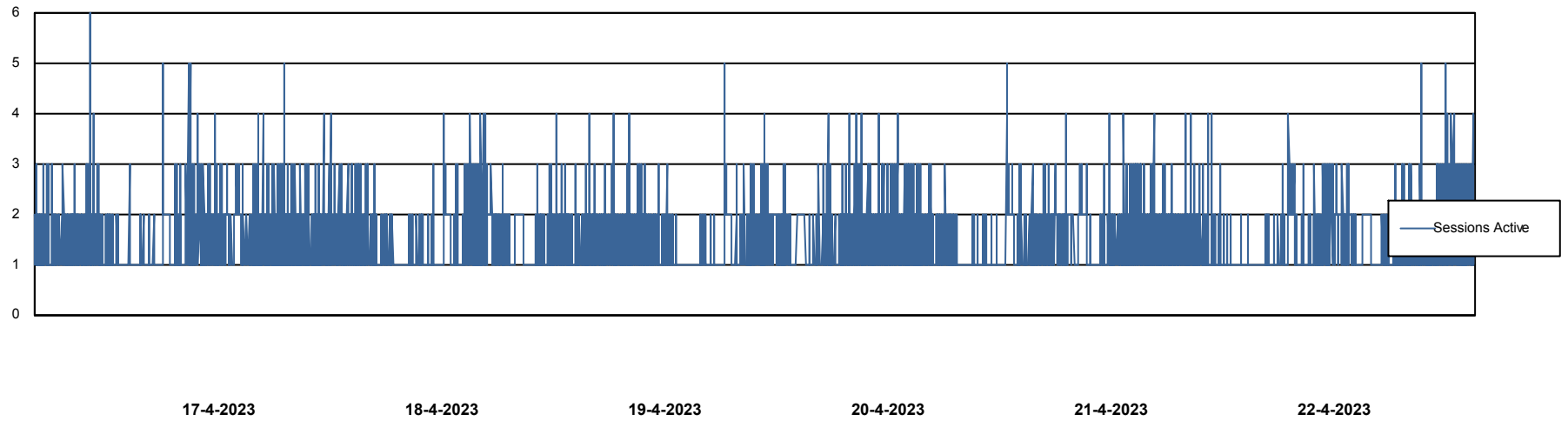
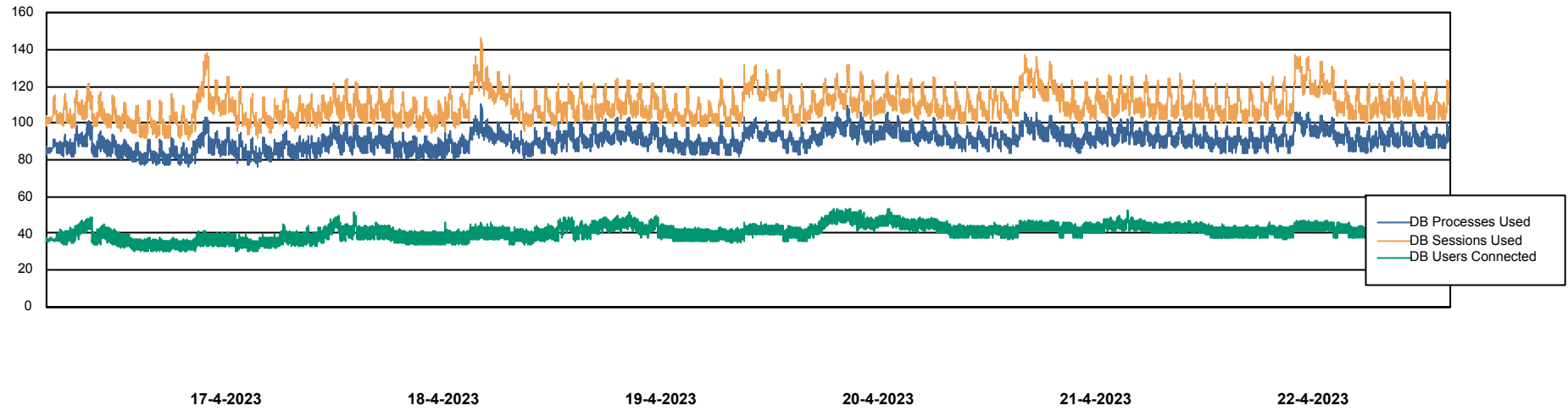
	Free disk space on C: (%)	Total disk space on C: (Gb)	Used disk space on C: (Gb)	Free disk space on D: (%)	Total disk space on D: (Gb)	Used disk space on D: (Gb)
22-4-2023	40	102	62	20	601	483
21-4-2023	40	102	62	20	601	482
20-4-2023	40	102	61	20	601	482
19-4-2023	40	102	61	20	601	482
18-4-2023	40	102	61	20	601	482
17-4-2023	40	102	61	20	601	482
16-4-2023	40	102	61	20	601	482

# Weekly SLA Customer Report

Customer VEN\_Production  
Database ID 35



## Database Performance VENDB\_Production



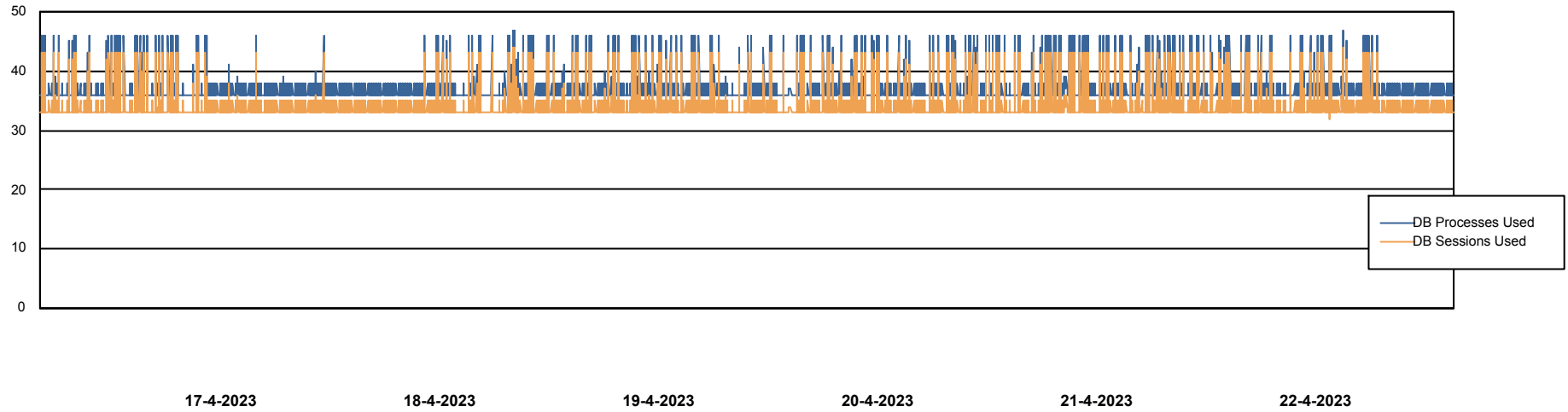
# Weekly SLA Customer Report

Customer VEN\_Production  
Database ID 35



Database Performance VENDB\_Standby

DB Processes Max 300



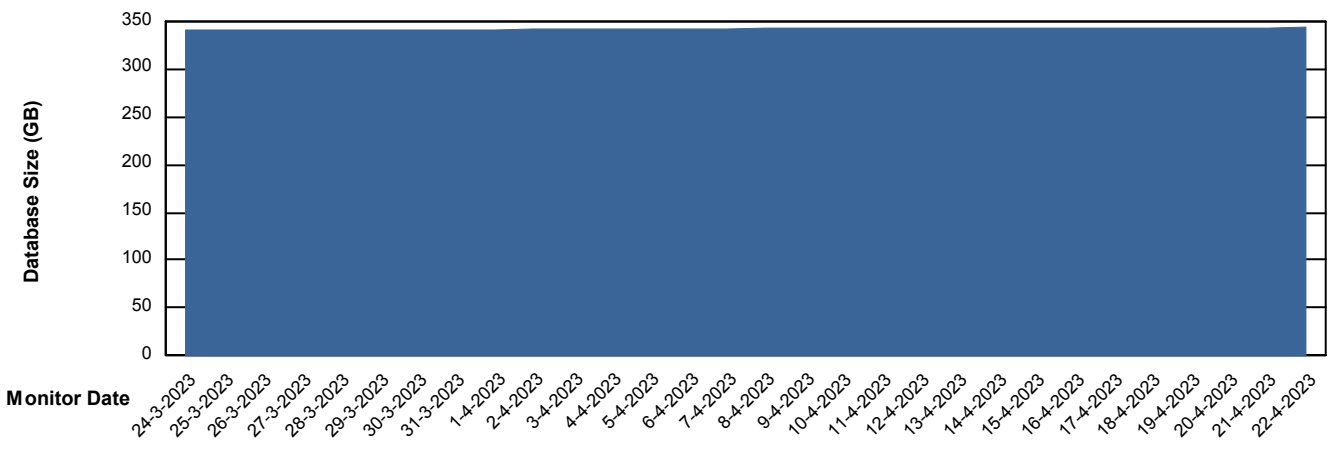
# Weekly SLA Customer Report

Customer VEN\_Production  
 Database ID 35



DATABASE SIZE VENDB\_Production

Database growth over last month



Database Tablespace VENDB\_Production

Date	Tablespace Name	Filesize (Gb)	Usedsize (Gb)	Percentage free
22-4-2023	ABSDATA	212	175	18
	INDX	193	159	18
21-4-2023	ABSDATA	212	175	18
	INDX	193	159	18
20-4-2023	ABSDATA	212	175	18
	INDX	193	159	18
19-4-2023	ABSDATA	212	175	18
	INDX	193	159	18
18-4-2023	ABSDATA	212	175	18
	INDX	193	159	18
17-4-2023	ABSDATA	212	175	18
	INDX	193	159	18
16-4-2023	ABSDATA	212	175	18
	INDX	193	159	18

# Weekly SLA Customer Report

Customer VEN\_Production  
Database ID 35



Standby Database Health VEN\_Production

### Recovery lag for last 7 days

