

Weekly SLA Customer Report

Customer KLA_Production
Database ID 65



Harddisk Usage KLA_PRD_KLAHQORA03

	Free disk space on C: (%)	Total disk space on C: (Gb)	Used disk space on C: (Gb)	Free disk space on D: (%)	Total disk space on D: (Gb)	Used disk space on D: (Gb)
22-4-2023	25	150	112	50	250	126
21-4-2023	26	150	111	50	250	125
20-4-2023	26	150	111	50	250	124
19-4-2023	26	150	111	51	250	124
18-4-2023	26	150	110	51	250	123
17-4-2023	26	150	110	51	250	123
16-4-2023	26	150	111	51	250	123

Harddisk Usage KLA_PRD_KLAHQWEB02

	Free disk space on C: (%)	Total disk space on C: (Gb)	Used disk space on C: (Gb)
22-4-2023	46	39	21
21-4-2023	46	39	21
20-4-2023	46	39	21
19-4-2023	46	39	21
18-4-2023	46	39	21
17-4-2023	46	39	21
16-4-2023	46	39	21

Weekly SLA Customer Report

Customer KLA_Production
Database ID 65



Harddisk Usage KLA_STB_KLAHQORA04

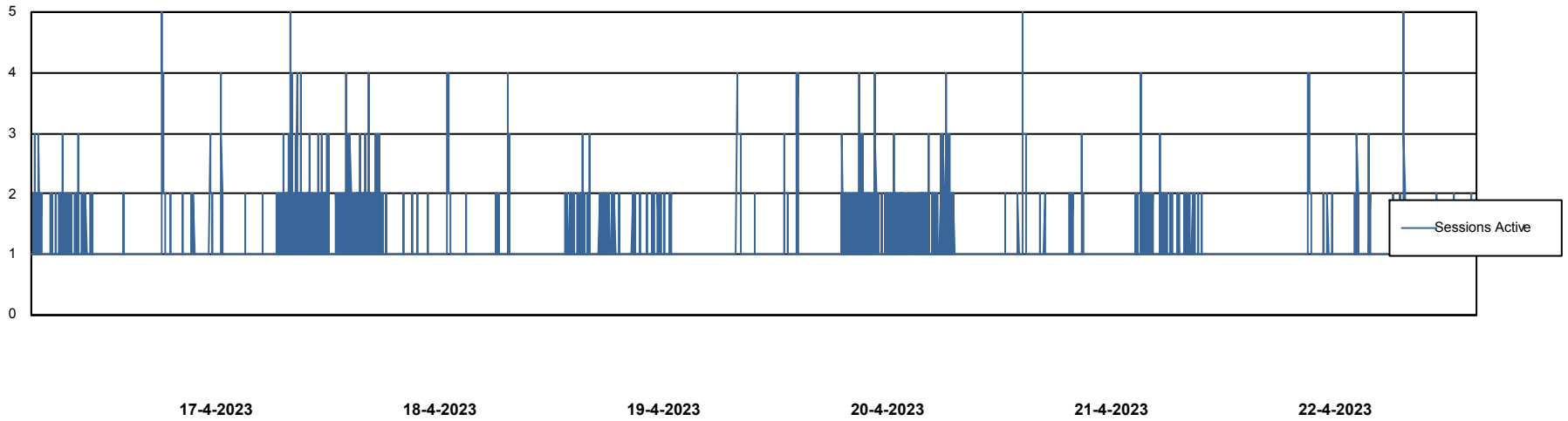
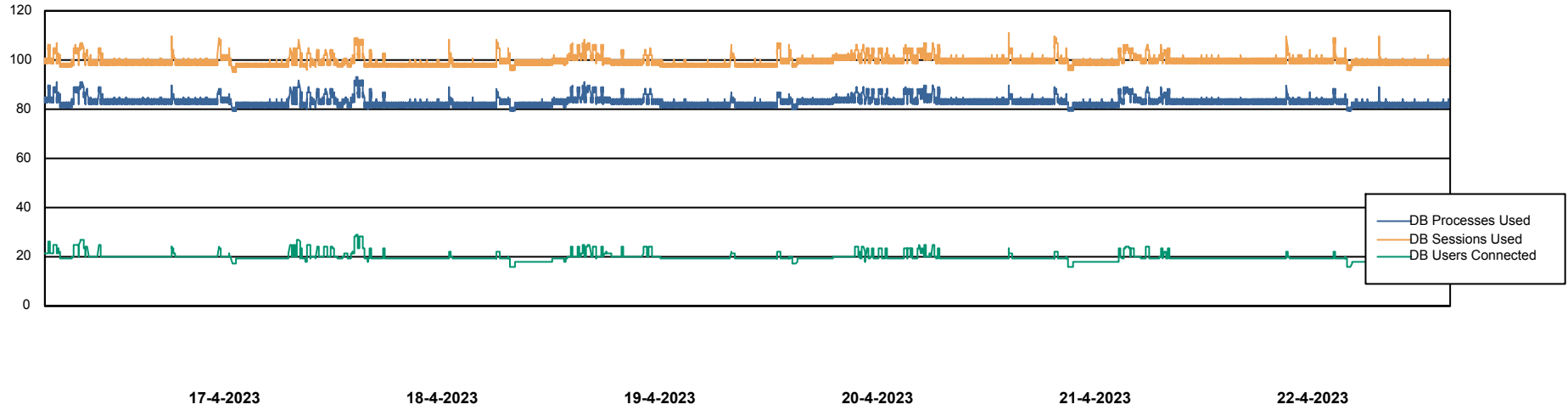
	Free disk space on C: (%)	Total disk space on C: (Gb)	Used disk space on C: (Gb)	Free disk space on D: (%)	Total disk space on D: (Gb)	Used disk space on D: (Gb)
22-4-2023	43	250	143	21	200	158
21-4-2023	43	250	143	21	200	158
20-4-2023	43	250	143	21	200	157
19-4-2023	43	250	142	22	200	156
18-4-2023	43	250	142	22	200	156
17-4-2023	43	250	142	22	200	156
16-4-2023	43	250	142	22	200	156

Weekly SLA Customer Report

Customer KLA_Production
Database ID 65



Database Performance KLA_PRD_KLAHQORA03_DB



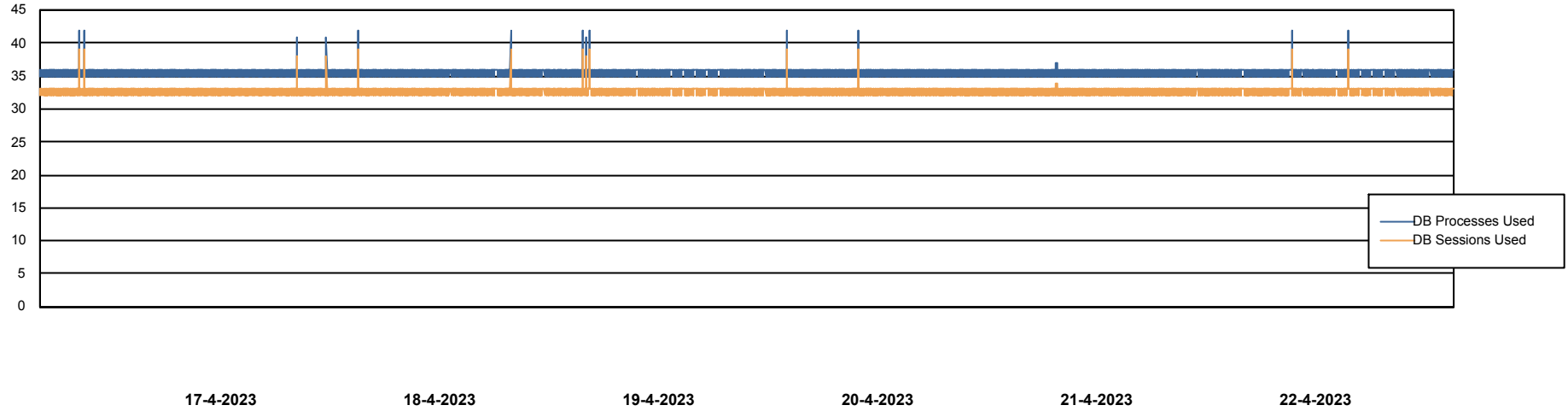
Weekly SLA Customer Report

Customer KLA_Production
Database ID 65



Database Performance KLA_STB_KLAHQORA04_DB

DB Processes Max 1,000

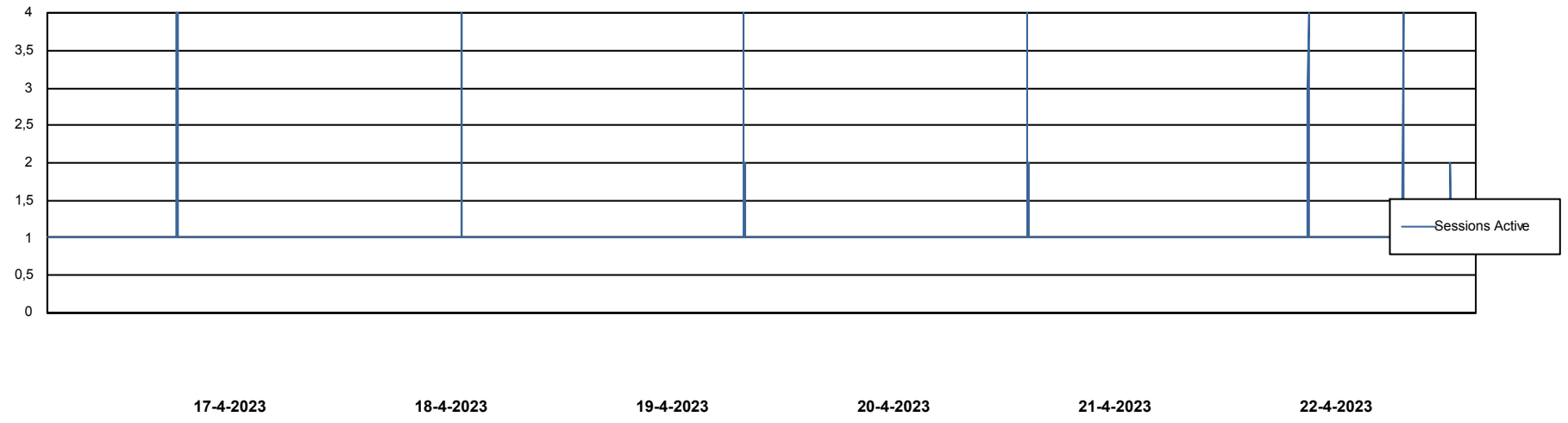
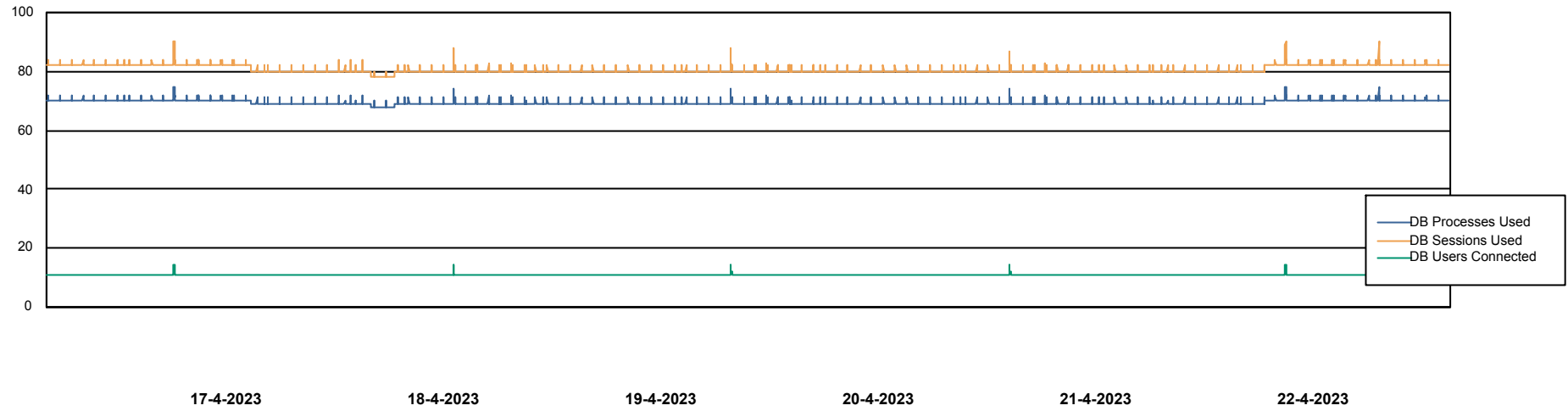


Weekly SLA Customer Report

Customer KLA_Production
Database ID 65



Database Performance KLA_TST_KLAHQORA04_DB



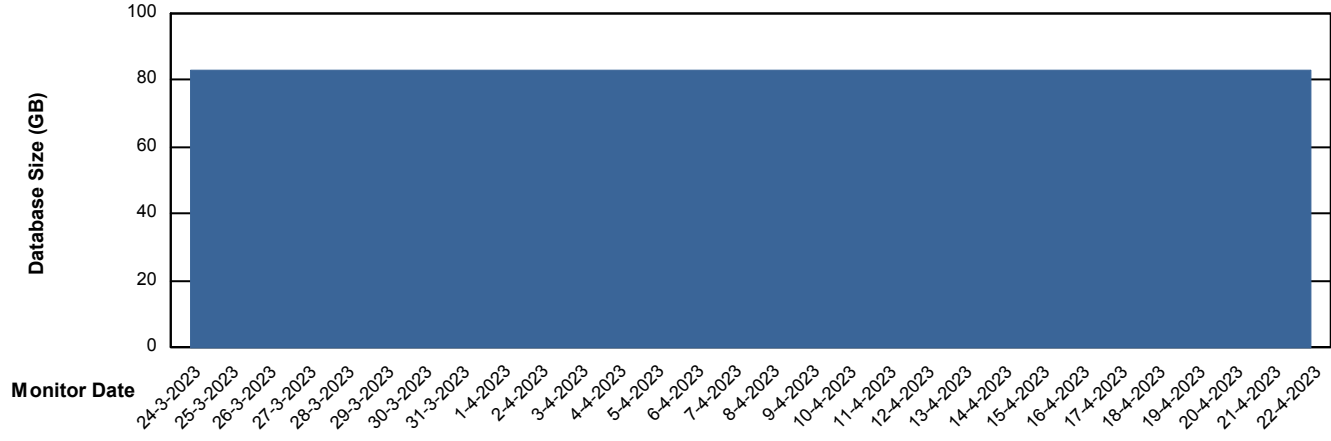
Weekly SLA Customer Report

Customer KLA_Production
Database ID 65



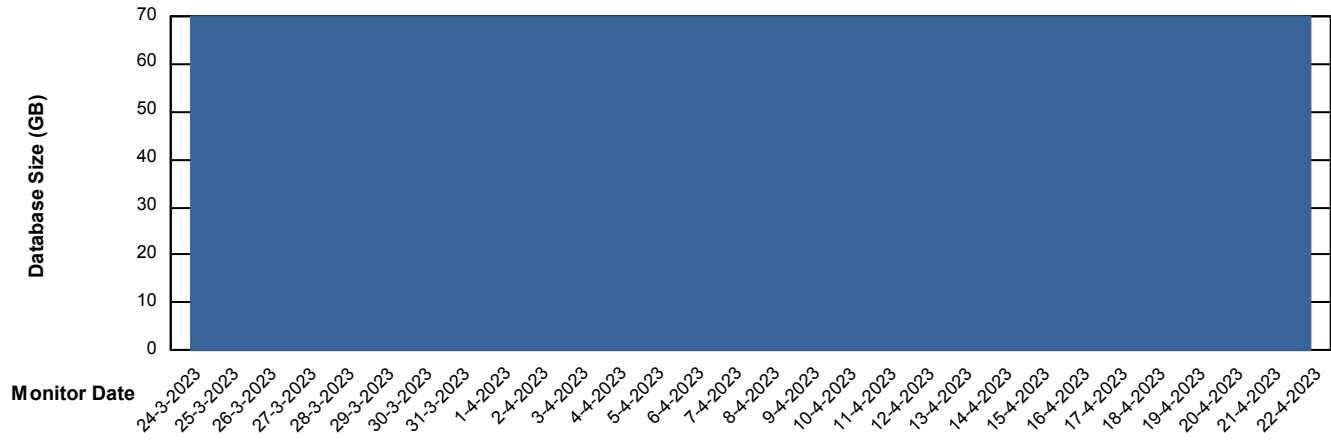
DATABASE SIZE KLA_PRD_KLAHQORA03_DB

Database growth over last month



DATABASE SIZE KLA_TST_KLAHQORA04_DB

Database growth over last month



Weekly SLA Customer Report

Customer KLA_Production
Database ID 65



Database Tablespace KLA_PRD_KLAHQORA03_DB

Date	Tablespace Name	Filesize (Gb)	Usedsize (Gb)	Percentage free
22-4-2023	ABSDATA	52	44	16
	INDX	44	37	17
21-4-2023	ABSDATA	52	44	16
	INDX	44	37	17
20-4-2023	ABSDATA	52	44	16
	INDX	44	37	17
19-4-2023	ABSDATA	52	44	16
	INDX	44	37	17
18-4-2023	ABSDATA	52	44	16
	INDX	44	37	17
17-4-2023	ABSDATA	52	44	16
	INDX	44	37	17
16-4-2023	ABSDATA	52	44	16
	INDX	44	37	17

Weekly SLA Customer Report

Customer KLA_Production
 Database ID 65

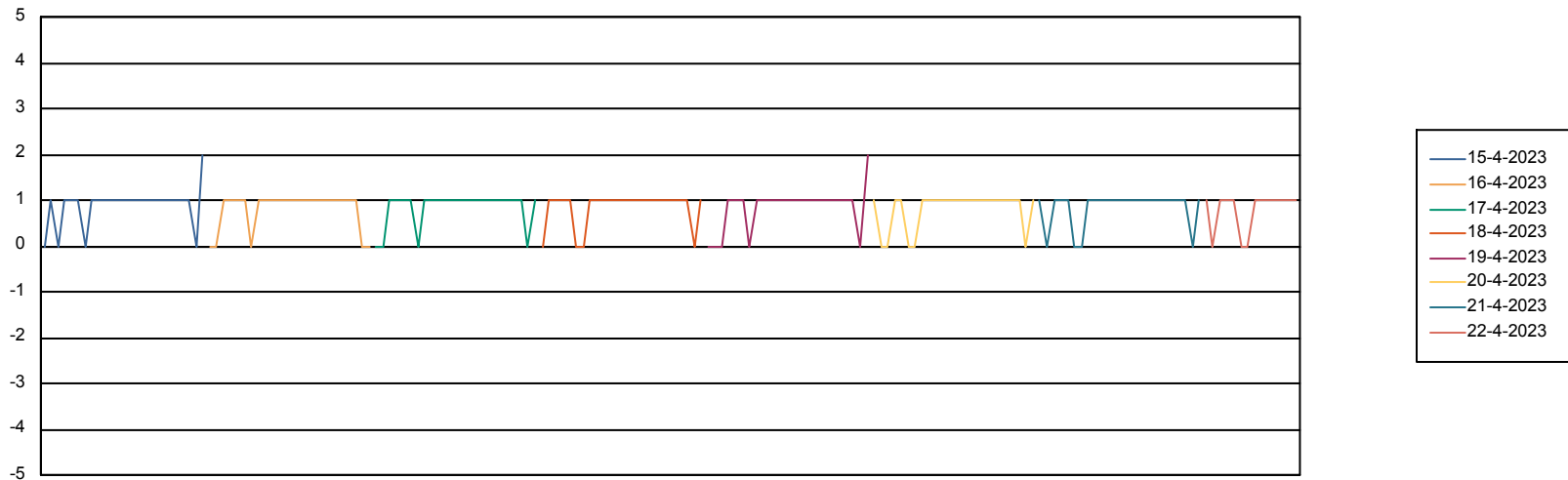


Database Tablespace KLA_TST_KLAHQORA04_DB

Date	Tablespace Name	Filesize (Gb)	Usedsize (Gb)	Percentage free
22-4-2023	ABSDATA	44	31	28
	INDX	37	25	34
21-4-2023	ABSDATA	44	31	28
	INDX	37	25	34
20-4-2023	ABSDATA	44	31	28
	INDX	37	25	34
19-4-2023	ABSDATA	44	31	28
	INDX	37	25	34
18-4-2023	ABSDATA	44	31	28
	INDX	37	25	34
17-4-2023	ABSDATA	44	31	28
	INDX	37	25	34
16-4-2023	ABSDATA	44	31	28
	INDX	37	25	34

Standby Database Health KLA_Production

Recovery lag for last 7 days



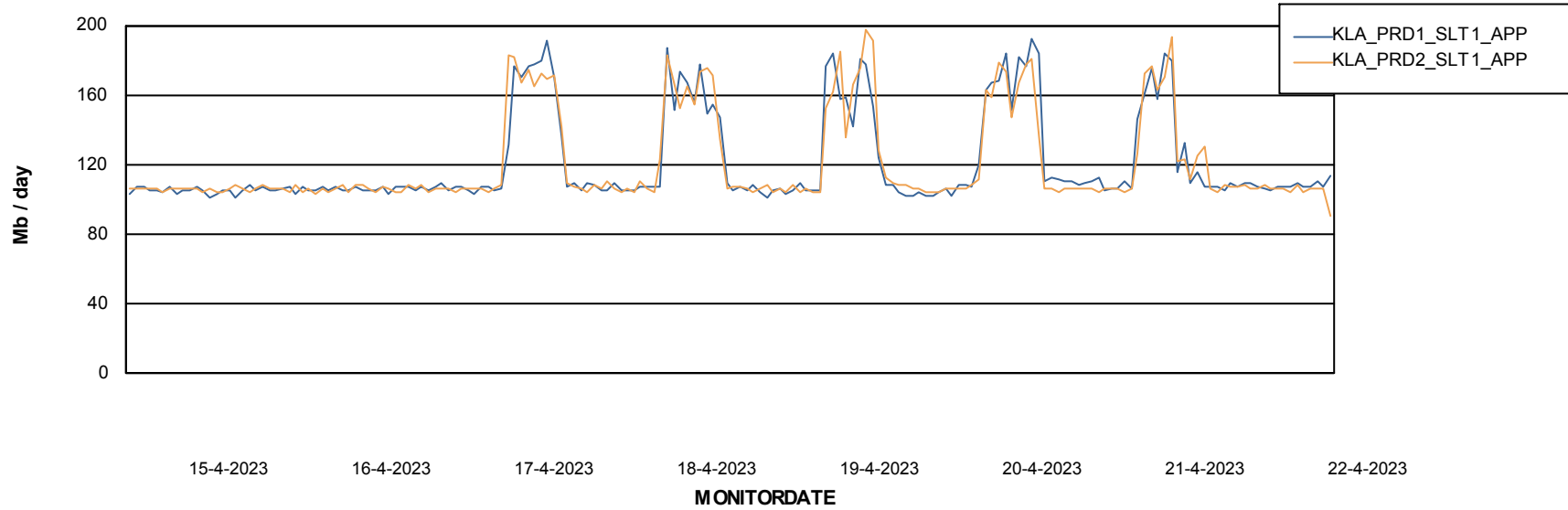
Weekly SLA Customer Report

Customer KLA_Production
Database ID 65

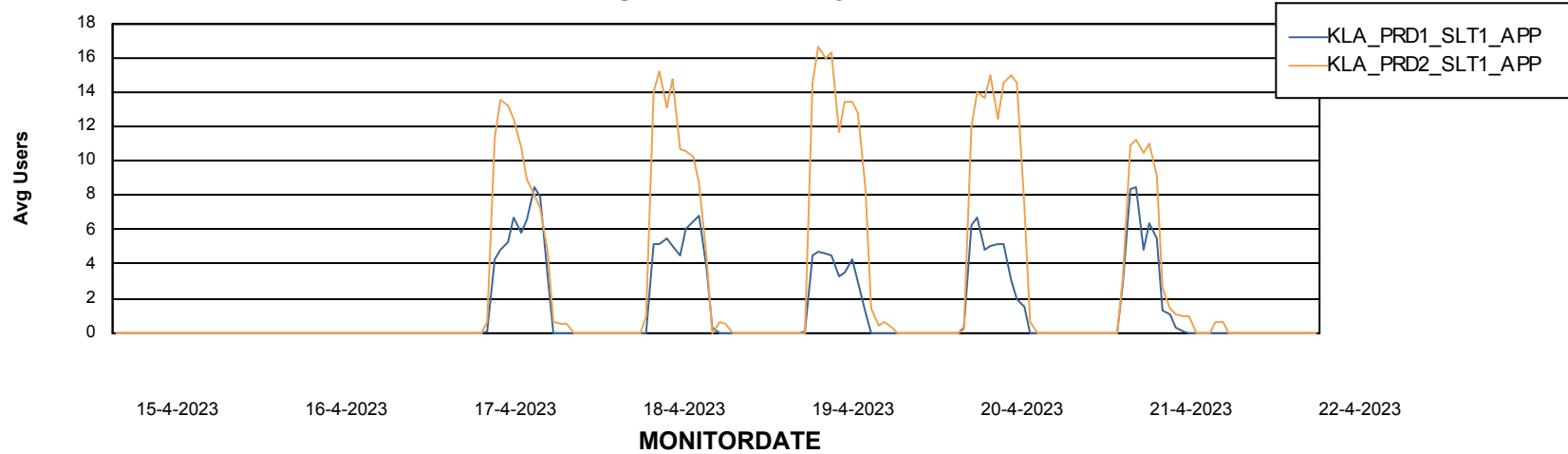


ABSSolute Application Server Services

Avg memory used per ABS Server Service



Avg users per day per ABS server



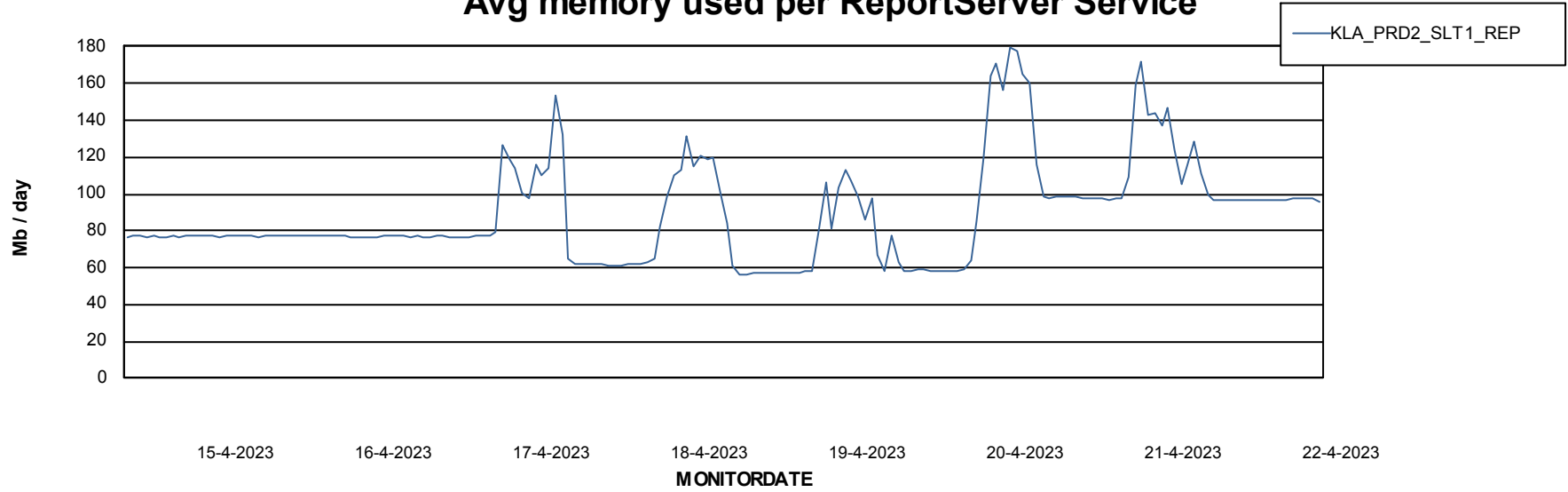
Weekly SLA Customer Report

Customer KLA_Production
Database ID 65



ABSSolute Application ReportServer Services

Avg memory used per ReportServer Service



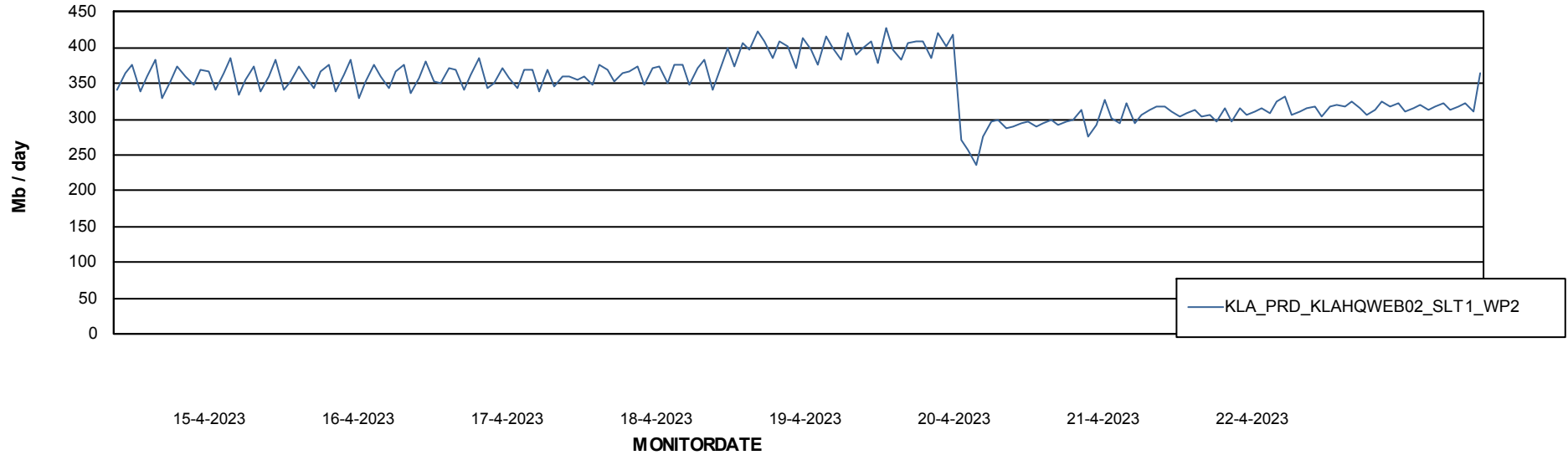
Weekly SLA Customer Report

Customer KLA_Production
Database ID 65



ABSSolute Web Component Services

Avg memory used per ABS Web component



Weekly SLA Customer Report

Customer KLA_Production
Database ID 65



Disaster per ABS component

