

# Weekly SLA Customer Report

Customer BNL\_Production  
Database ID 83



## Harddisk Usage BNL\_EMCC

	Free disk space on C: (%)	Total disk space on C: (Gb)	Used disk space on C: (Gb)	Free disk space on D: (%)	Total disk space on D: (Gb)	Used disk space on D: (Gb)	Free disk space on E: (%)	Total disk space on E: (Gb)	Used disk space on E: (Gb)	Free disk space on Z: (%)
15-4-2023	44	127	71	72	128	36	86	128	18	89
14-4-2023	46	127	68	72	128	36	86	128	18	90
13-4-2023	50	127	64	72	128	36	86	128	18	90
12-4-2023	47	127	68	72	128	36	86	128	18	91
11-4-2023	47	127	68	72	128	36	86	128	18	91
10-4-2023	47	127	67	72	128	36	86	128	18	91
9-4-2023	46	127	68	72	128	36	86	128	18	90

## Harddisk Usage BNL\_PRD\_BSNLP-VM-ABSD02

	Free disk space on C: (%)	Total disk space on C: (Gb)	Used disk space on C: (Gb)	Free disk space on D: (%)	Total disk space on D: (Gb)	Used disk space on D: (Gb)	Free disk space on E: (%)	Total disk space on E: (Gb)	Used disk space on E: (Gb)	Free disk space on F: (%)
15-4-2023	45	127	70	65	1,512	534	86	500	72	80
14-4-2023	45	127	70	68	1,512	484	88	500	60	80
13-4-2023	46	127	69	71	1,512	441	89	500	56	80
12-4-2023	48	127	66	71	1,512	439	86	500	70	80
11-4-2023	45	127	70	70	1,512	448	87	500	65	80
10-4-2023	46	127	69	67	1,512	493	84	500	79	80
9-4-2023	45	127	70	67	1,512	493	85	500	74	80

# Weekly SLA Customer Report

Customer BNL\_Production  
Database ID 83



## Harddisk Usage BNL\_PRD\_BSNLP-VM-ABSD03

	Free disk space on C: (%)	Total disk space on C: (Gb)	Used disk space on C: (Gb)	Free disk space on D: (%)	Total disk space on D: (Gb)	Used disk space on D: (Gb)	Free disk space on E: (%)	Total disk space on E: (Gb)	Used disk space on E: (Gb)	Free disk space on F: (%)
15-4-2023	43	127	72	84	1,512	246	75	500	123	80
14-4-2023	43	127	72	86	1,512	213	75	500	124	80
13-4-2023	43	127	72	86	1,512	213	75	500	126	80
12-4-2023	48	127	66	86	1,512	213	74	500	128	80
11-4-2023	43	127	72	86	1,512	214	74	500	129	80
10-4-2023	43	127	72	86	1,512	215	73	500	133	80
9-4-2023	43	127	72	86	1,512	215	74	500	132	80

## Harddisk Usage BNL\_PRD\_bsnlp-vm-absw01

	Free disk space on C: (%)	Total disk space on C: (Gb)	Used disk space on C: (Gb)	Free disk space on D: (%)	Total disk space on D: (Gb)	Used disk space on D: (Gb)	Free disk space on E: (%)	Total disk space on E: (Gb)	Used disk space on E: (Gb)
15-4-2023	76	127	30	96	128	5	91	16	1
14-4-2023	76	127	30	96	128	5	91	16	1
13-4-2023	76	127	30	96	128	5	91	16	1
12-4-2023	76	127	30	96	128	5	91	16	1
11-4-2023	76	127	30	96	128	5	91	16	1
10-4-2023	76	127	30	96	128	5	91	16	1
9-4-2023	76	127	30	96	128	5	91	16	1

# Weekly SLA Customer Report

Customer BNL\_Production  
 Database ID 83



Harddisk Usage BNL\_PRD\_vm-absa01

	Free disk space on C: (%)	Total disk space on C: (Gb)	Used disk space on C: (Gb)	Free disk space on D: (%)	Total disk space on D: (Gb)	Used disk space on D: (Gb)	Free disk space on E: (%)	Total disk space on E: (Gb)	Used disk space on E: (Gb)
15-4-2023	73	127	35	80	127	25	92	64	5
14-4-2023	73	127	35	80	127	25	92	64	5
13-4-2023	73	127	35	80	127	25	92	64	5
12-4-2023	73	127	35	80	127	25	92	64	5
11-4-2023	73	127	35	80	127	25	92	64	5
10-4-2023	73	127	35	80	127	25	92	64	5
9-4-2023	73	127	35	80	127	25	92	64	5

Harddisk Usage BNL\_PRD\_vm-absa02

	Free disk space on C: (%)	Total disk space on C: (Gb)	Used disk space on C: (Gb)	Free disk space on D: (%)	Total disk space on D: (Gb)	Used disk space on D: (Gb)	Free disk space on E: (%)	Total disk space on E: (Gb)	Used disk space on E: (Gb)
15-4-2023	70	127	38	69	127	39	92	64	5
14-4-2023	70	127	38	69	127	39	92	64	5
13-4-2023	70	127	38	69	127	39	92	64	5
12-4-2023	70	127	38	69	127	39	92	64	5
11-4-2023	70	127	38	69	127	39	92	64	5
10-4-2023	70	127	38	69	127	39	92	64	5
9-4-2023	70	127	38	69	127	39	92	64	5

# Weekly SLA Customer Report

Customer BNL\_Production  
 Database ID 83



Harddisk Usage BNL\_PRD\_vm-absa03

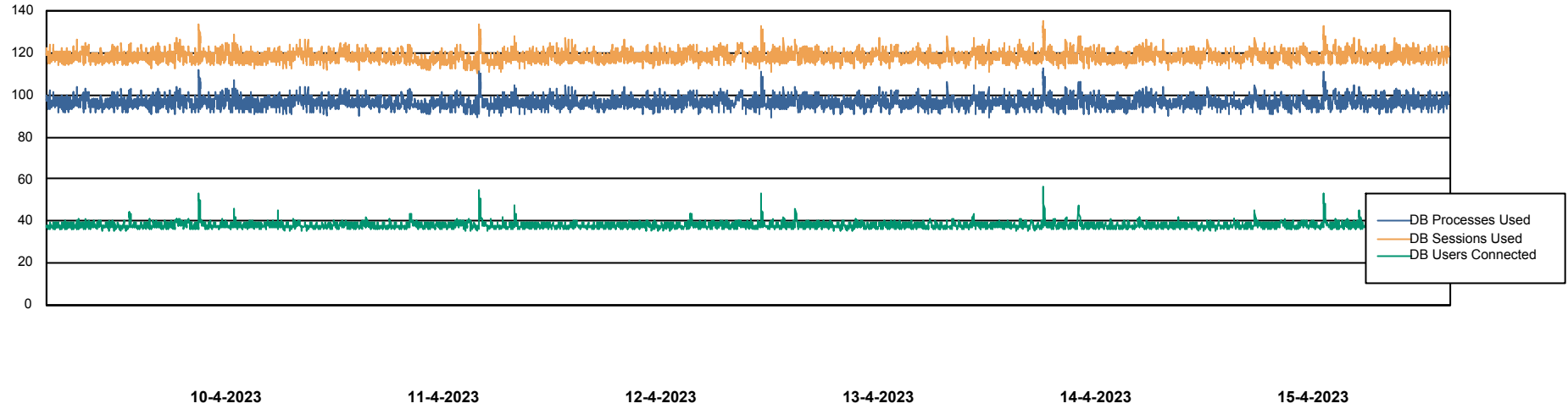
	Free disk space on C: (%)	Total disk space on C: (Gb)	Used disk space on C: (Gb)	Free disk space on D: (%)	Total disk space on D: (Gb)	Used disk space on D: (Gb)	Free disk space on E: (%)	Total disk space on E: (Gb)	Used disk space on E: (Gb)
15-4-2023	65	127	44	33	127	85	92	64	5
14-4-2023	65	127	44	33	127	85	92	64	5
13-4-2023	65	127	44	33	127	85	92	64	5
12-4-2023	65	127	44	33	127	85	92	64	5
11-4-2023	65	127	44	33	127	85	92	64	5
10-4-2023	65	127	44	33	127	84	92	64	5
9-4-2023	65	127	44	34	127	84	92	64	5

# Weekly SLA Customer Report

Customer BNL\_Production  
Database ID 83



## Database Performance BNL\_EMCC

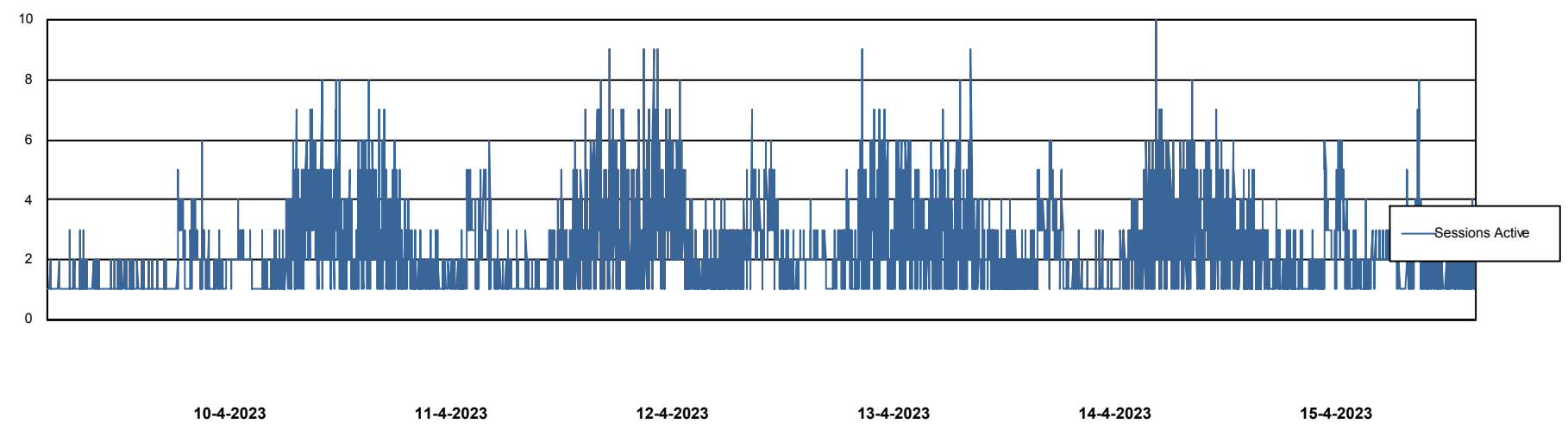
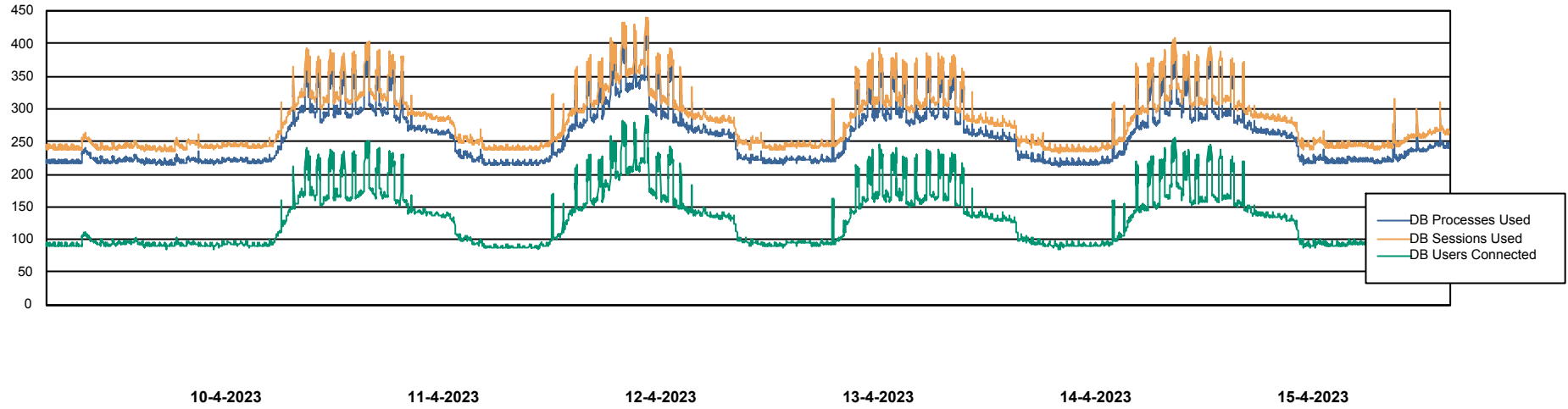


# Weekly SLA Customer Report

Customer BNL\_Production  
Database ID 83



## Database Performance BNLDB\_Production\_New

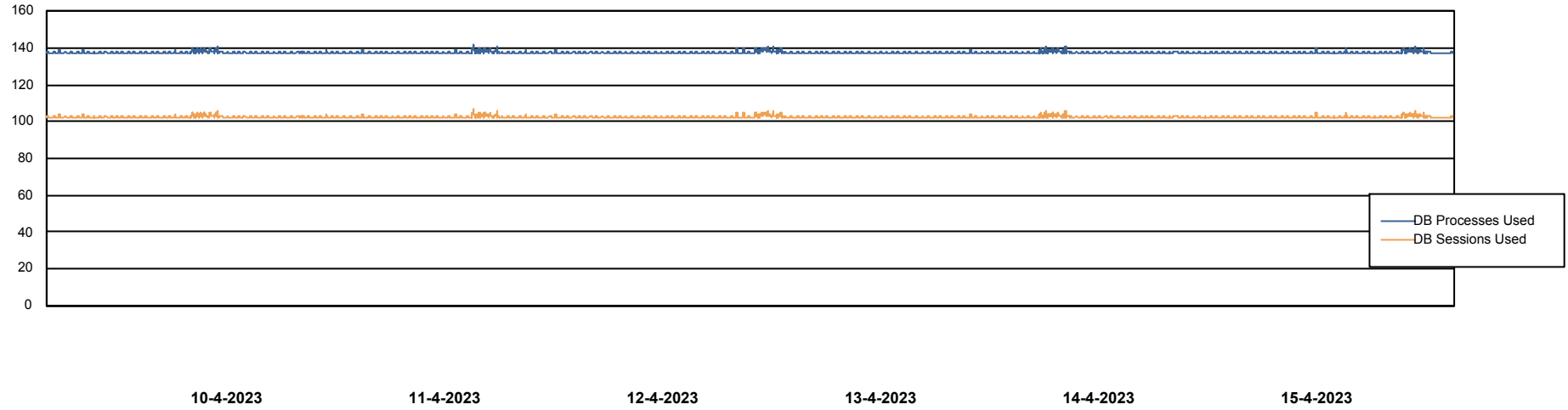


# Weekly SLA Customer Report

Customer BNL\_Production  
Database ID 83



## Database Performance BNLDB\_Standby



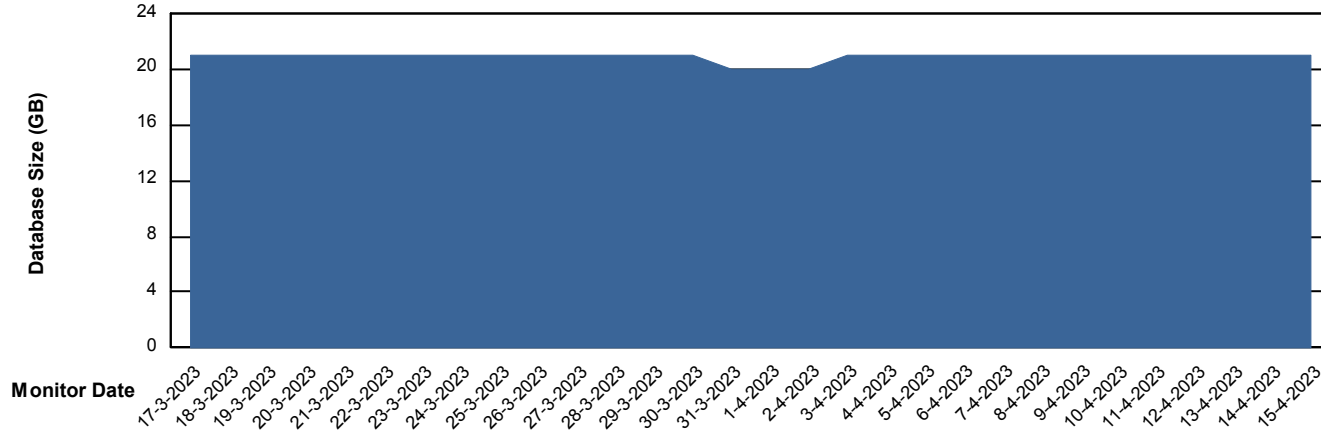
# Weekly SLA Customer Report

Customer BNL\_Production  
Database ID 83



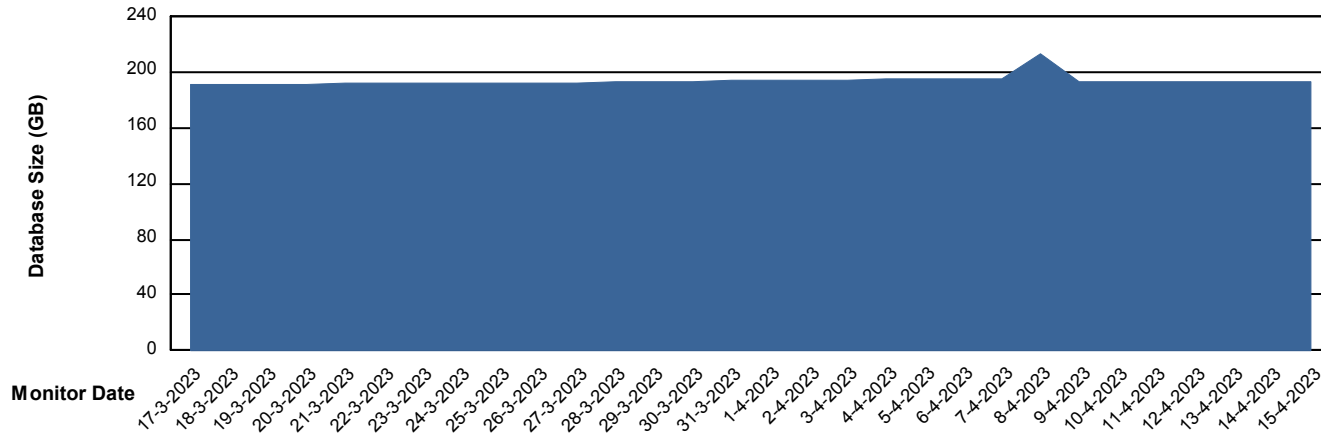
DATABASE SIZE BNL\_EMCC

### Database growth over last month



DATABASE SIZE BNLDB\_Production\_New

### Database growth over last month



# Weekly SLA Customer Report

Customer BNL\_Production  
 Database ID 83

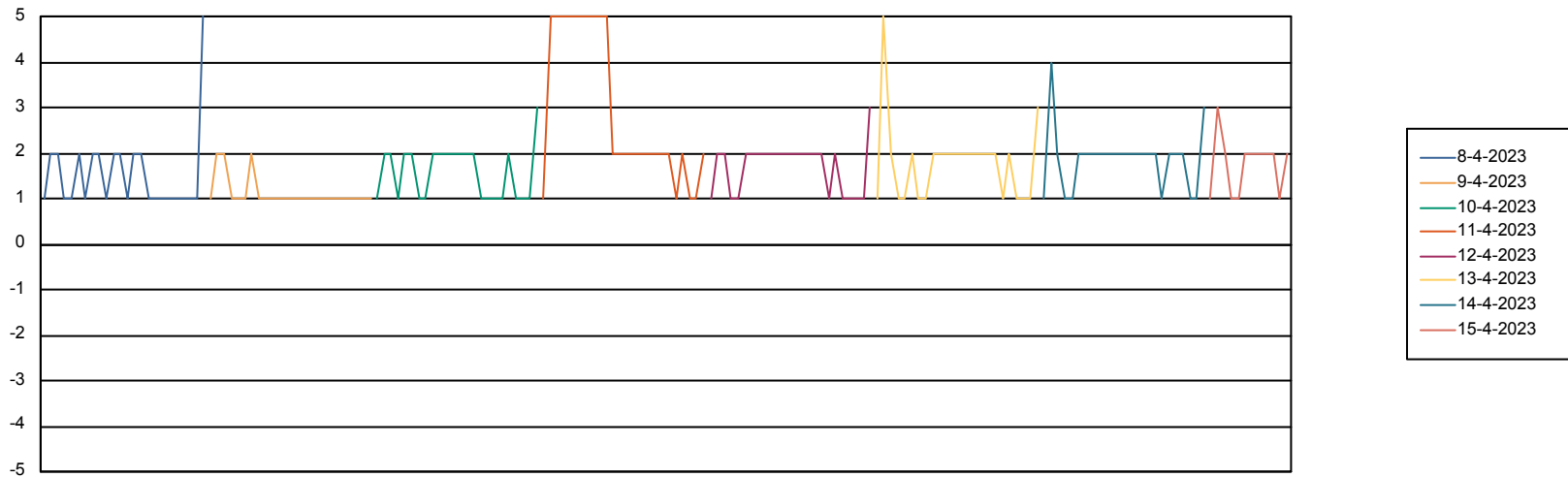


Database Tablespace BNLDB\_Production\_New

Date	Tablespace Name	Filesize (Gb)	Usedsize (Gb)	Percentage free
15-4-2023	ABSDATA	105	63	40
	INDX	200	121	39
14-4-2023	ABSDATA	105	63	40
	INDX	200	121	39
13-4-2023	ABSDATA	105	63	40
	INDX	200	121	39
12-4-2023	ABSDATA	105	63	40
	INDX	200	121	39
11-4-2023	ABSDATA	105	63	41
	INDX	200	121	39
10-4-2023	ABSDATA	105	63	41
	INDX	200	121	39
9-4-2023	ABSDATA	105	63	41
	INDX	200	121	39

Standby Database Health BNL\_Production

Recovery lag for last 7 days



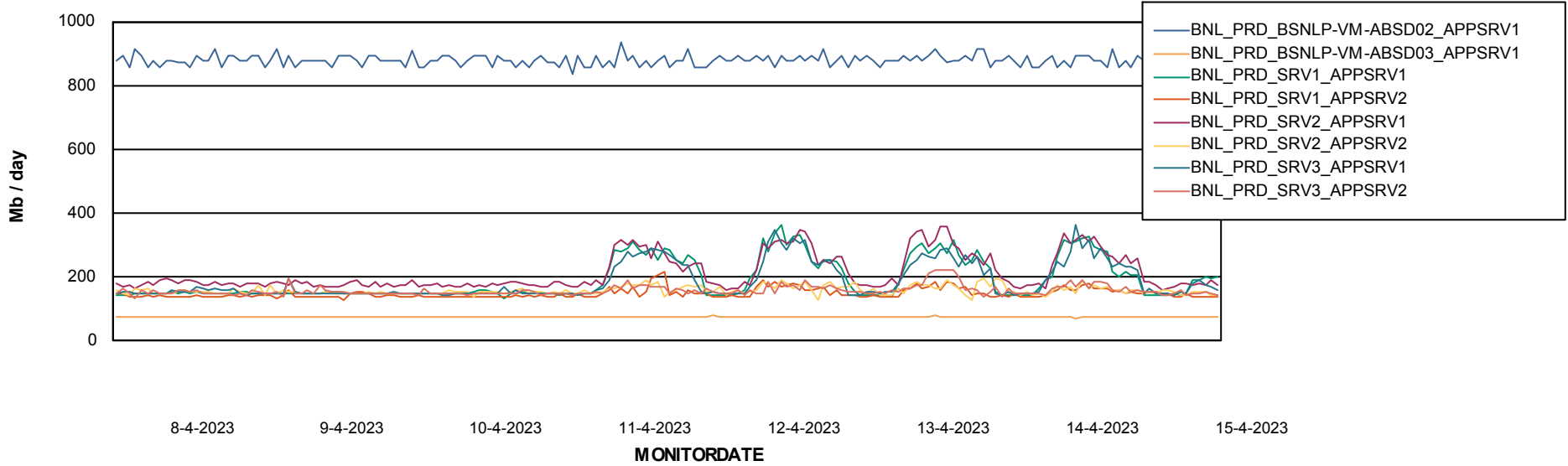
# Weekly SLA Customer Report

Customer BNL\_Production  
Database ID 83

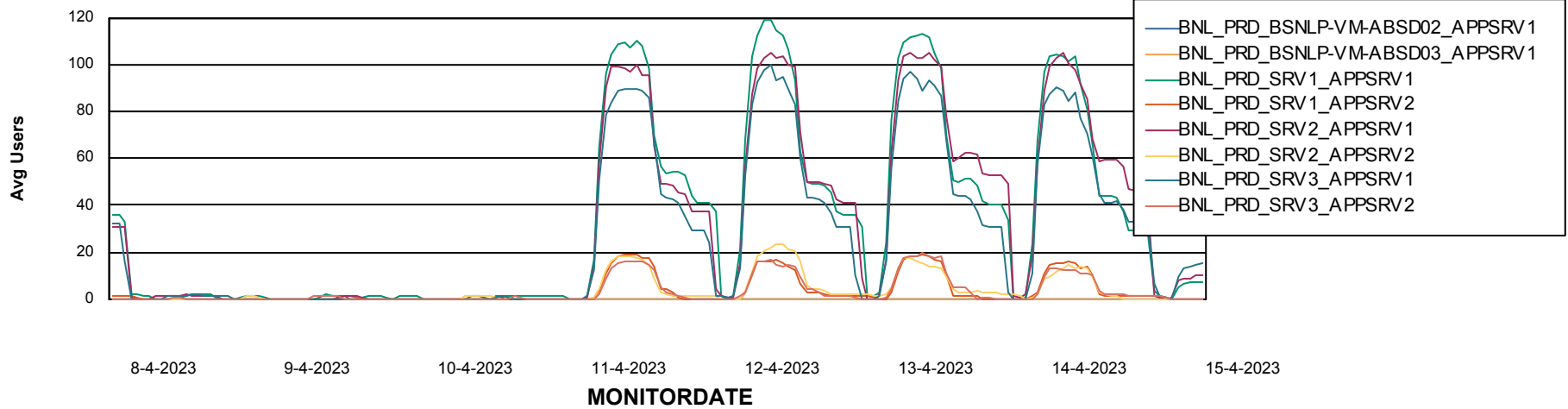


## ABSSolute Application Server Services

### Avg memory used per ABS Server Service



### Avg users per day per ABS server



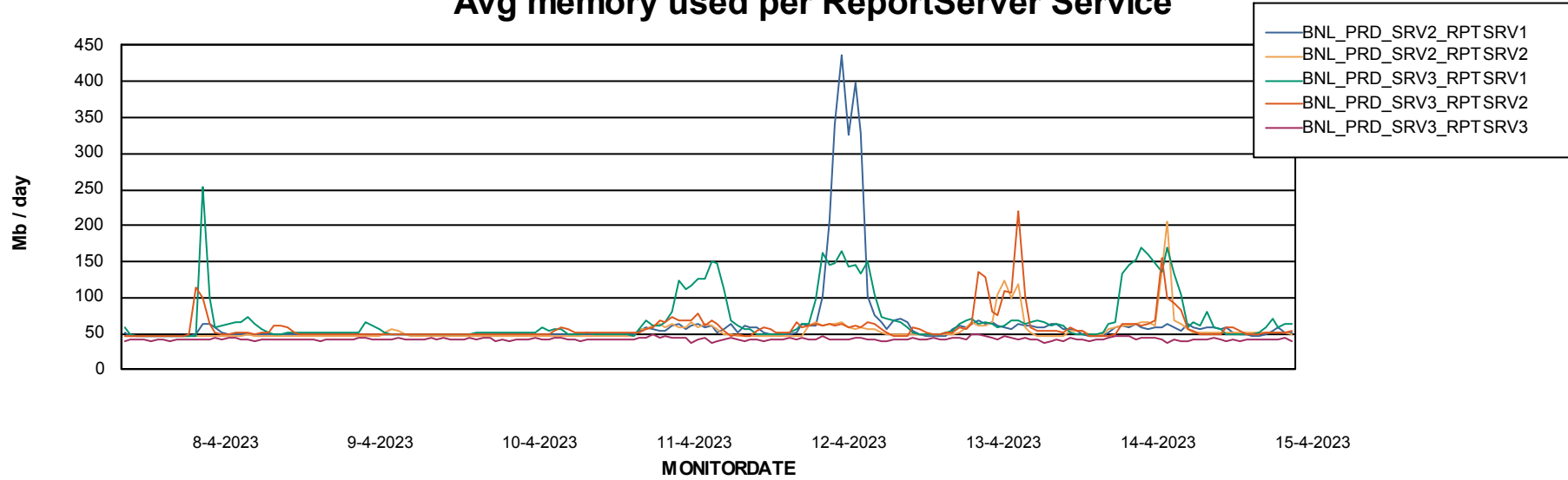
# Weekly SLA Customer Report

Customer BNL\_Production  
Database ID 83



## ABSolute Web Component Services

### Avg memory used per ReportServer Service



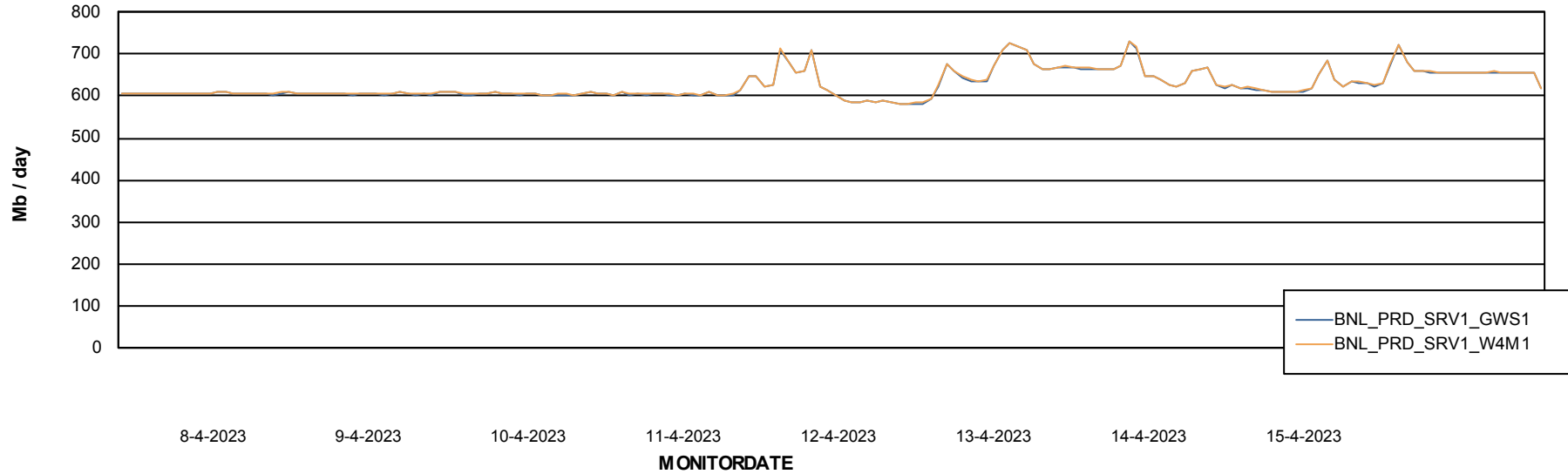
# Weekly SLA Customer Report

Customer BNL\_Production  
Database ID 83



## ABSSolute Web Component Services

### Avg memory used per ABS Web component



# Weekly SLA Customer Report

Customer BNL\_Production  
Database ID 83



## Disaster per ABS component

