

Weekly SLA Customer Report

Customer VEN_Production
 Database ID 35



Harddisk Usage VEN_PRD_VENABS06_DB

	Free disk space on C: (%)	Total disk space on C: (Gb)	Used disk space on C: (Gb)	Free disk space on D: (%)	Total disk space on D: (Gb)	Used disk space on D: (Gb)	Free disk space on E: (%)	Total disk space on E: (Gb)	Used disk space on E: (Gb)
1-4-2023	57	102	44	22	601	471	53	400	188
31-3-2023	57	102	44	22	601	471	54	400	183
30-3-2023	57	102	44	22	601	469	54	400	183
29-3-2023	57	102	44	22	601	466	54	400	183
28-3-2023	57	102	44	22	601	466	54	400	182
27-3-2023	57	102	44	22	601	466	55	400	182
26-3-2023	57	102	44	22	601	466	55	400	181

Harddisk Usage VEN_PRD_VENABS07_SB-DB

	Free disk space on C: (%)	Total disk space on C: (Gb)	Used disk space on C: (Gb)	Free disk space on D: (%)	Total disk space on D: (Gb)	Used disk space on D: (Gb)	Free disk space on E: (%)	Total disk space on E: (Gb)	Used disk space on E: (Gb)
1-4-2023	44	102	57	28	1,000	724	86	400	56
31-3-2023	44	102	57	28	1,000	724	86	400	56
30-3-2023	44	102	57	28	1,000	721	86	400	56
29-3-2023	44	102	57	28	1,000	719	86	400	56
28-3-2023	44	102	57	28	1,000	719	86	400	55
27-3-2023	44	102	57	28	1,000	719	86	400	55
26-3-2023	44	102	57	28	1,000	719	86	400	54

Weekly SLA Customer Report

Customer VEN_Production
 Database ID 35



Harddisk Usage VEN_PRD_VENABS08_BI

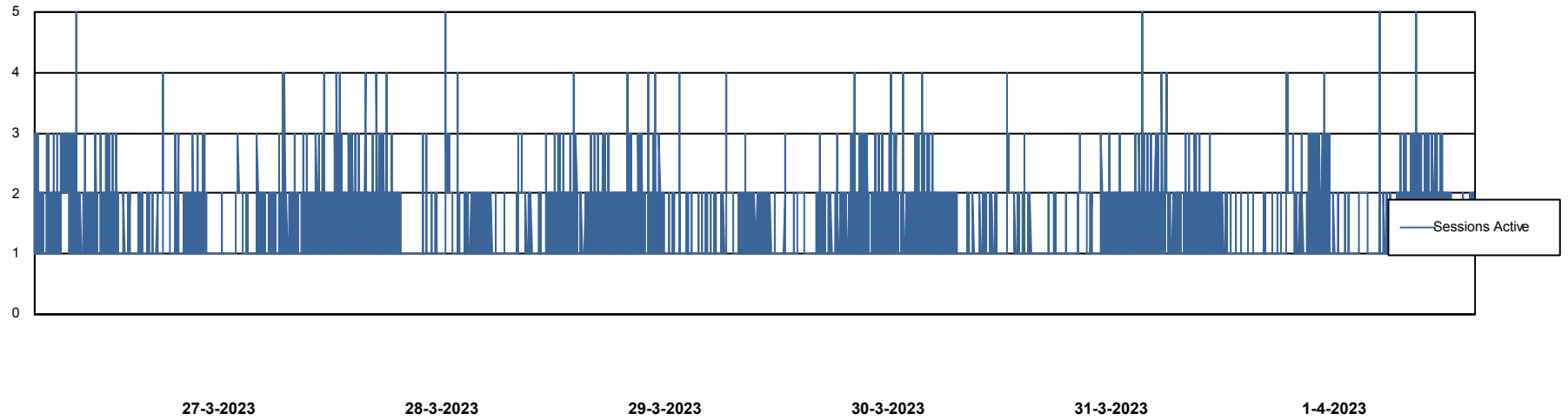
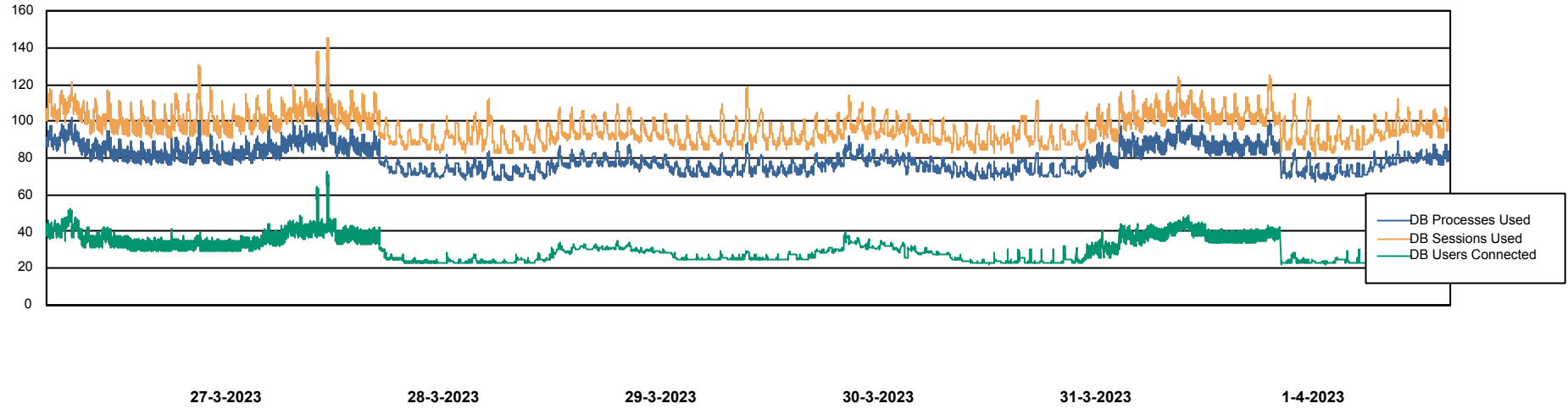
	Free disk space on C: (%)	Total disk space on C: (Gb)	Used disk space on C: (Gb)	Free disk space on D: (%)	Total disk space on D: (Gb)	Used disk space on D: (Gb)
1-4-2023	39	102	62	20	601	482
31-3-2023	39	102	62	20	601	482
30-3-2023	39	102	62	20	601	482
29-3-2023	39	102	62	20	601	482
28-3-2023	39	102	62	20	601	482
27-3-2023	40	102	62	20	601	482
26-3-2023	40	102	62	20	601	482

Weekly SLA Customer Report

Customer VEN_Production
Database ID 35



Database Performance VENDB_Production



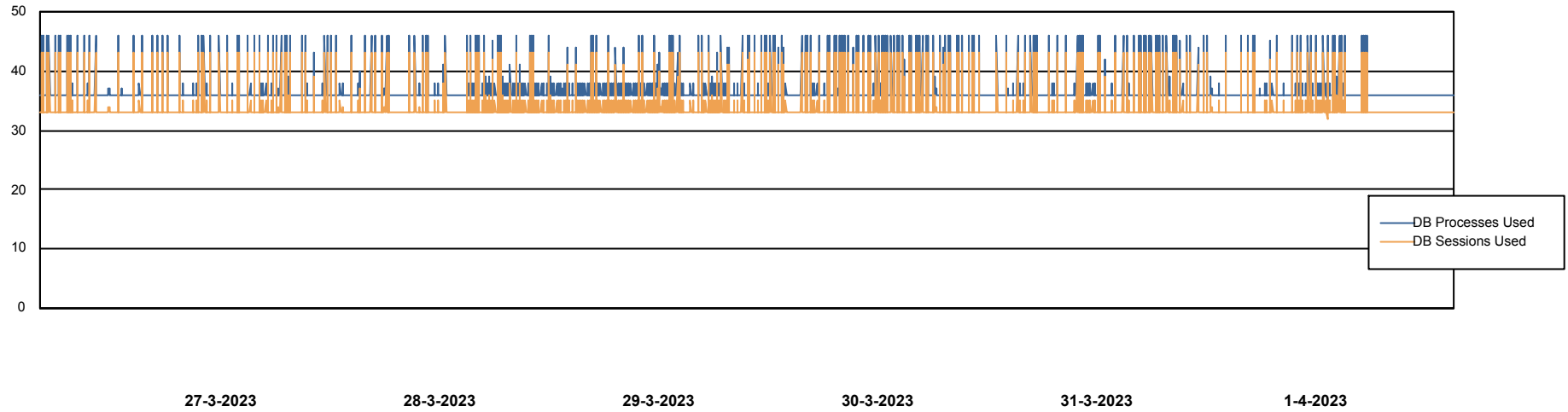
Weekly SLA Customer Report

Customer VEN_Production
Database ID 35



Database Performance VENDB_Standby

DB Processes Max 300



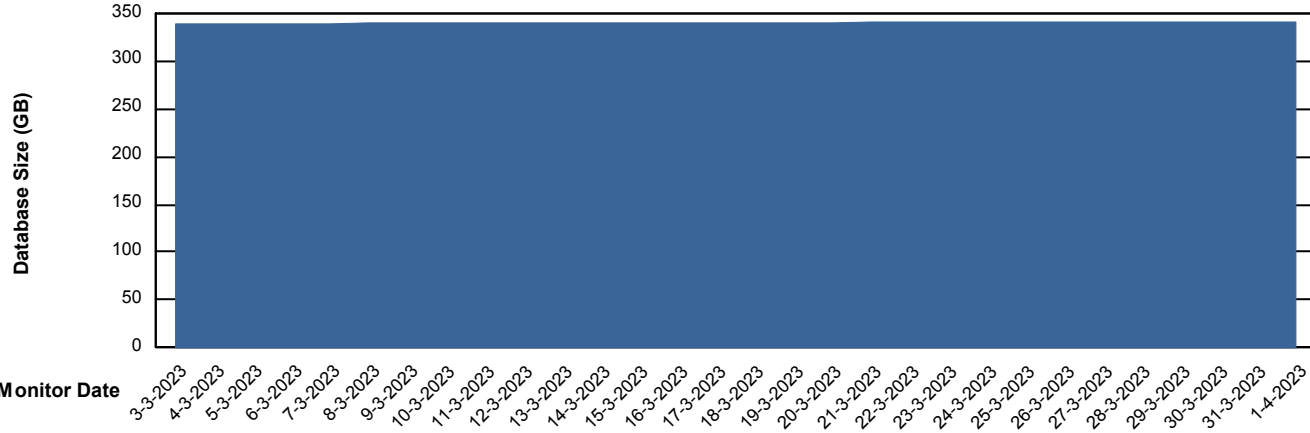
Weekly SLA Customer Report

Customer VEN_Production
 Database ID 35



DATABASE SIZE VENDB_Production

Database growth over last month



Database Tablespace VENDB_Production

Date	Tablespace Name	Filesize (Gb)	Usedsize (Gb)	Percentage free
1-4-2023	ABSDATA	207	174	16
	INDX	193	158	18
31-3-2023	ABSDATA	207	174	16
	INDX	193	158	18
30-3-2023	ABSDATA	207	174	16
	INDX	193	158	18
29-3-2023	ABSDATA	207	174	16
	INDX	188	158	16
28-3-2023	ABSDATA	207	174	16
	INDX	188	158	16
27-3-2023	ABSDATA	207	173	16
	INDX	188	158	16
26-3-2023	ABSDATA	207	173	16
	INDX	188	158	16

Weekly SLA Customer Report

Customer VEN_Production
Database ID 35



Standby Database Health VEN_Production

Recovery lag for last 7 days

