

# Weekly SLA Customer Report

Customer LLG\_Production  
 Database ID 53



Harddisk Usage LLG\_PRD\_APP01

	Free disk space on C: (%)	Total disk space on C: (Gb)	Used disk space on C: (Gb)	Free disk space on D: (%)	Total disk space on D: (Gb)	Used disk space on D: (Gb)
1-4-2023	23	200	155	95	200	10
31-3-2023	23	200	155	95	200	10
30-3-2023	27	200	147	95	200	10
29-3-2023	34	200	133	95	200	10
28-3-2023	34	200	133	95	200	10
27-3-2023	34	200	133	95	200	10
26-3-2023	34	200	133	95	200	10

Harddisk Usage LLG\_PRD\_APP02

	Free disk space on C: (%)	Total disk space on C: (Gb)	Used disk space on C: (Gb)	Free disk space on D: (%)	Total disk space on D: (Gb)	Used disk space on D: (Gb)
1-4-2023	54	200	91	91	200	18
31-3-2023	54	200	91	91	200	18
30-3-2023	54	200	91	91	200	18
29-3-2023	54	200	91	91	200	18
28-3-2023	54	200	91	91	200	18
27-3-2023	54	200	91	91	200	18
26-3-2023	54	200	91	91	200	18

# Weekly SLA Customer Report

Customer LLG\_Production  
 Database ID 53



Harddisk Usage LLG\_PRD\_BI02

	Free disk space on C: (%)	Total disk space on C: (Gb)	Used disk space on C: (Gb)	Free disk space on D: (%)	Total disk space on D: (Gb)	Used disk space on D: (Gb)
1-4-2023	52	150	72	44	685	383
31-3-2023	52	150	72	45	685	380
30-3-2023	52	150	72	45	685	380
29-3-2023	52	150	72	45	685	380
28-3-2023	52	150	72	45	685	380
27-3-2023	52	150	72	44	685	381
26-3-2023	52	150	71	45	685	380

Harddisk Usage LLG\_PRD\_OR01

	Free disk space on C: (%)	Total disk space on C: (Gb)	Used disk space on C: (Gb)	Free disk space on D: (%)	Total disk space on D: (Gb)	Used disk space on D: (Gb)	Free disk space on E: (%)	Total disk space on E: (Gb)	Used disk space on E: (Gb)
1-4-2023	83	279	48	52	928	444	24	749	572
31-3-2023	83	279	48	52	928	445	25	749	563
30-3-2023	83	279	48	52	928	444	30	749	524
29-3-2023	83	279	48	52	928	444	30	749	524
28-3-2023	83	279	48	52	928	444	30	749	525
27-3-2023	83	279	48	52	928	444	25	749	564
26-3-2023	83	279	48	52	928	444	25	749	561

# Weekly SLA Customer Report

Customer LLG\_Production  
 Database ID 53



Harddisk Usage LLG\_PRD\_ORO2

	Free disk space on C: (%)	Total disk space on C: (Gb)	Used disk space on C: (Gb)	Free disk space on D: (%)	Total disk space on D: (Gb)	Used disk space on D: (Gb)	Free disk space on E: (%)	Total disk space on E: (Gb)	Used disk space on E: (Gb)
1-4-2023	87	279	37	88	1,117	131	93	559	38
31-3-2023	87	279	37	88	1,117	131	93	559	38
30-3-2023	87	279	37	88	1,117	131	93	559	38
29-3-2023	87	279	37	88	1,117	131	93	559	38
28-3-2023	87	279	37	88	1,117	131	93	559	38
27-3-2023	87	279	37	88	1,117	131	93	559	38
26-3-2023	87	279	37	88	1,117	131	93	559	38

Harddisk Usage LLG\_PRD\_TS2

	Free disk space on C: (%)	Total disk space on C: (Gb)	Used disk space on C: (Gb)	Free disk space on D: (%)	Total disk space on D: (Gb)	Used disk space on D: (Gb)	Free disk space on E: (%)	Total disk space on E: (Gb)	Used disk space on E: (Gb)
1-4-2023	23	279	215	58	993	414	54	684	315
31-3-2023	23	279	215	58	993	414	54	684	316
30-3-2023	23	279	215	58	993	414	54	684	316
29-3-2023	23	279	215	58	993	414	54	684	316
28-3-2023	23	279	215	58	993	414	54	684	317
27-3-2023	23	279	215	58	993	414	44	684	381
26-3-2023	23	279	215	58	993	414	54	684	316

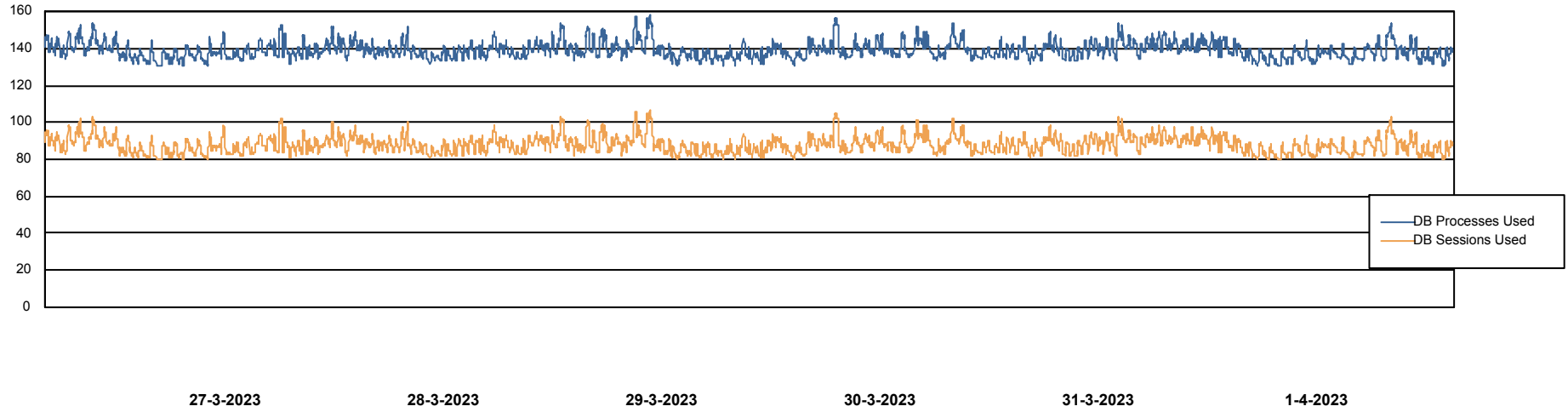
# Weekly SLA Customer Report

Customer LLG\_Production  
Database ID 53



## Database Performance LLGDB\_Production

DB Processes Max 4  
DB Processes Max 300



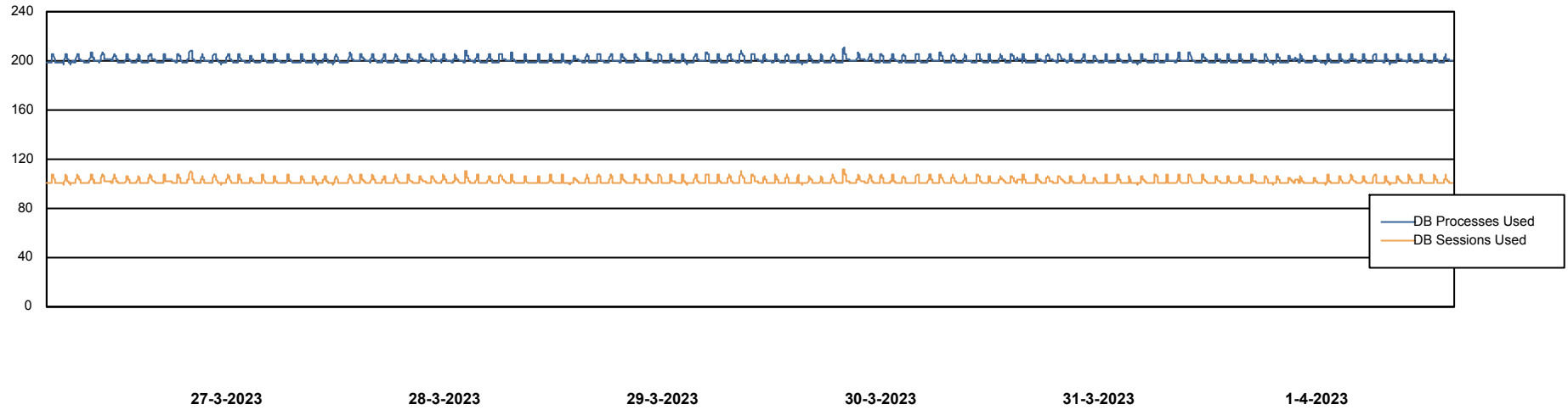
# Weekly SLA Customer Report

Customer LLG\_Production  
Database ID 53



## Database Performance LLGDB\_Standby\_TS2

DB Processes Max 0  
DB Processes Max 300  
DB Processes Max 4



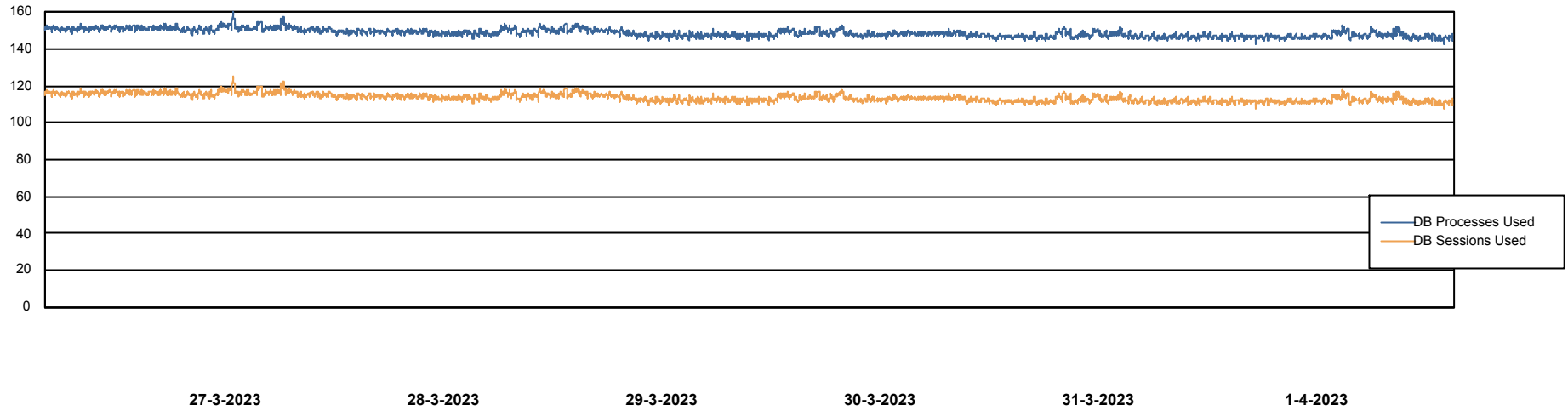
# Weekly SLA Customer Report

Customer LLG\_Production  
Database ID 53



Database Performance LLGDBBI\_Production

DB Processes Max 1,000



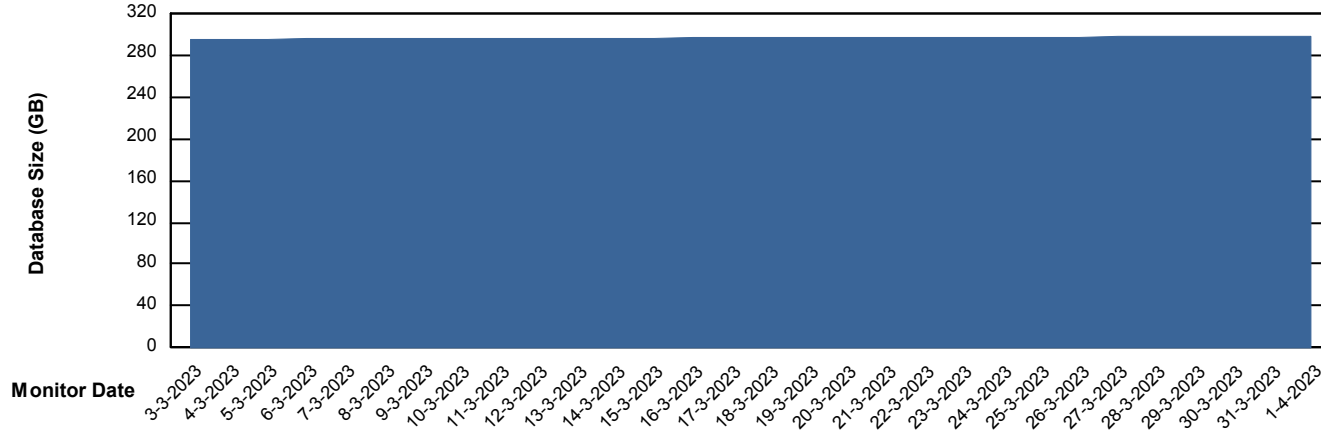
# Weekly SLA Customer Report

Customer LLG\_Production  
Database ID 53



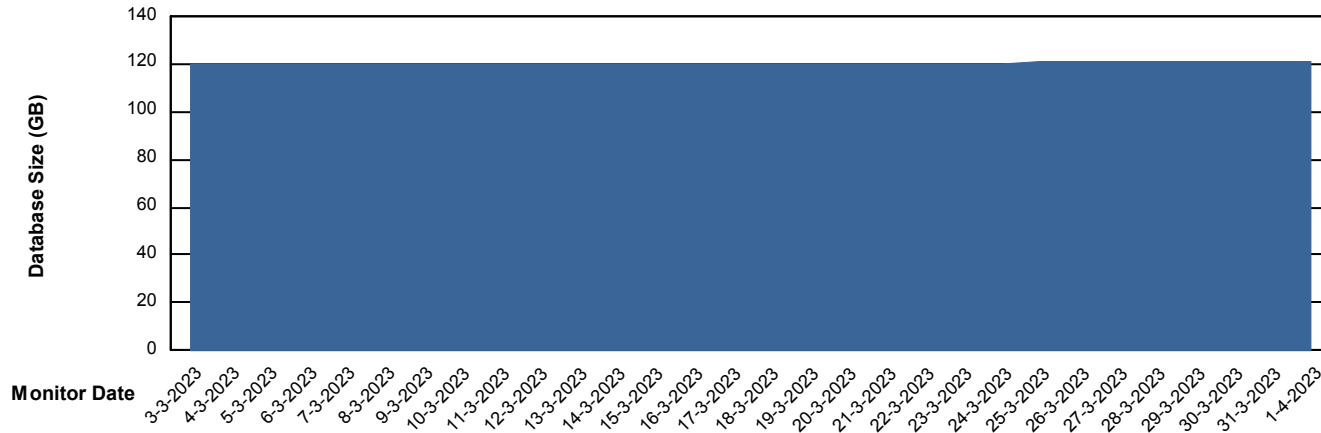
DATABASE SIZE LLGDB\_Production

### Database growth over last month



DATABASE SIZE LLGDBBI\_Production

### Database growth over last month



# Weekly SLA Customer Report

Customer      LLG\_Production  
 Database ID    53



Database Tablespace      LLGDB\_Production

Date	Tablespace Name	Filesize (Gb)	Usedsize (Gb)	Percentage free
1-4-2023	ABSDATA	178	118	34
	INDX	204	170	17
31-3-2023	ABSDATA	178	118	34
	INDX	204	170	17
30-3-2023	ABSDATA	178	118	34
	INDX	204	170	17
29-3-2023	ABSDATA	178	118	34
	INDX	204	170	17
28-3-2023	ABSDATA	178	118	34
	INDX	204	170	17
27-3-2023	ABSDATA	178	118	34
	INDX	204	170	17
26-3-2023	ABSDATA	178	118	34
	INDX	204	170	17

# Weekly SLA Customer Report

Customer LLG\_Production  
 Database ID 53



Database Tablespace LLGDBBI\_Production

Date	Tablespace Name	Filesize (Gb)	Usedsize (Gb)	Percentage free
1-4-2023	ABSDATA	100	53	47
	INDX	120	60	50
31-3-2023	ABSDATA	100	53	47
	INDX	120	60	50
30-3-2023	ABSDATA	100	53	47
	INDX	120	60	50
29-3-2023	ABSDATA	100	53	47
	INDX	120	60	50
28-3-2023	ABSDATA	100	53	47
	INDX	120	60	50
27-3-2023	ABSDATA	100	53	47
	INDX	120	60	50
26-3-2023	ABSDATA	100	53	47
	INDX	120	60	50

BI Status and last ETL error for LLGDBBI\_Production

	ma 27/3/2023	di 28/3/2023	wo 29/3/2023	do 30/3/2023	vr 31/3/2023	za 1/4/2023
<b>ABS DataWarehouse ETL Health</b>	OK	OK	OK	OK	OK	OK
<b>ABS DWHStaging ETL Health</b>	OK	OK	OK	OK	OK	OK

# Weekly SLA Customer Report

Customer LLG\_Production  
Database ID 53



BI last ETL error for	LLGDBBI_Production
zo, 26-03-2023	None
di, 28-03-2023	None
vr, 31-03-2023	None
wo, 29-03-2023	None
ma, 27-03-2023	None
ma, 27-03-2023	None
wo, 29-03-2023	None
do, 30-03-2023	None
za, 1-04-2023	None
vr, 31-03-2023	None
za, 1-04-2023	None
zo, 26-03-2023	None
di, 28-03-2023	None
do, 30-03-2023	None

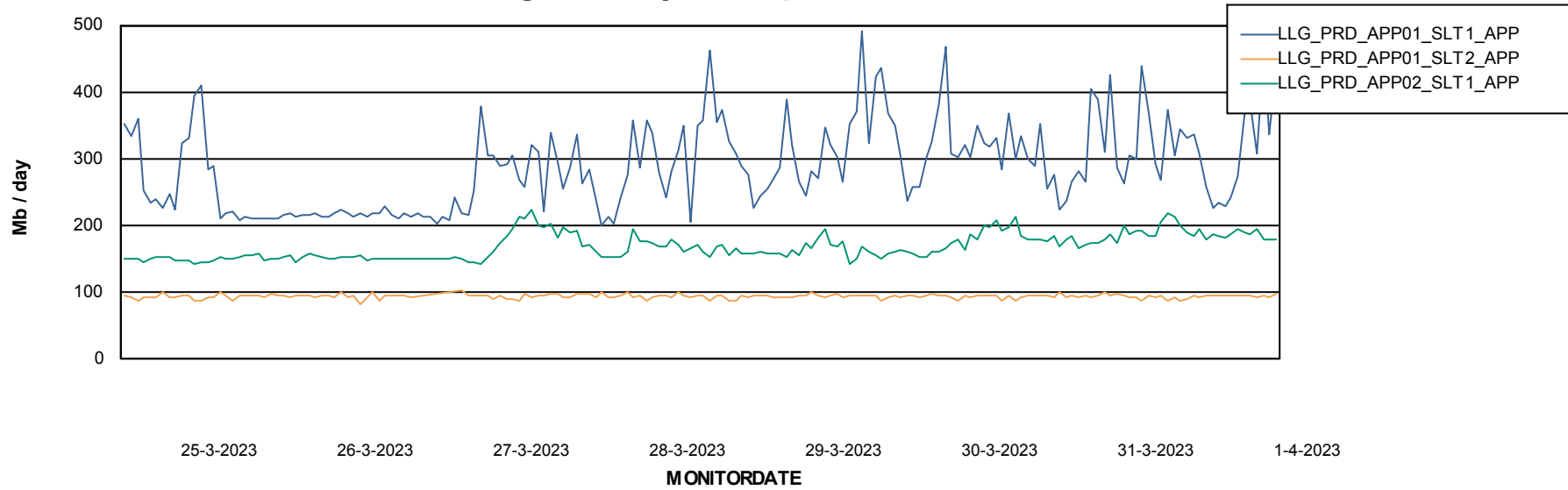
# Weekly SLA Customer Report

Customer LLG\_Production  
Database ID 53



## ABSSolute Application Server Services

### Avg memory used per ABS Server Service



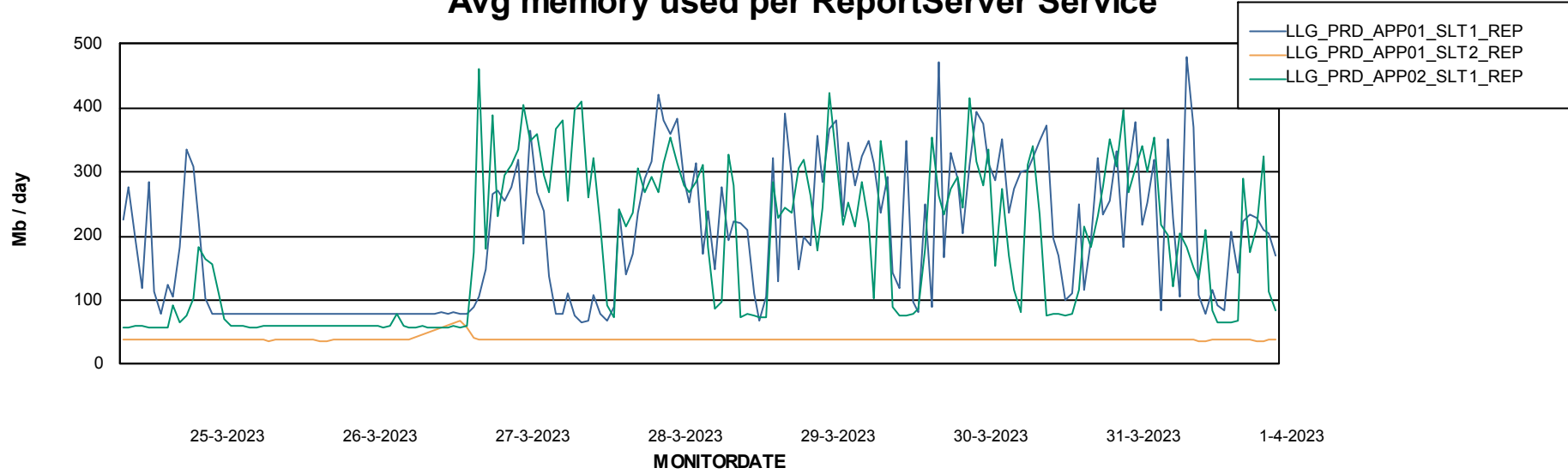
# Weekly SLA Customer Report

Customer LLG\_Production  
Database ID 53

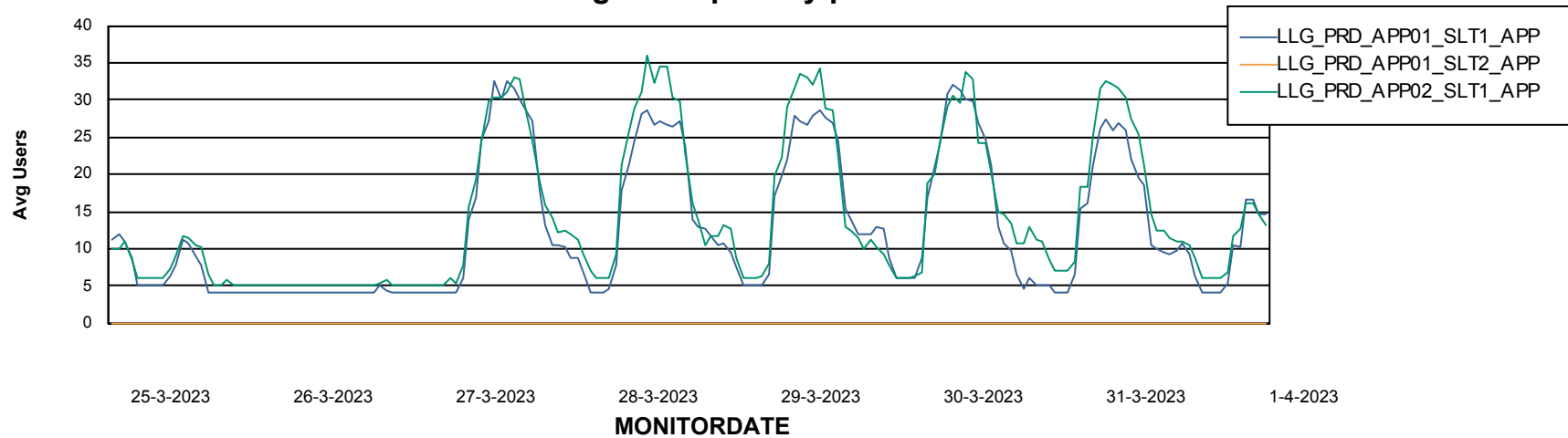


## ABSSolute Application Server Services

### Avg memory used per ReportServer Service



### Avg users per day per ABS server



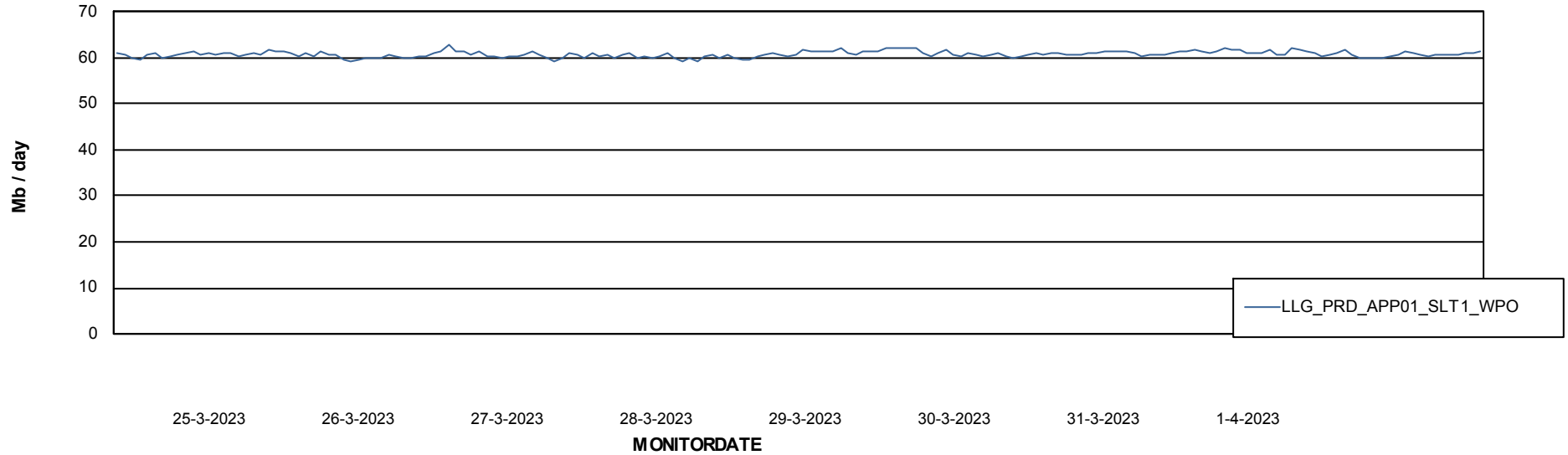
# Weekly SLA Customer Report

Customer LLG\_Production  
Database ID 53



## ABSSolute Application Server Services

### Avg memory used per ABS Web component



# Weekly SLA Customer Report

Customer LLG\_Production  
Database ID 53



## Disaster per ABS component

