

Weekly SLA Customer Report

Customer KLA_Production
 Database ID 65



Harddisk Usage KLA_PRD_KLAHQORA03

	Free disk space on C: (%)	Total disk space on C: (Gb)	Used disk space on C: (Gb)	Free disk space on D: (%)	Total disk space on D: (Gb)	Used disk space on D: (Gb)
1-4-2023	26	150	111	50	250	125
31-3-2023	27	150	110	50	250	125
30-3-2023	27	150	110	50	250	125
29-3-2023	27	150	110	50	250	125
28-3-2023	27	150	110	50	250	124
27-3-2023	27	150	110	51	250	123
26-3-2023	27	150	110	51	250	124

Harddisk Usage KLA_PRD_KLAHQWEB02

	Free disk space on C: (%)	Total disk space on C: (Gb)	Used disk space on C: (Gb)
1-4-2023	46	39	21
31-3-2023	46	39	21
30-3-2023	46	39	21
29-3-2023	46	39	21
28-3-2023	46	39	21
27-3-2023	45	39	22
26-3-2023	45	39	22

Weekly SLA Customer Report

Customer KLA_Production
 Database ID 65



Harddisk Usage KLA_STB_KLAHQORA04

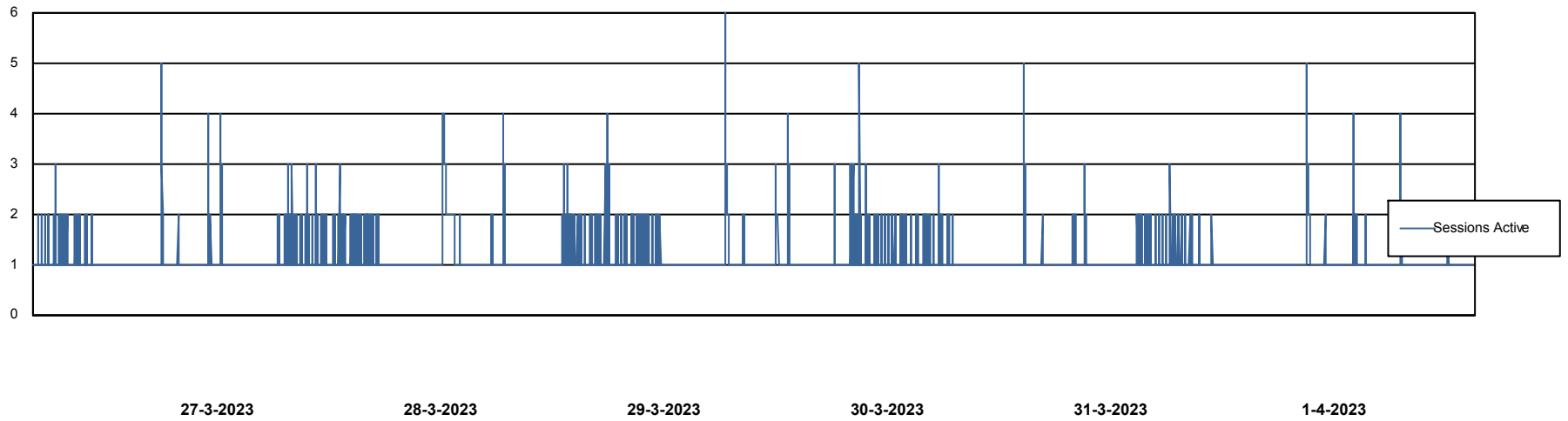
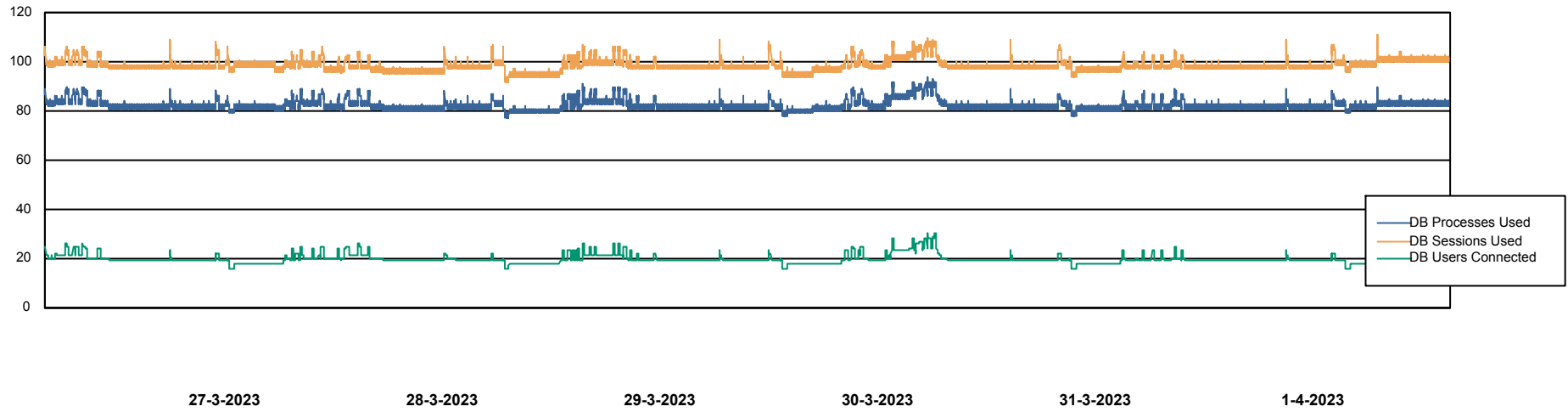
	Free disk space on C: (%)	Total disk space on C: (Gb)	Used disk space on C: (Gb)	Free disk space on D: (%)	Total disk space on D: (Gb)	Used disk space on D: (Gb)
1-4-2023	43	250	142	21	200	158
31-3-2023	43	250	142	21	200	158
30-3-2023	43	250	142	21	200	158
29-3-2023	43	250	142	21	200	158
28-3-2023	43	250	142	21	200	157
27-3-2023	43	250	142	22	200	156
26-3-2023	43	250	142	22	200	156

Weekly SLA Customer Report

Customer KLA_Production
Database ID 65



Database Performance KLA_PRD_KLAHQORA03_DB



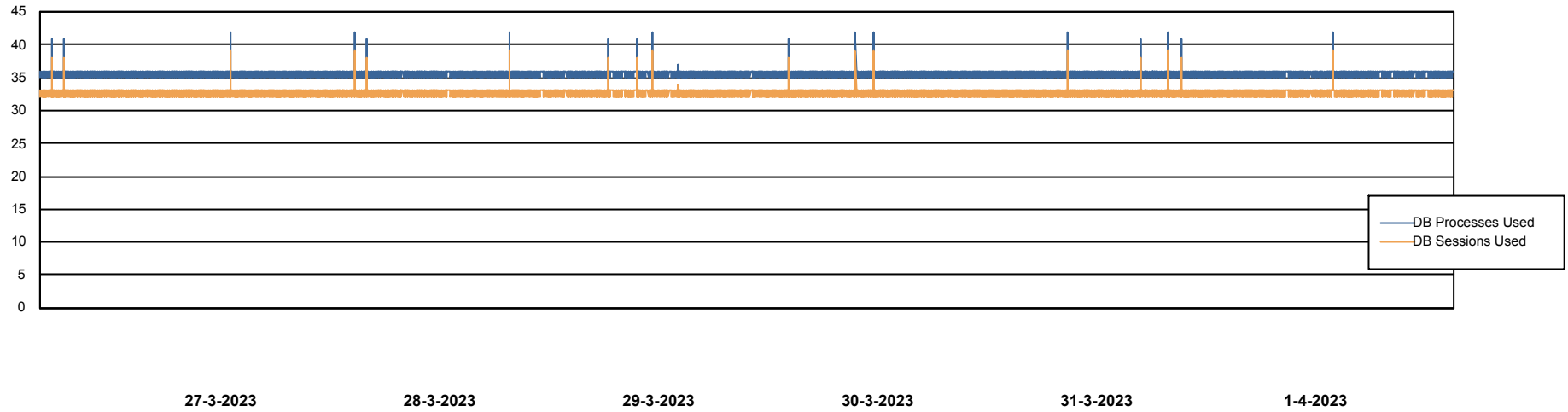
Weekly SLA Customer Report

Customer KLA_Production
Database ID 65



Database Performance KLA_STB_KLAHQORA04_DB

DB Processes Max 1,000

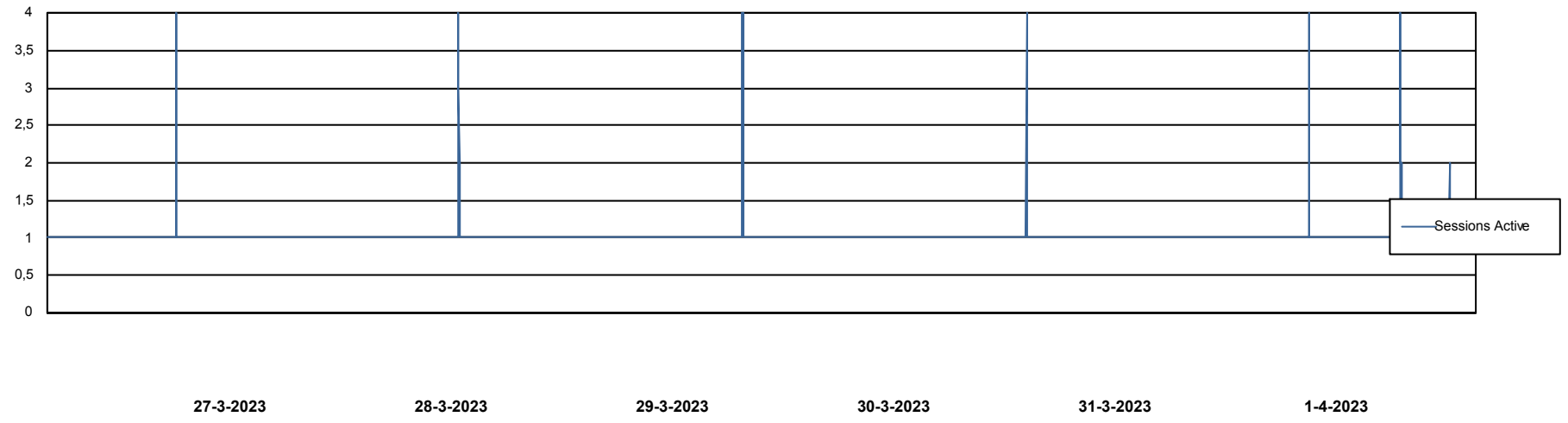
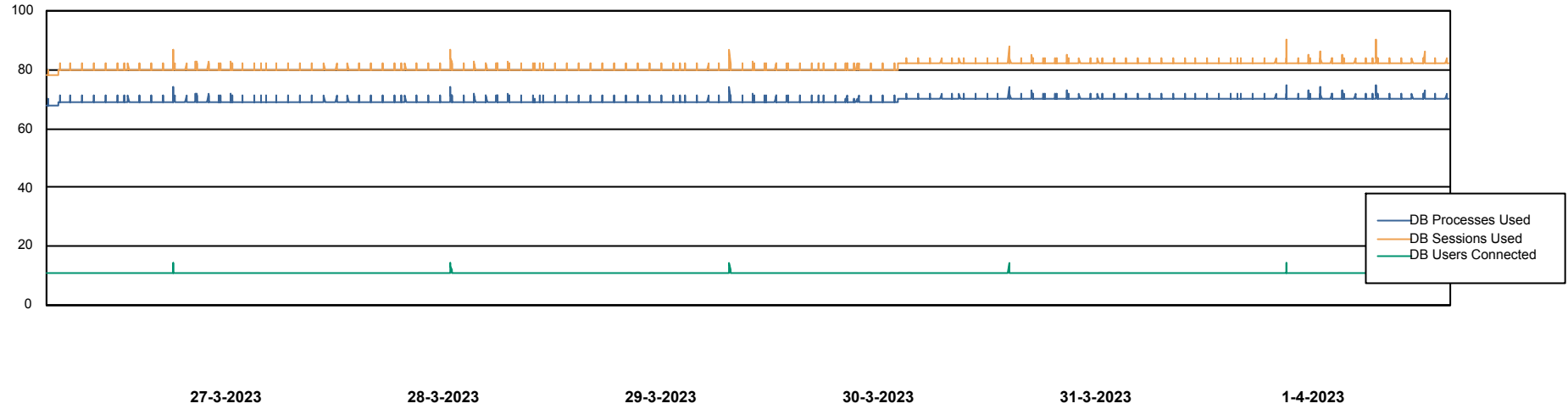


Weekly SLA Customer Report

Customer KLA_Production
Database ID 65



Database Performance KLA_TST_KLAHQORA04_DB



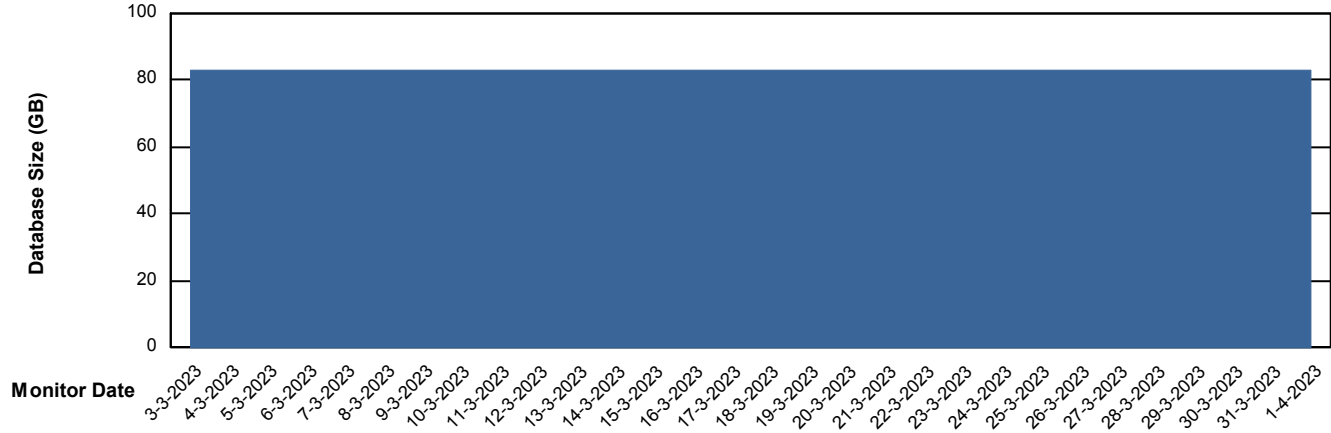
Weekly SLA Customer Report

Customer KLA_Production
Database ID 65



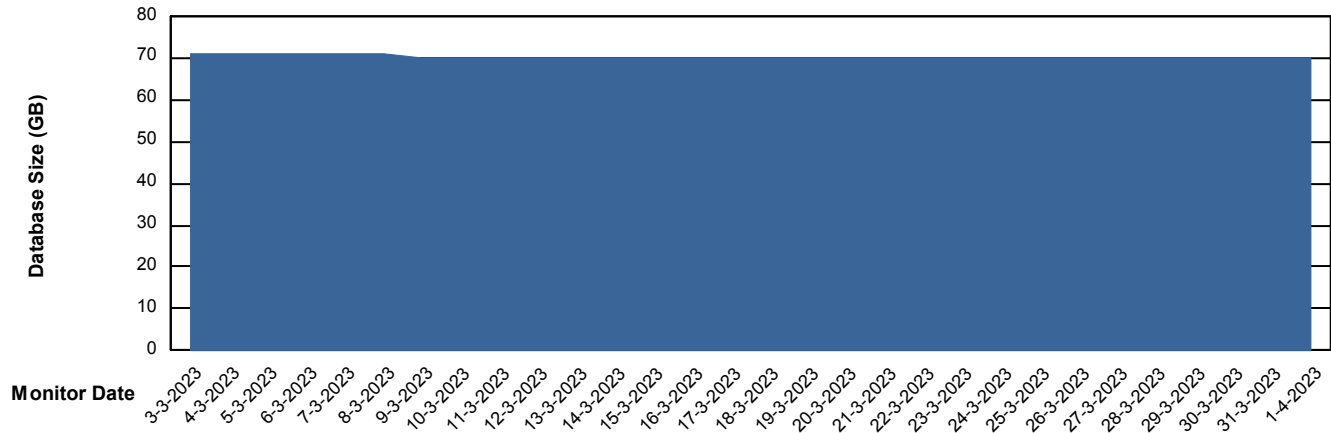
DATABASE SIZE KLA_PRD_KLAHQORA03_DB

Database growth over last month



DATABASE SIZE KLA_TST_KLAHQORA04_DB

Database growth over last month



Weekly SLA Customer Report

Customer KLA_Production
 Database ID 65



Database Tablespace KLA_PRD_KLAHQORA03_DB

Date	Tablespace Name	Filesize (Gb)	Usedsize (Gb)	Percentage free
1-4-2023	ABSDATA	52	43	16
	INDX	44	36	17
31-3-2023	ABSDATA	52	43	16
	INDX	44	36	17
30-3-2023	ABSDATA	52	43	16
	INDX	44	36	17
29-3-2023	ABSDATA	52	43	16
	INDX	44	36	17
28-3-2023	ABSDATA	52	43	16
	INDX	44	36	17
27-3-2023	ABSDATA	52	43	16
	INDX	44	36	17
26-3-2023	ABSDATA	52	43	16
	INDX	44	36	17

Weekly SLA Customer Report

Customer KLA_Production
 Database ID 65

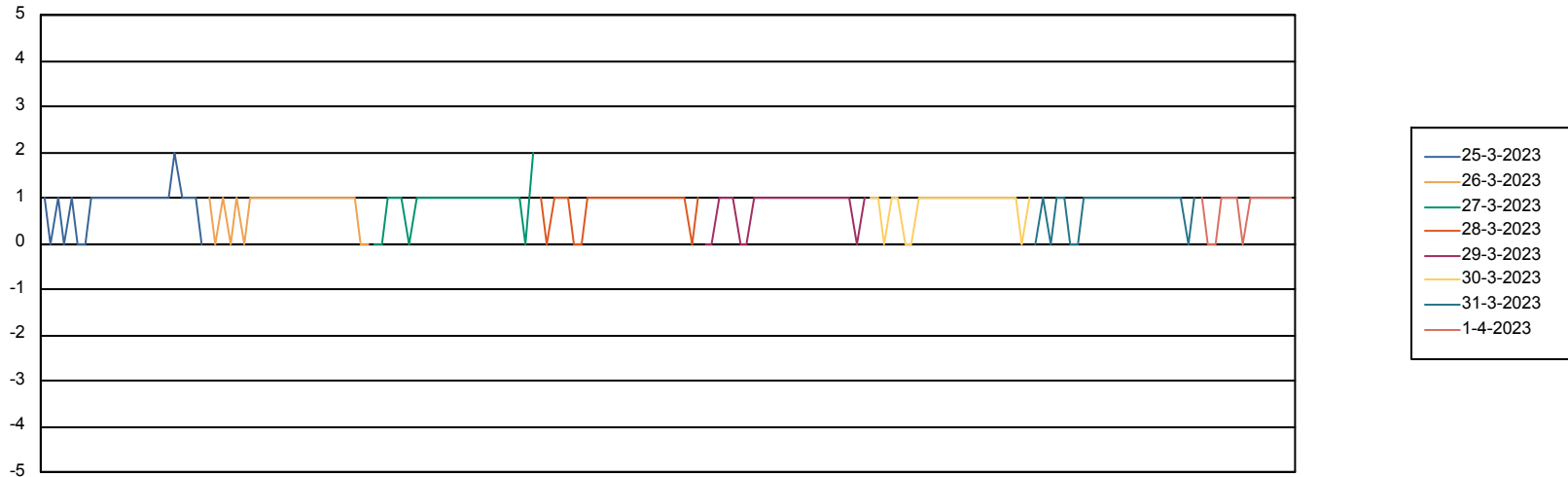


Database Tablespace KLA_TST_KLAHQORA04_DB

Date	Tablespace Name	Filesize (Gb)	Usedsize (Gb)	Percentage free
1-4-2023	ABSDATA	44	31	28
	INDX	37	25	34
31-3-2023	ABSDATA	44	31	28
	INDX	37	25	34
30-3-2023	ABSDATA	44	31	28
	INDX	37	25	34
29-3-2023	ABSDATA	44	31	28
	INDX	37	25	34
28-3-2023	ABSDATA	44	31	28
	INDX	37	25	34
27-3-2023	ABSDATA	44	31	28
	INDX	37	25	34
26-3-2023	ABSDATA	44	31	28
	INDX	37	25	34

Standby Database Health KLA_Production

Recovery lag for last 7 days



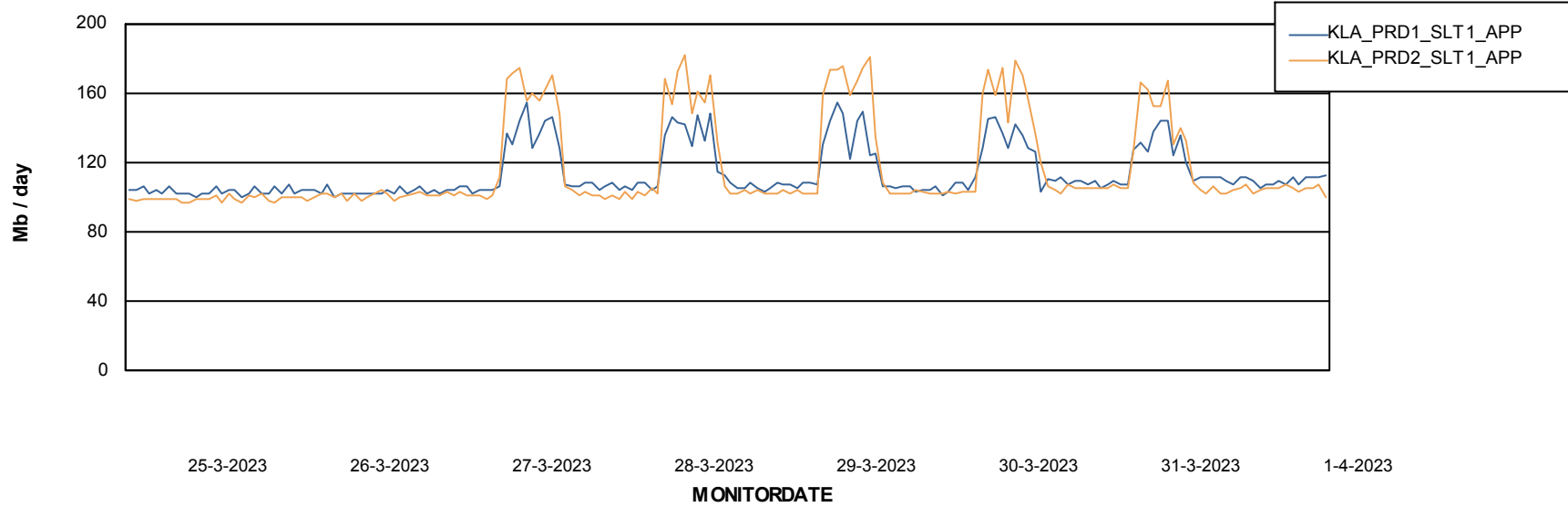
Weekly SLA Customer Report

Customer KLA_Production
Database ID 65

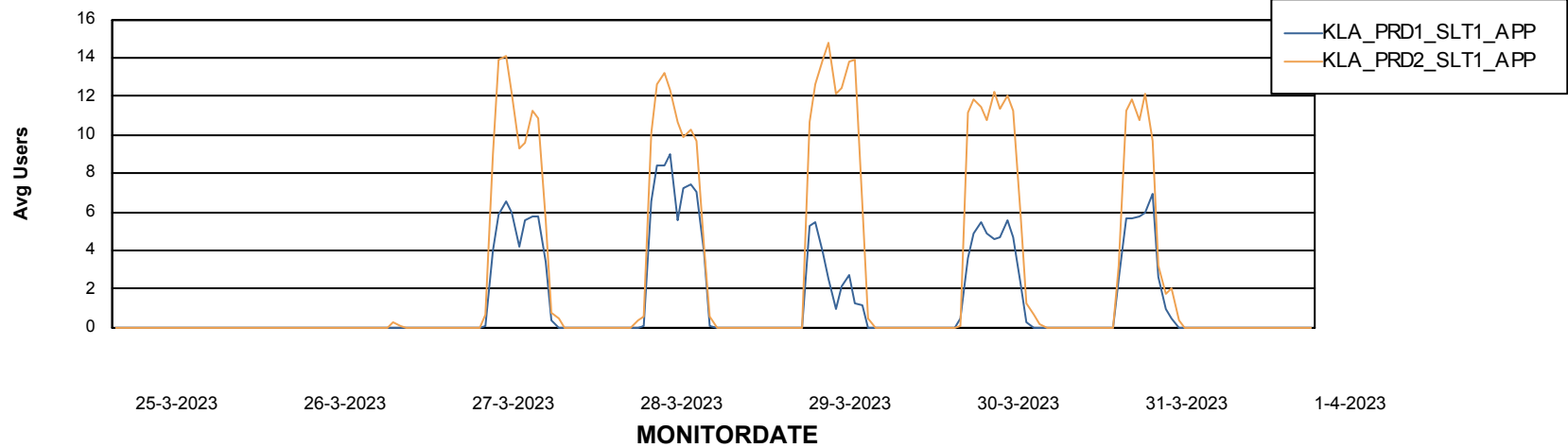


ABSSolute Application Server Services

Avg memory used per ABS Server Service



Avg users per day per ABS server



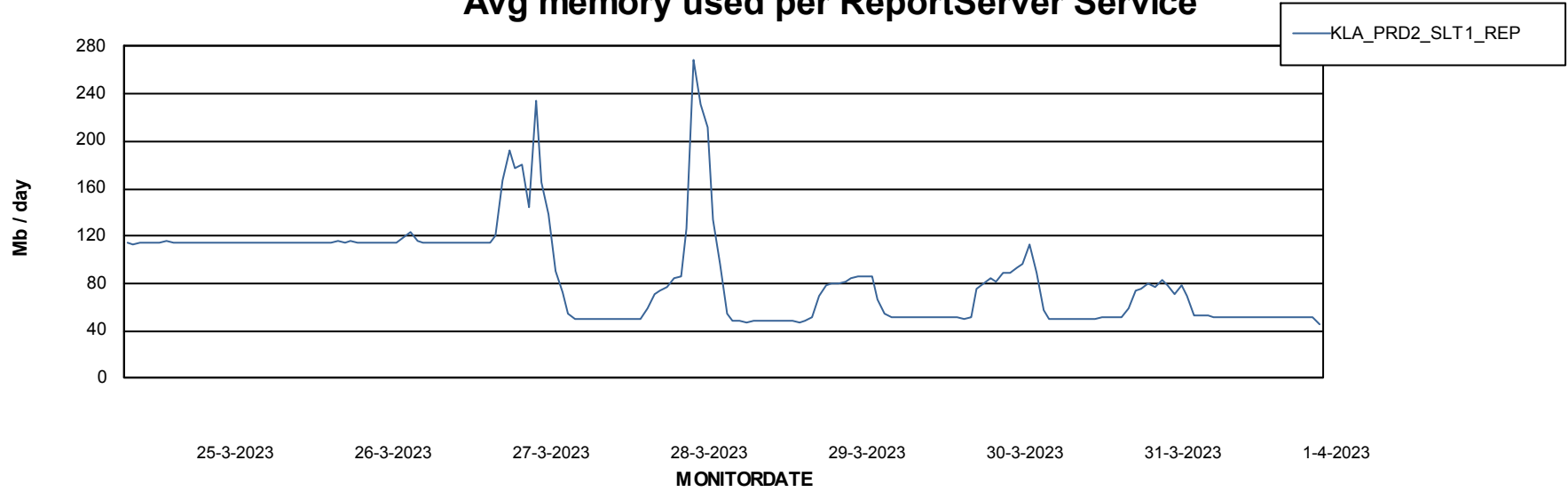
Weekly SLA Customer Report

Customer KLA_Production
Database ID 65



ABSSolute Application ReportServer Services

Avg memory used per ReportServer Service



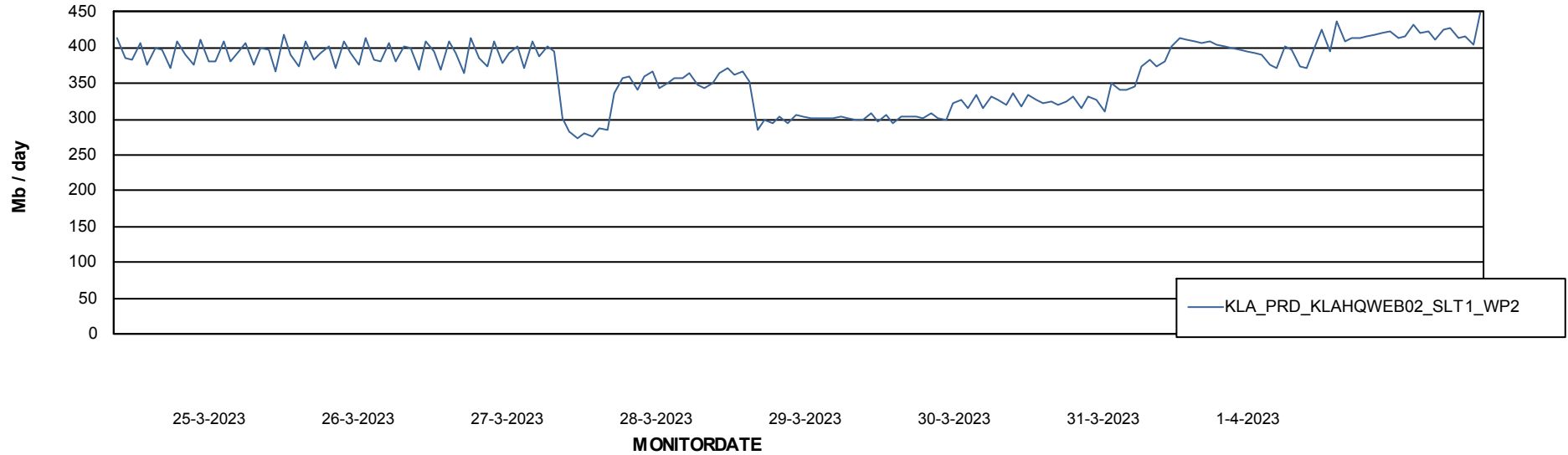
Weekly SLA Customer Report

Customer KLA_Production
Database ID 65



ABSSolute Web Component Services

Avg memory used per ABS Web component



Weekly SLA Customer Report

Customer KLA_Production
Database ID 65



Disaster per ABS component

