

# Weekly SLA Customer Report

Customer DFD\_Production  
 Database ID 39



Harddisk Usage DFD\_PRD\_ABSAPP1

	Free disk space on C: (%)	Total disk space on C: (Gb)	Used disk space on C: (Gb)
1-4-2023	29	90	64
31-3-2023	29	90	64
30-3-2023	29	90	64
29-3-2023	29	90	64
28-3-2023	29	90	64
27-3-2023	29	90	64
26-3-2023	29	90	64

Harddisk Usage DFD\_PRD\_ABSAPP2

	Free disk space on C: (%)	Total disk space on C: (Gb)	Used disk space on C: (Gb)
1-4-2023	44	100	56
31-3-2023	44	100	56
30-3-2023	44	100	56
29-3-2023	44	100	56
28-3-2023	44	100	56
27-3-2023	44	100	56
26-3-2023	44	100	56

# Weekly SLA Customer Report

Customer DFD\_Production  
Database ID 39



## Harddisk Usage DFD\_PRD\_ABSAPP3

	Free disk space on C: (%)	Total disk space on C: (Gb)	Used disk space on C: (Gb)
1-4-2023	41	100	59
31-3-2023	41	100	59
30-3-2023	41	100	59
29-3-2023	41	100	59
28-3-2023	41	100	59
27-3-2023	41	100	59
26-3-2023	41	100	59

## Harddisk Usage DFD\_PRD\_BI1

	Free disk space on C: (%)	Total disk space on C: (Gb)	Used disk space on C: (Gb)	Free disk space on E: (%)	Total disk space on E: (Gb)	Used disk space on E: (Gb)
1-4-2023	77	150	35	32	250	170
31-3-2023	77	150	35	33	250	167
30-3-2023	77	150	35	33	250	167
29-3-2023	77	150	35	33	250	167
28-3-2023	77	150	35	33	250	167
27-3-2023	77	150	35	33	250	167
26-3-2023	77	150	35	33	250	167

# Weekly SLA Customer Report

Customer DFD\_Production  
 Database ID 39



Harddisk Usage DFD\_PRD\_ORACLE1

	Free disk space on C: (%)	Total disk space on C: (Gb)	Used disk space on C: (Gb)	Free disk space on D: (%)	Total disk space on D: (Gb)	Used disk space on D: (Gb)	Free disk space on E: (%)	Total disk space on E: (Gb)	Used disk space on E: (Gb)	Free disk space on F: (%)
1-4-2023	29	78	55	75	479	121	76	650	153	59
31-3-2023	29	78	55	75	479	121	77	650	150	59
30-3-2023	29	78	55	75	479	121	77	650	150	59
29-3-2023	29	78	55	75	479	121	77	650	150	59
28-3-2023	29	78	55	75	479	121	77	650	150	59
27-3-2023	29	78	55	75	479	121	77	650	150	59
26-3-2023	29	78	55	75	479	121	77	650	150	59

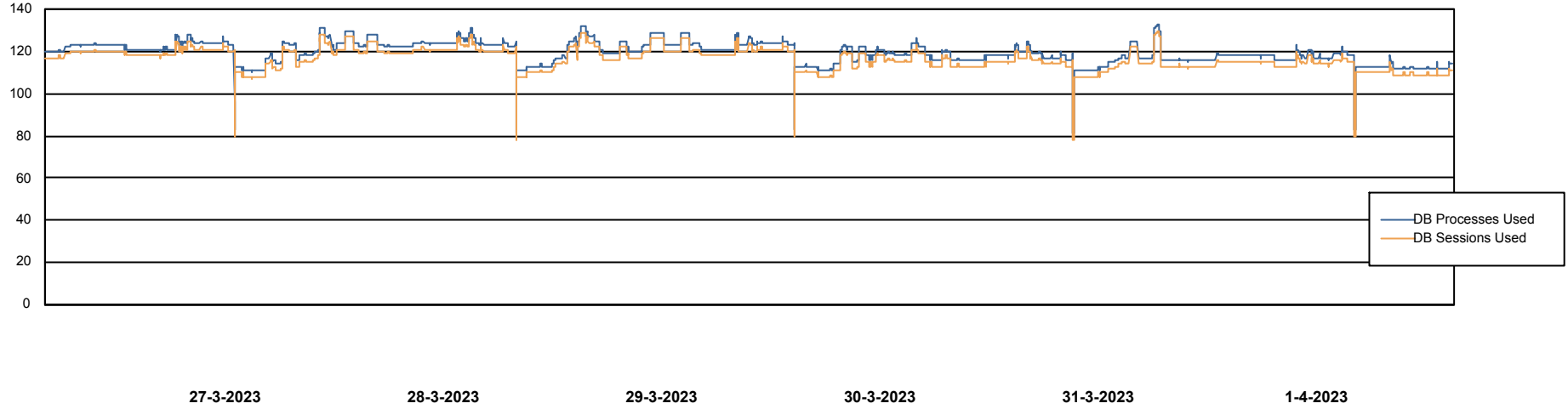
# Weekly SLA Customer Report

Customer DFD\_Production  
Database ID 39



## Database Performance DFDDDB\_Production

DB Processes Max 4  
DB Sessions Max 600

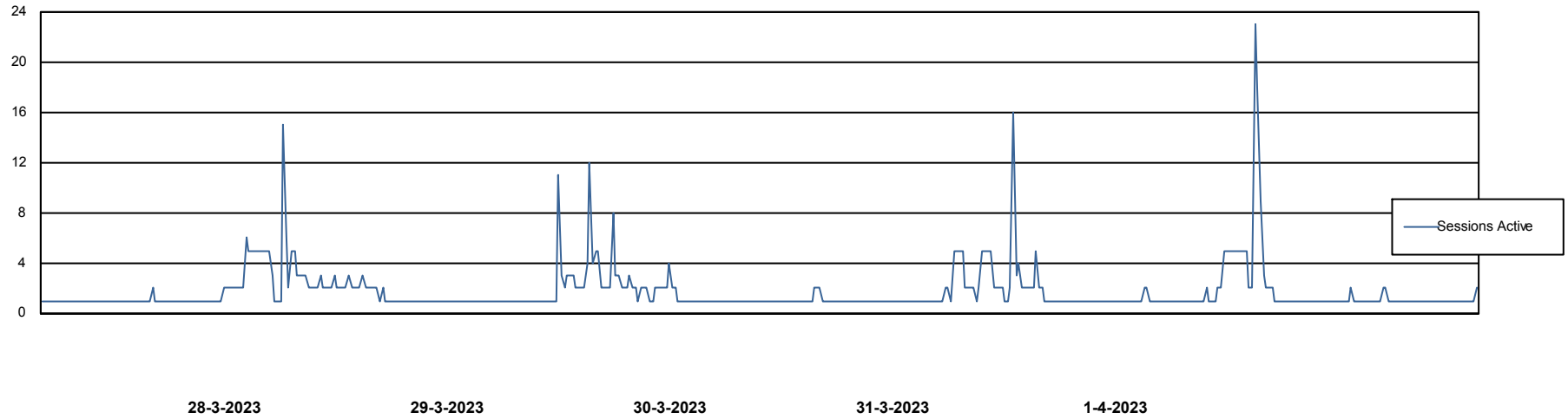
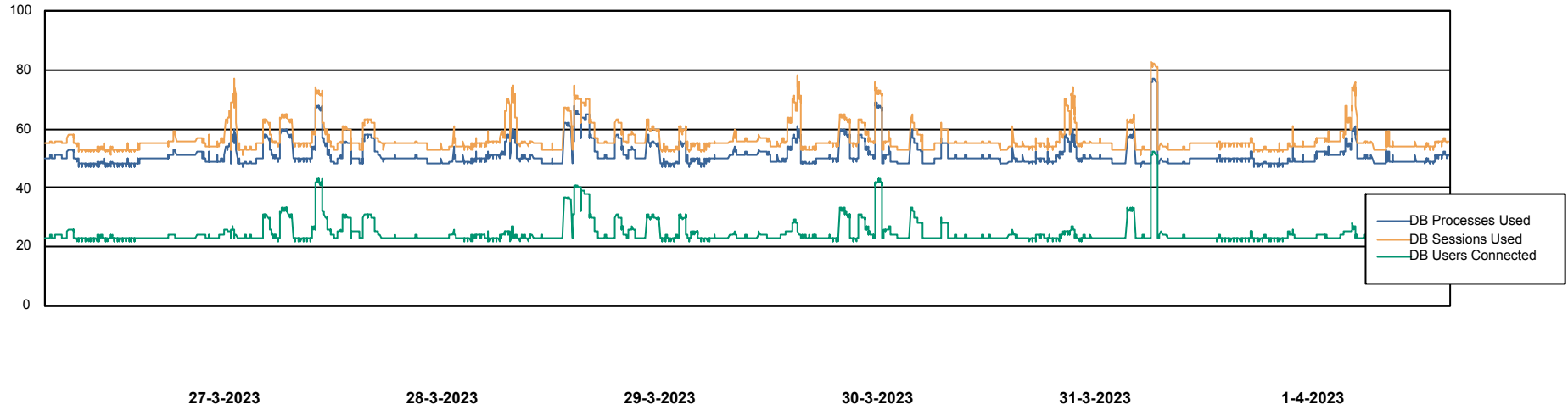


# Weekly SLA Customer Report

Customer DFD\_Production  
Database ID 39



## Database Performance DFDDDBI\_Production



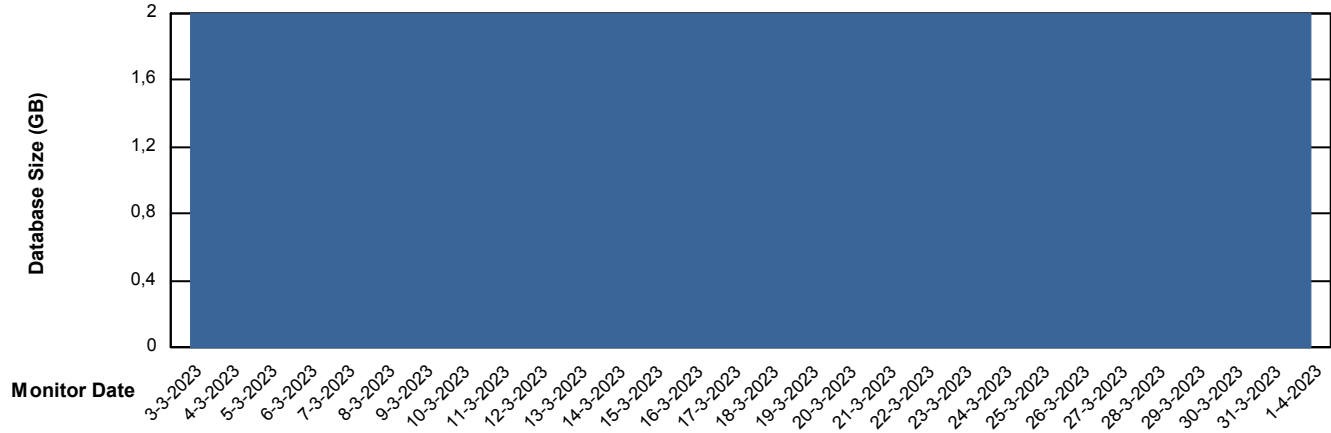
# Weekly SLA Customer Report

Customer DFD\_Production  
 Database ID 39



DATABASE SIZE DFDDDB\_Production

Database growth over last month



Database Tablespace DFDDDB\_Production

Date	Tablespace Name	Filesize (Gb)	Usedsize (Gb)	Percentage free
1-4-2023	ABSDATA	100	0	100
	INDX	199	0	100
31-3-2023	ABSDATA	100	0	100
	INDX	199	0	100
30-3-2023	ABSDATA	100	0	100
	INDX	199	0	100
29-3-2023	ABSDATA	100	0	100
	INDX	199	0	100
28-3-2023	ABSDATA	100	0	100
	INDX	199	0	100
27-3-2023	ABSDATA	100	0	100
	INDX	199	0	100
26-3-2023	ABSDATA	100	0	100
	INDX	199	0	100

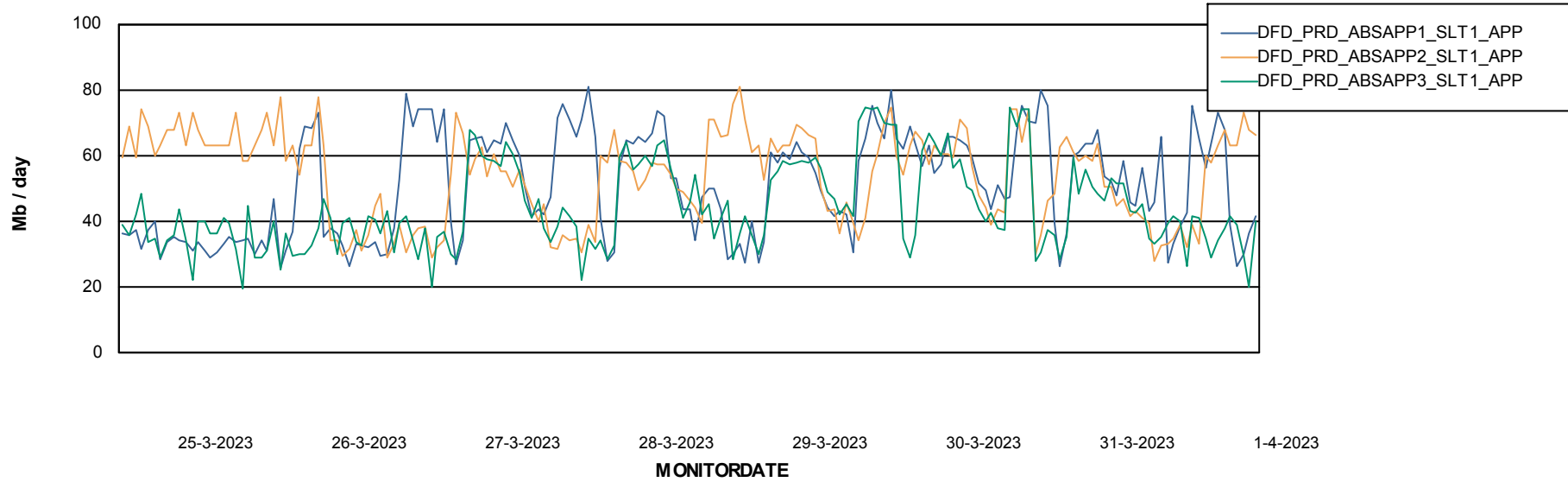
# Weekly SLA Customer Report

Customer DFD\_Production  
Database ID 39

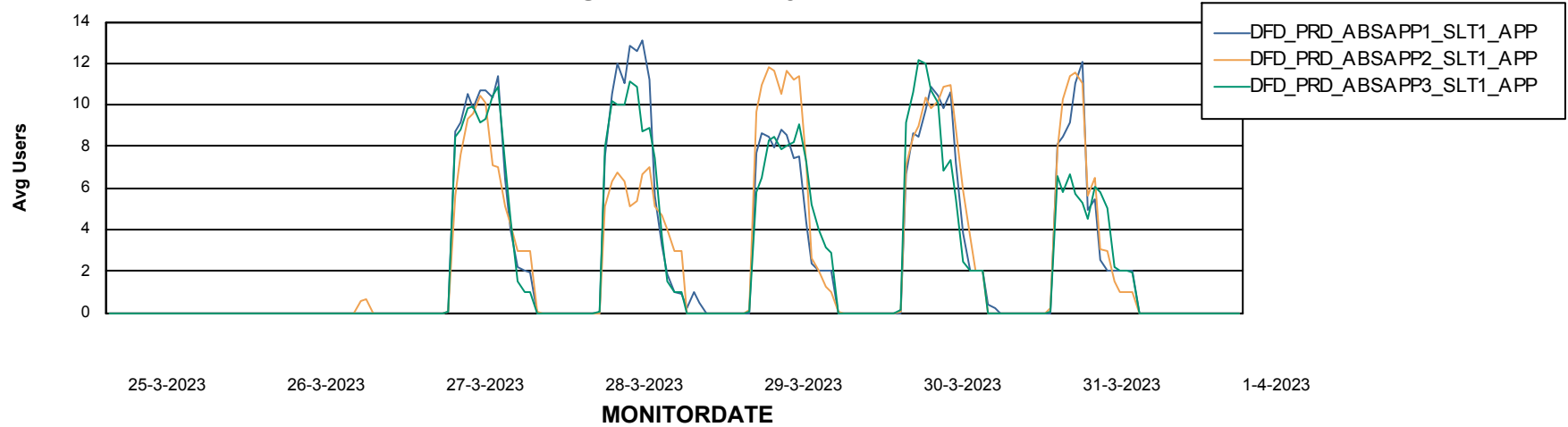


## ABSSolute Application Server Services

### Avg memory used per ABS Server Service



### Avg users per day per ABS server



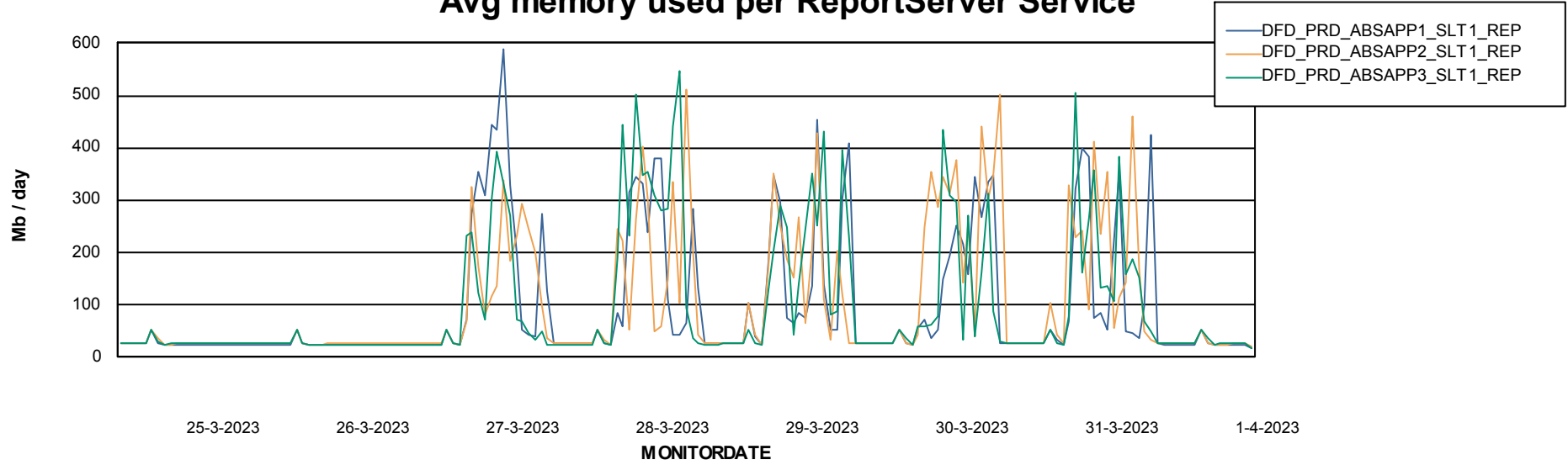
# Weekly SLA Customer Report

Customer DFD\_Production  
Database ID 39



## ABSSolute Application ReportServer Services

### Avg memory used per ReportServer Service



### Disaster per ABS component

