

Weekly SLA Customer Report

Customer CIW Production
 Database ID 45



Harddisk Usage CIW_PRD_ORACLE1

	Free disk space on c: (%)	Total disk space on c: (Gb)	Free disk space on d: (%)	Total disk space on d: (Gb)	Free disk space on e: (%)	Total disk space on e: (Gb)
1-4-2023	90	700	43	700	100	831
31-3-2023	90	700	44	700	100	831
30-3-2023	90	700	45	700	100	831
29-3-2023	90	700	47	700	100	831
28-3-2023	90	700	32	700	100	831
27-3-2023	90	700	14	700	100	831
26-3-2023	90	700	15	700	100	831

Harddisk Usage CIW_PRD_ORACLE2

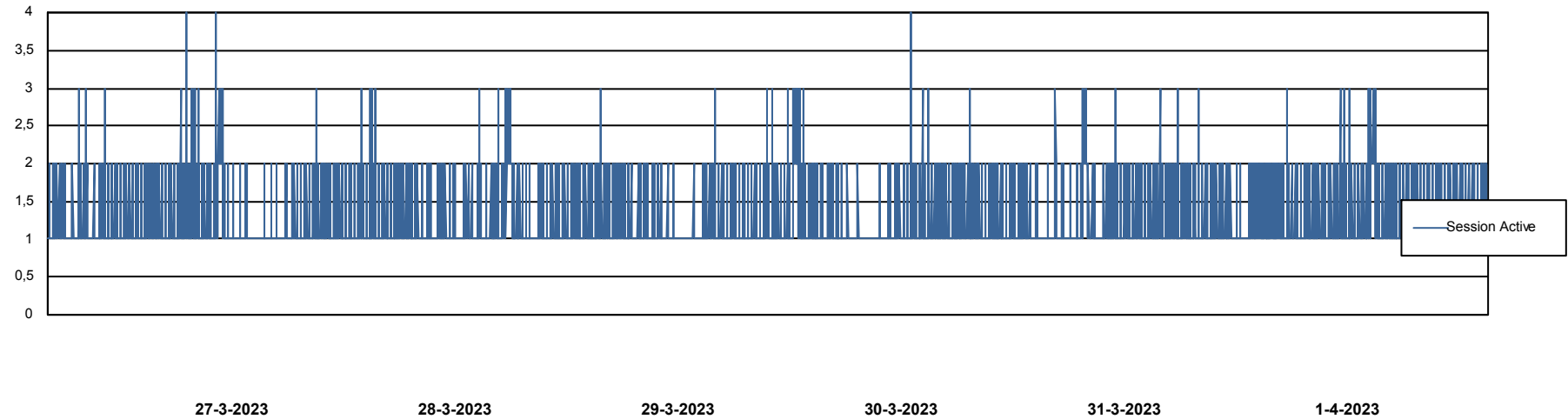
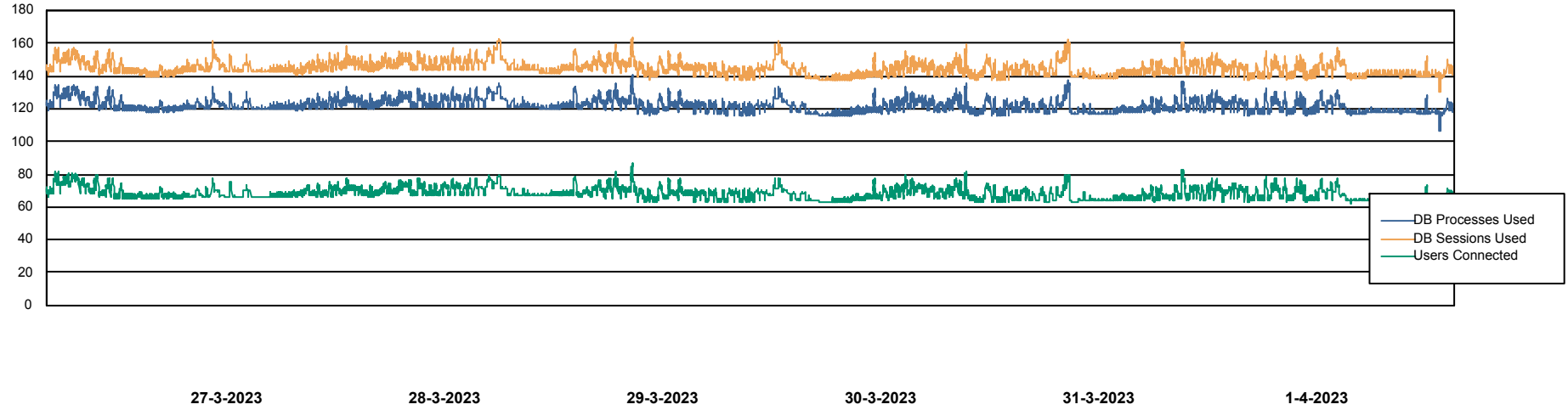
	Free disk space on c: (%)	Total disk space on c: (Gb)	Free disk space on d: (%)	Total disk space on d: (Gb)	Free disk space on e: (%)	Total disk space on e: (Gb)
1-4-2023	88	701	47	700	98	830
31-3-2023	88	701	47	700	98	830
30-3-2023	88	701	47	700	98	830
29-3-2023	88	701	47	700	98	830
28-3-2023	88	701	32	700	98	830
27-3-2023	88	701	15	700	98	830
26-3-2023	88	701	15	700	98	830

Weekly SLA Customer Report

Customer CIW Production
Database ID 45



Database Performance CIWDB_Production

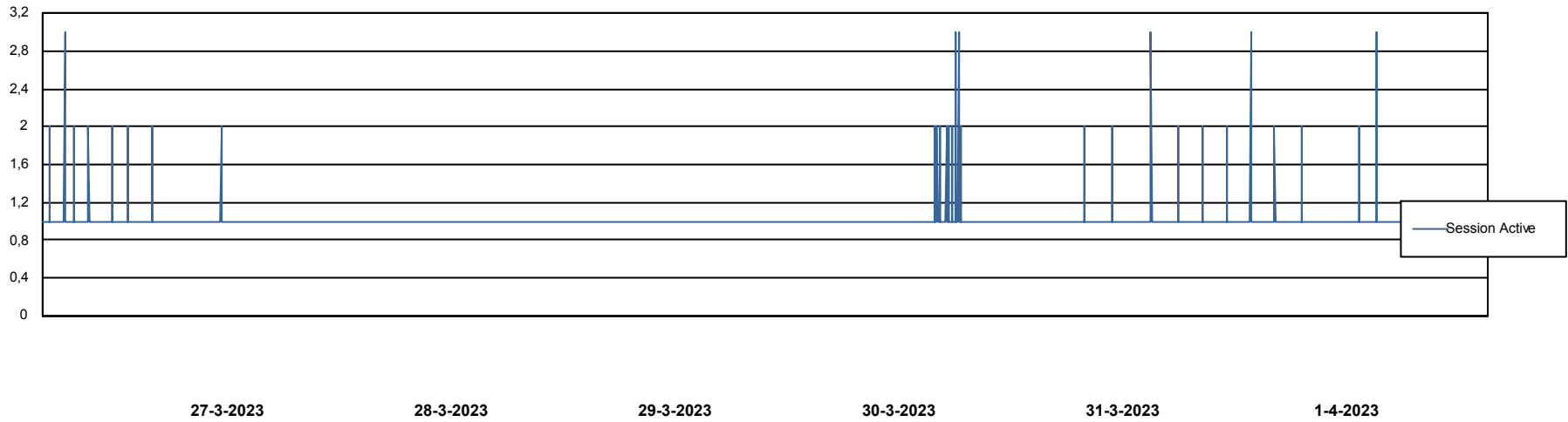
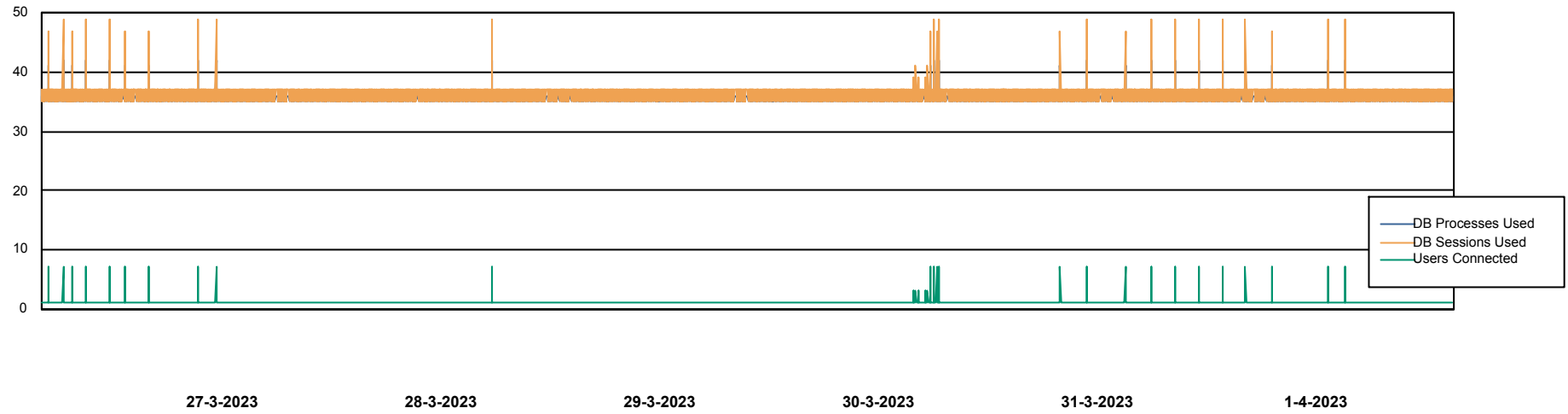


Weekly SLA Customer Report

Customer CIW Production
Database ID 45



Database Performance CIWDB_Standby



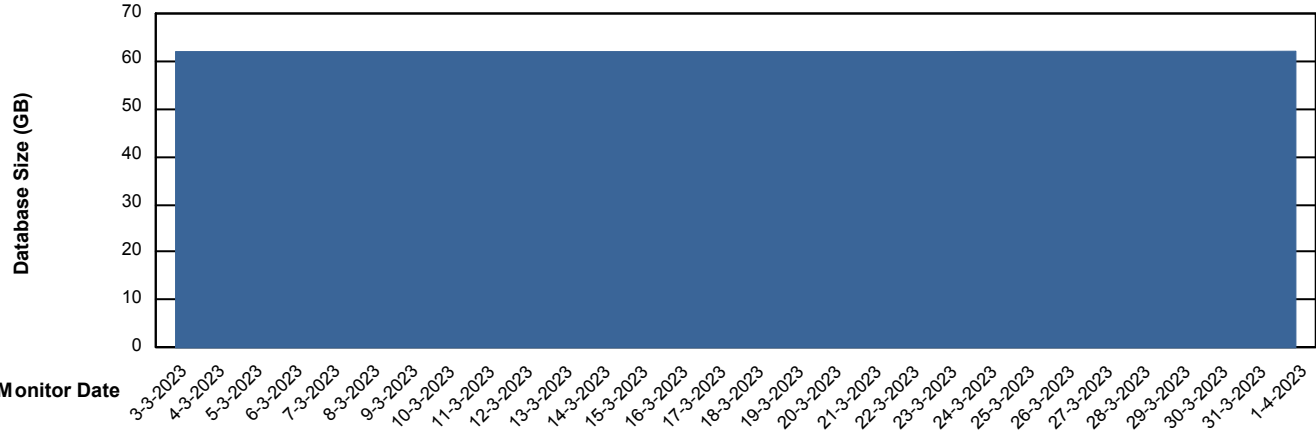
Weekly SLA Customer Report

Customer CIW Production
 Database ID 45



DATABASE SIZE CIWDB_Production

Database growth over last month



Database Tablespace CIWDB_Production

Date	Tablespace Name	Filesize (Gb)	Usedsize (Gb)	Percentage free
1-4-2023	ABSDATA	57	48	16
	INDX	12	7	42
31-3-2023	ABSDATA	57	48	16
	INDX	12	7	42
30-3-2023	ABSDATA	57	48	16
	INDX	12	7	42
29-3-2023	ABSDATA	57	48	16
	INDX	12	7	42
28-3-2023	ABSDATA	57	48	16
	INDX	12	7	42
27-3-2023	ABSDATA	57	48	16
	INDX	12	7	42
26-3-2023	ABSDATA	57	48	16
	INDX	12	7	42

Weekly SLA Customer Report

Customer CIW Production
Database ID 45



Standby Database Health CIW Production

Recovery lag for last 7 days

