

Weekly SLA Customer Report

Customer KLA_Production
Database ID 65



Harddisk Usage KLA_PRD_KLAHQORA03

	Free disk space on C: (%)	Total disk space on C: (Gb)	Used disk space on C: (Gb)	Free disk space on D: (%)	Total disk space on D: (Gb)	Used disk space on D: (Gb)
11-3-2023	26	150	111	51	250	122
10-3-2023	26	150	110	51	250	123
9-3-2023	26	150	110	51	250	122
8-3-2023	26	150	110	51	250	123
7-3-2023	27	150	109	51	250	123
6-3-2023	27	150	109	51	250	122
5-3-2023	27	150	109	51	250	123

Harddisk Usage KLA_PRD_KLAHQWEB02

	Free disk space on C: (%)	Total disk space on C: (Gb)	Used disk space on C: (Gb)
11-3-2023	44	39	22
10-3-2023	44	39	22
9-3-2023	42	39	23
8-3-2023	40	39	24
7-3-2023	47	39	21
6-3-2023	47	39	21
5-3-2023	48	39	21

Weekly SLA Customer Report

Customer KLA_Production
 Database ID 65



Harddisk Usage KLA_STB_KLAHQORA04

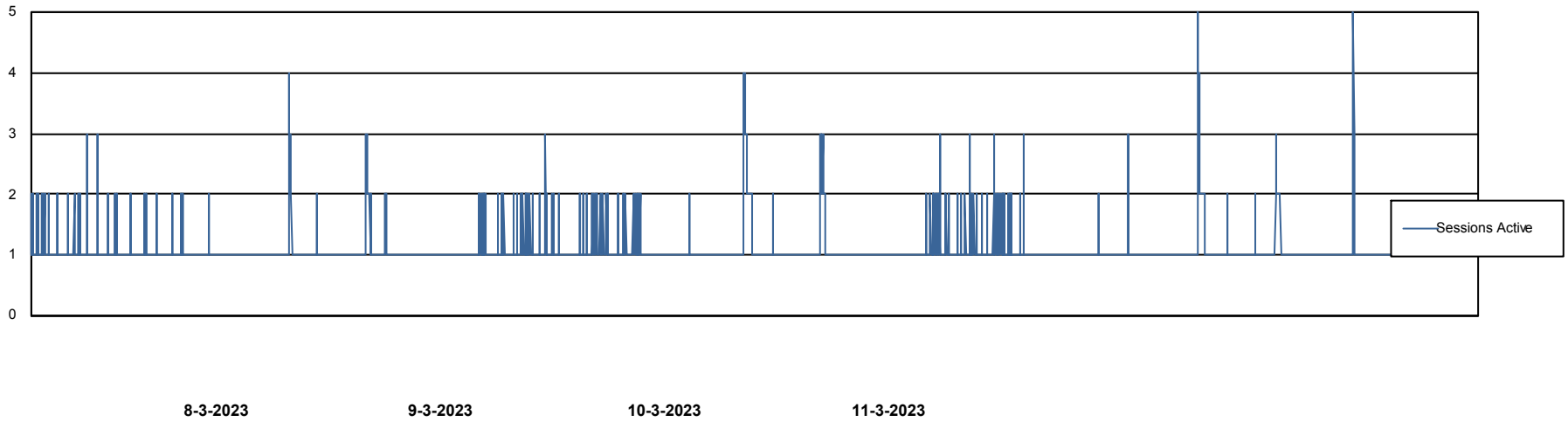
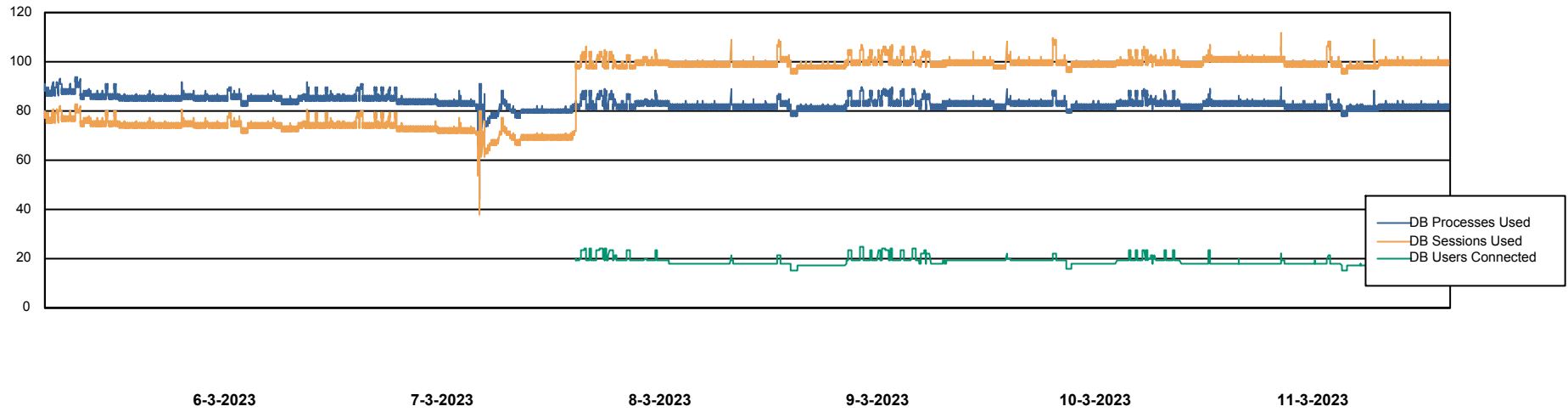
	Free disk space on C: (%)	Total disk space on C: (Gb)	Used disk space on C: (Gb)	Free disk space on D: (%)	Total disk space on D: (Gb)	Used disk space on D: (Gb)
11-3-2023	43	250	143	23	200	155
10-3-2023	43	250	143	22	200	155
9-3-2023	43	250	143	22	200	155
8-3-2023	43	250	143	22	200	156
7-3-2023	43	250	142	22	200	155
6-3-2023	43	250	142	22	200	155
5-3-2023	43	250	142	22	200	156

Weekly SLA Customer Report

Customer KLA_Production
Database ID 65



Database Performance KLA_PRD_KLAHQORA03_DB



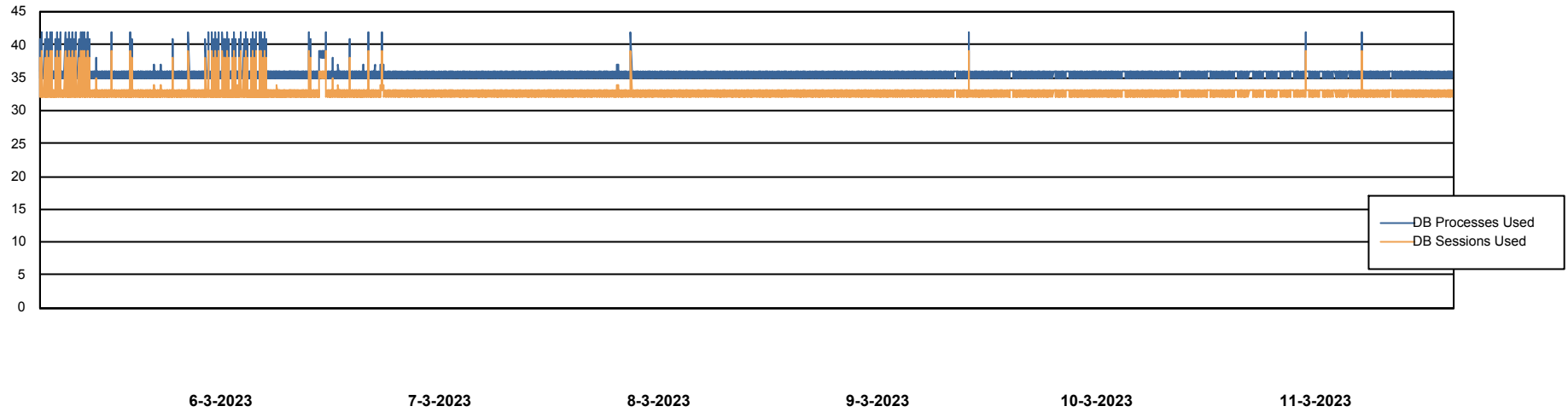
Weekly SLA Customer Report

Customer KLA_Production
Database ID 65



Database Performance KLA_STB_KLAHQORA04_DB

DB Processes Max 1,000


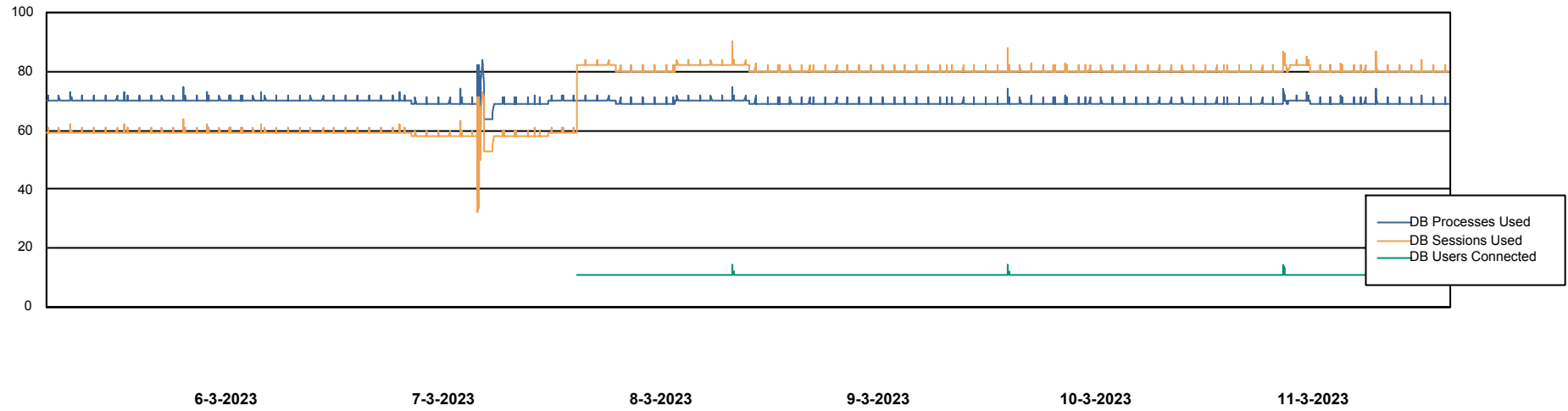


Weekly SLA Customer Report

Customer KLA_Production
Database ID 65



Database Performance KLA_TST_KLAHQORA04_DB



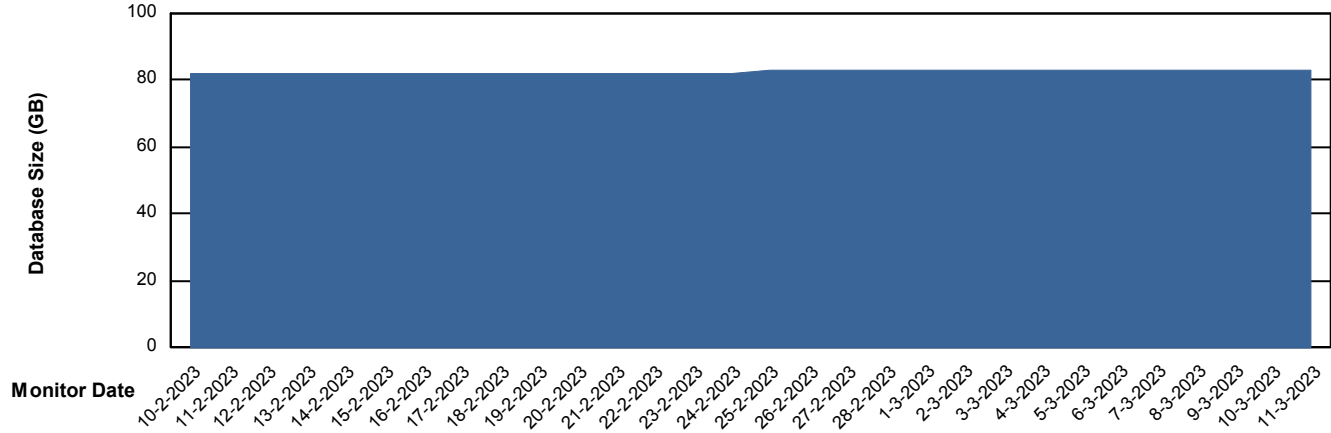
Weekly SLA Customer Report

Customer KLA_Production
Database ID 65



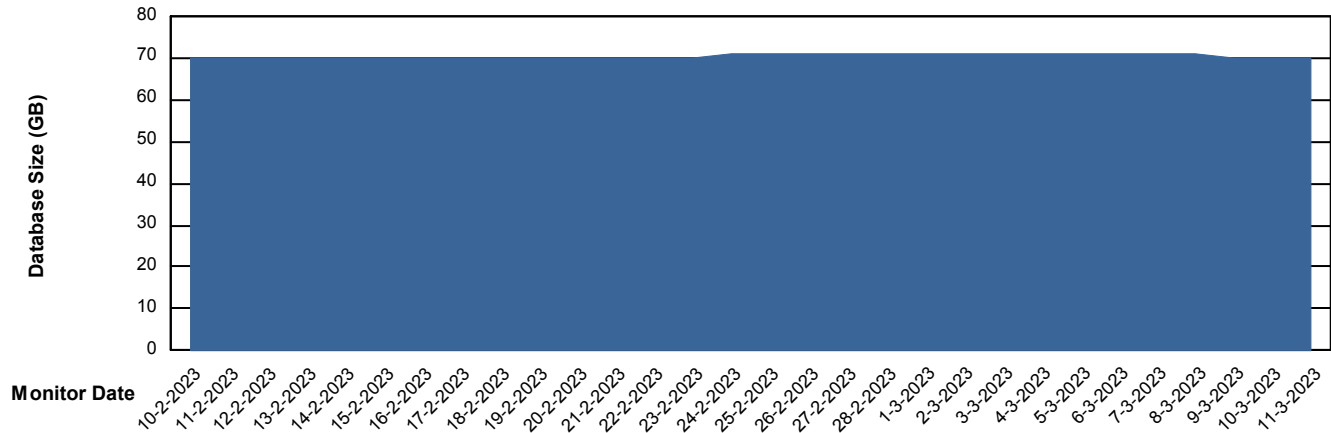
DATABASE SIZE KLA_PRD_KLAHQORA03_DB

Database growth over last month



DATABASE SIZE KLA_TST_KLAHQORA04_DB

Database growth over last month



Weekly SLA Customer Report

Customer KLA_Production
Database ID 65



Database Tablespace KLA_PRD_KLAHQORA03_DB

Date	Tablespace Name	Filesize (Gb)	Usedsize (Gb)	Percentage free
11-3-2023	ABSDATA	52	43	17
	INDX	44	36	18
10-3-2023	ABSDATA	52	43	17
	INDX	44	36	18
9-3-2023	ABSDATA	52	43	17
	INDX	44	36	18
8-3-2023	ABSDATA	52	43	17
	INDX	44	36	18
7-3-2023	ABSDATA	52	43	17
	INDX	44	36	18
6-3-2023	ABSDATA	52	43	17
	INDX	44	36	18
5-3-2023	ABSDATA	52	43	17
	INDX	44	36	18

Weekly SLA Customer Report

Customer KLA_Production
 Database ID 65

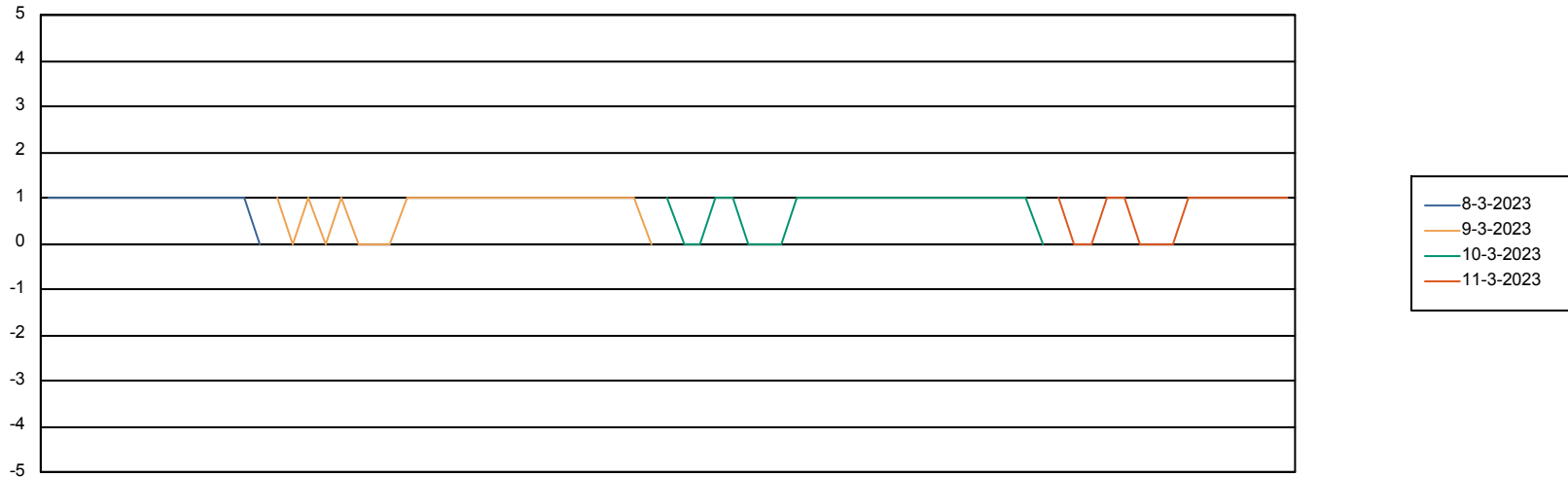


Database Tablespace KLA_TST_KLAHQORA04_DB

Date	Tablespace Name	Filesize (Gb)	Usedsize (Gb)	Percentage free
11-3-2023	ABSDATA	44	31	28
	INDX	37	25	34
10-3-2023	ABSDATA	44	31	28
	INDX	37	25	34
9-3-2023	ABSDATA	44	31	28
	INDX	37	25	34
8-3-2023	ABSDATA	44	31	28
	INDX	37	25	34
7-3-2023	ABSDATA	44	31	28
	INDX	37	25	34
6-3-2023	ABSDATA	44	31	28
	INDX	37	25	34
5-3-2023	ABSDATA	44	31	28
	INDX	37	25	34

Standby Database Health KLA_Production

Recovery lag for last 7 days



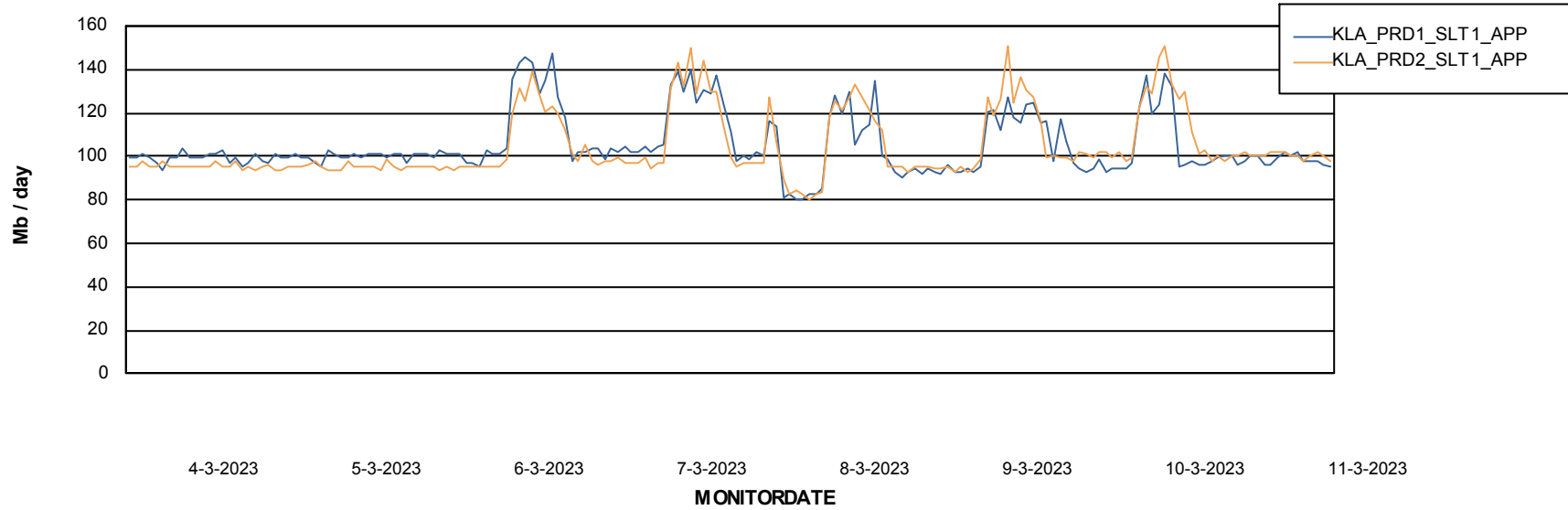
Weekly SLA Customer Report

Customer KLA_Production
Database ID 65

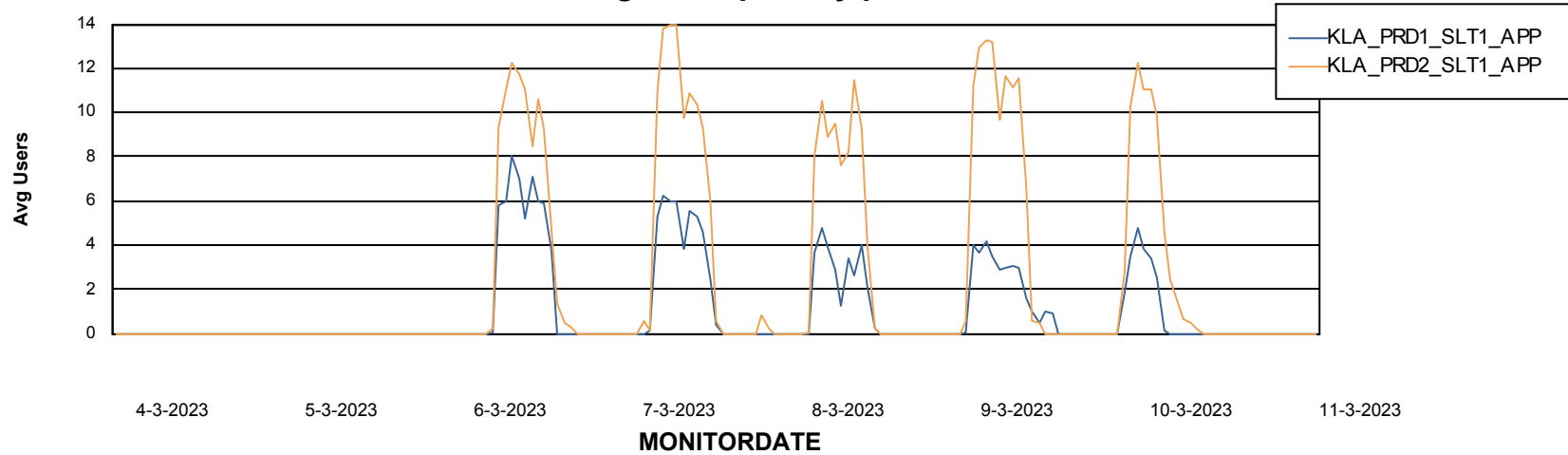


ABSSolute Application Server Services

Avg memory used per ABS Server Service



Avg users per day per ABS server



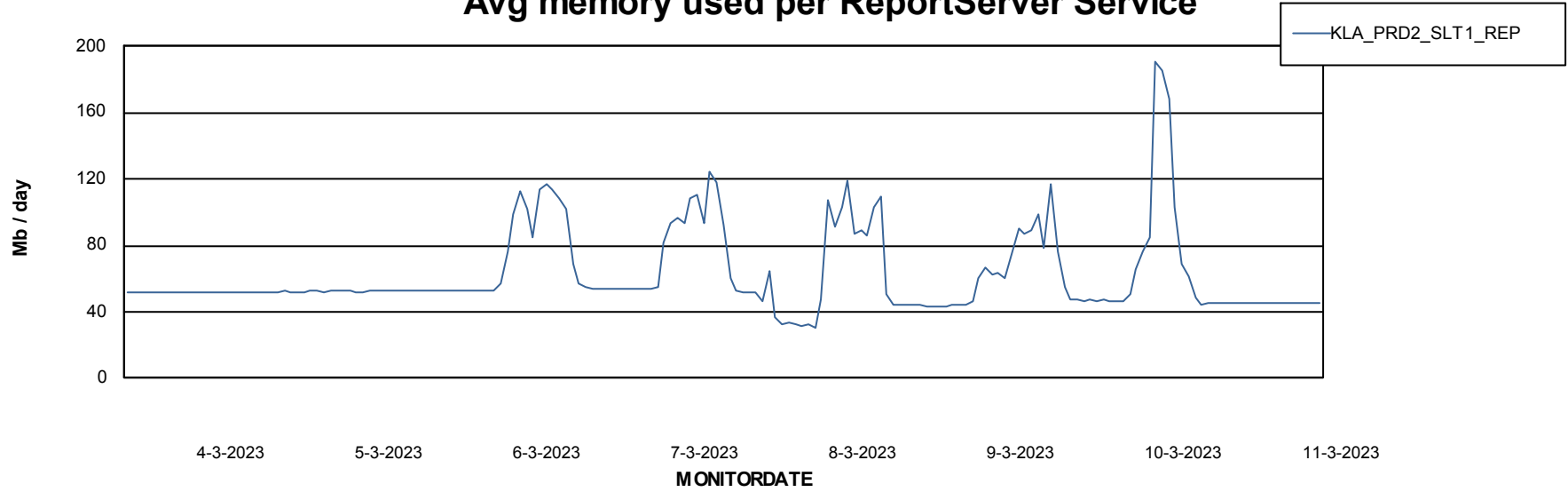
Weekly SLA Customer Report

Customer KLA_Production
Database ID 65



ABSSolute Application ReportServer Services

Avg memory used per ReportServer Service



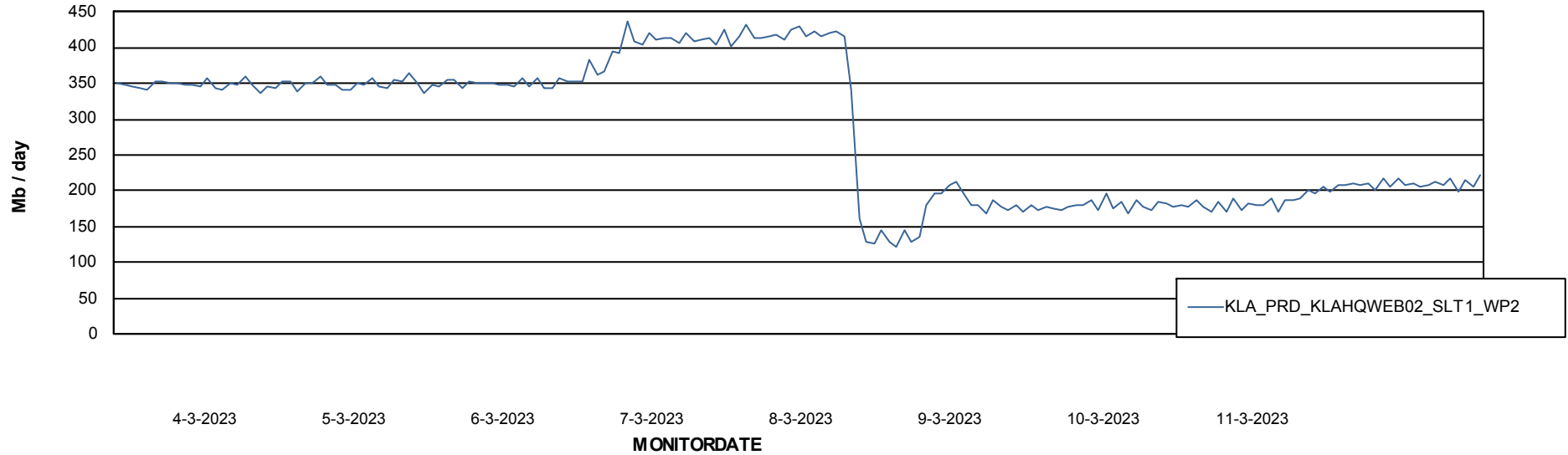
Weekly SLA Customer Report

Customer KLA_Production
Database ID 65



ABSSolute Web Component Services

Avg memory used per ABS Web component



Weekly SLA Customer Report

Customer KLA_Production
Database ID 65



Disaster per ABS component

