

# Weekly SLA Customer Report

Customer ECL\_Production  
Database ID 156



## Harddisk Usage ECL\_PRD\_ECLABS

	Free disk space on C: (%)	Total disk space on C: (Gb)	Used disk space on C: (Gb)	Free disk space on E: (%)	Total disk space on E: (Gb)	Used disk space on E: (Gb)
11-3-2023	73	199	53	64	500	178
10-3-2023	74	199	53	64	500	181
9-3-2023	74	199	53	65	500	175
8-3-2023	74	199	53	64	500	181
7-3-2023	74	199	53	64	500	178
6-3-2023	74	199	53	64	500	178
5-3-2023	74	199	53	63	500	183

## Harddisk Usage ECL\_PRD\_ECLABS-TEST

	Free disk space on C: (%)	Total disk space on C: (Gb)	Used disk space on C: (Gb)	Free disk space on E: (%)	Total disk space on E: (Gb)	Used disk space on E: (Gb)
11-3-2023	75	199	50	50	500	251
10-3-2023	75	199	51	49	500	254
9-3-2023	74	199	51	50	500	249
8-3-2023	74	199	51	49	500	254
7-3-2023	74	199	51	50	500	251
6-3-2023	74	199	52	50	500	251
5-3-2023	74	199	52	49	500	257

# Weekly SLA Customer Report

Customer ECL\_Production  
Database ID 156



Harddisk Usage ECL\_PRD\_ECLABS-WEB

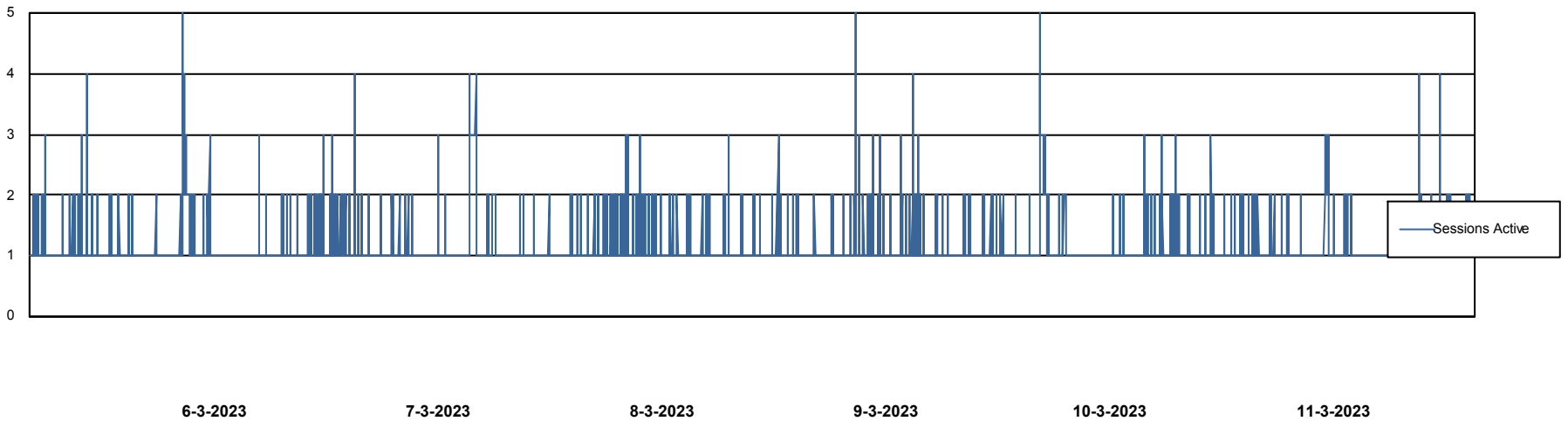
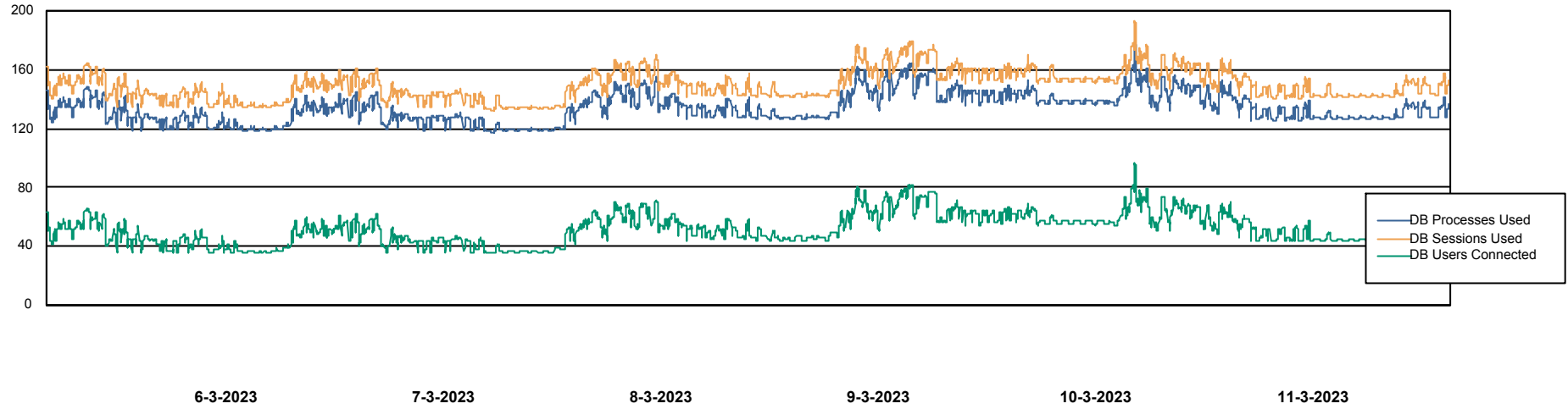
	Free disk space on C: (%)	Total disk space on C: (Gb)	Used disk space on C: (Gb)
11-3-2023	70	99	30
10-3-2023	70	99	30
9-3-2023	70	99	30
8-3-2023	70	99	30
7-3-2023	70	99	30
6-3-2023	70	99	30
5-3-2023	70	99	30

# Weekly SLA Customer Report

Customer ECL\_Production  
Database ID 156



## Database Performance ECL\_PRD\_ECLABS\_DB\_Production



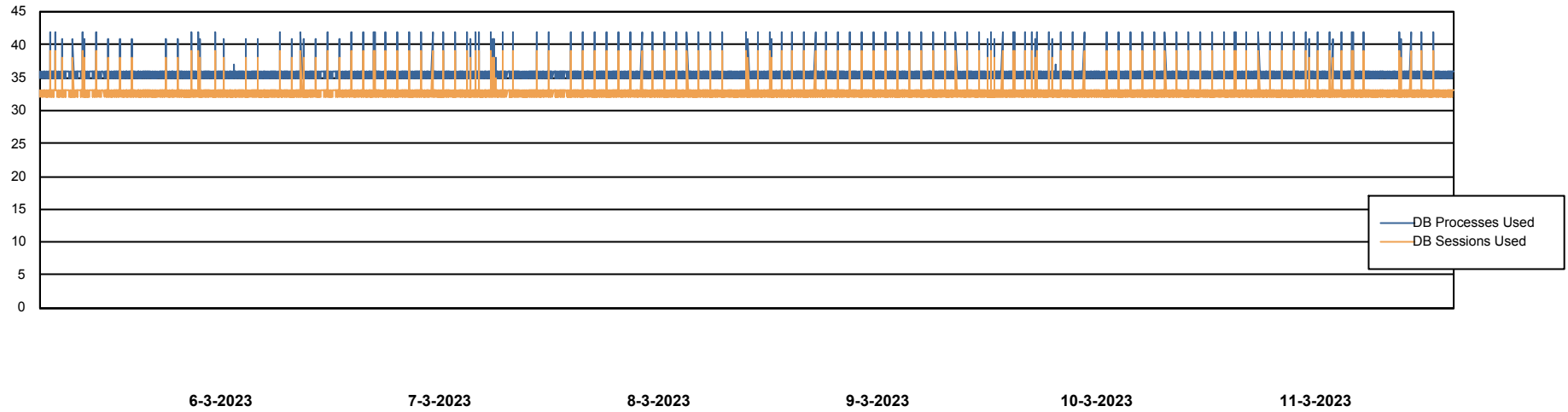
# Weekly SLA Customer Report

Customer ECL\_Production  
Database ID 156



Database Performance ECL\_TEST\_ECLABS-TEST\_DB\_STB (ECL\_Standby DB)

DB Processes Max 1,000



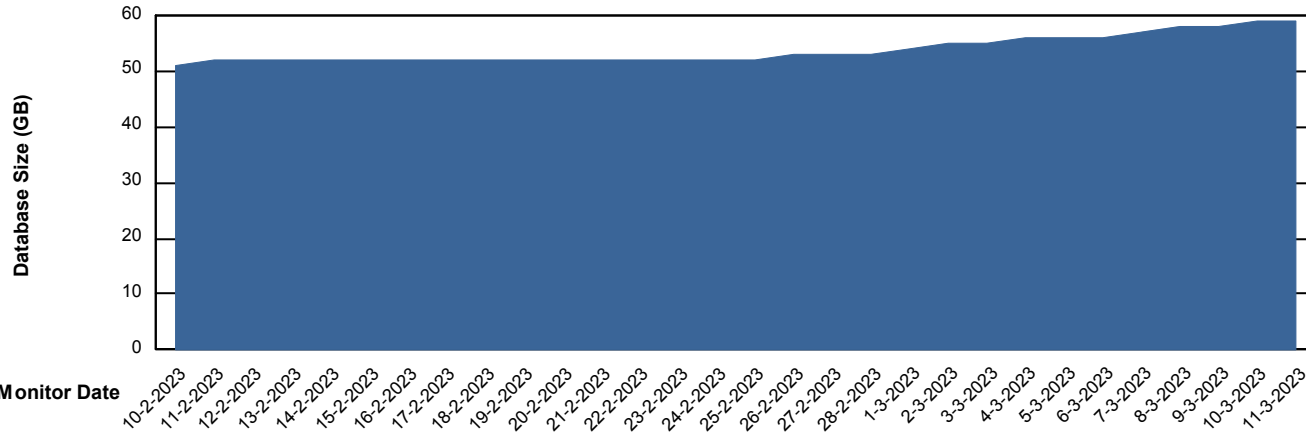
# Weekly SLA Customer Report

Customer ECL\_Production  
 Database ID 156



DATABASE SIZE ECL\_PRD\_ECLABS\_DB\_Production

Database growth over last month



Database Tablespace ECL\_PRD\_ECLABS\_DB\_Production

Date	Tablespace Name	Filesize (Gb)	Usedsize (Gb)	Percentage free
11-3-2023	ABSDATA	81	44	46
	INDX	10	5	53
10-3-2023	ABSDATA	81	44	46
	INDX	10	5	53
9-3-2023	ABSDATA	81	44	46
	INDX	10	5	53
8-3-2023	ABSDATA	81	44	46
	INDX	10	5	53
7-3-2023	ABSDATA	81	43	46
	INDX	10	5	53
6-3-2023	ABSDATA	81	43	47
	INDX	10	5	53
5-3-2023	ABSDATA	81	43	47
	INDX	10	5	53

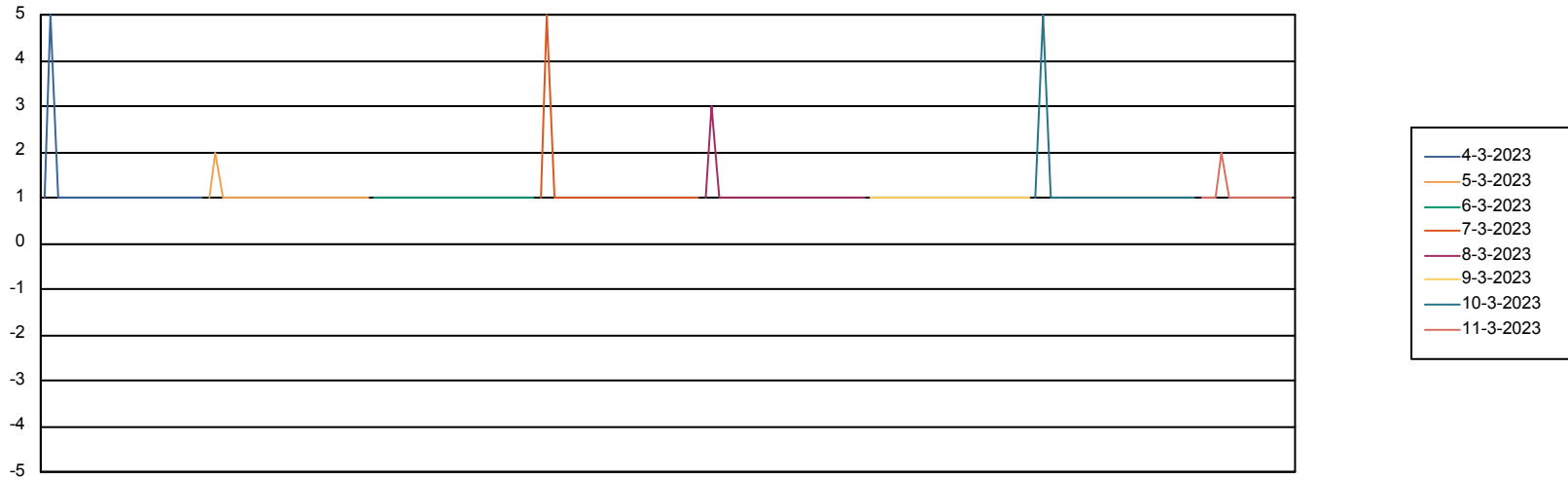
# Weekly SLA Customer Report

Customer ECL\_Production  
Database ID 156



Standby Database Health ECL\_Production

### Recovery lag for last 7 days



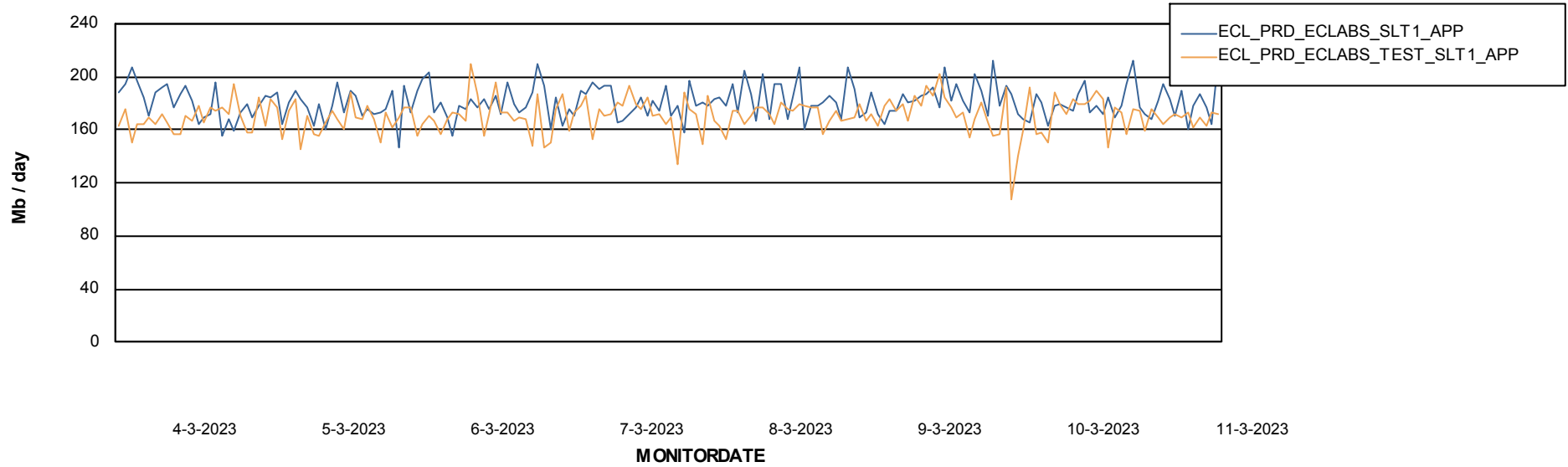
# Weekly SLA Customer Report

Customer ECL\_Production  
Database ID 156

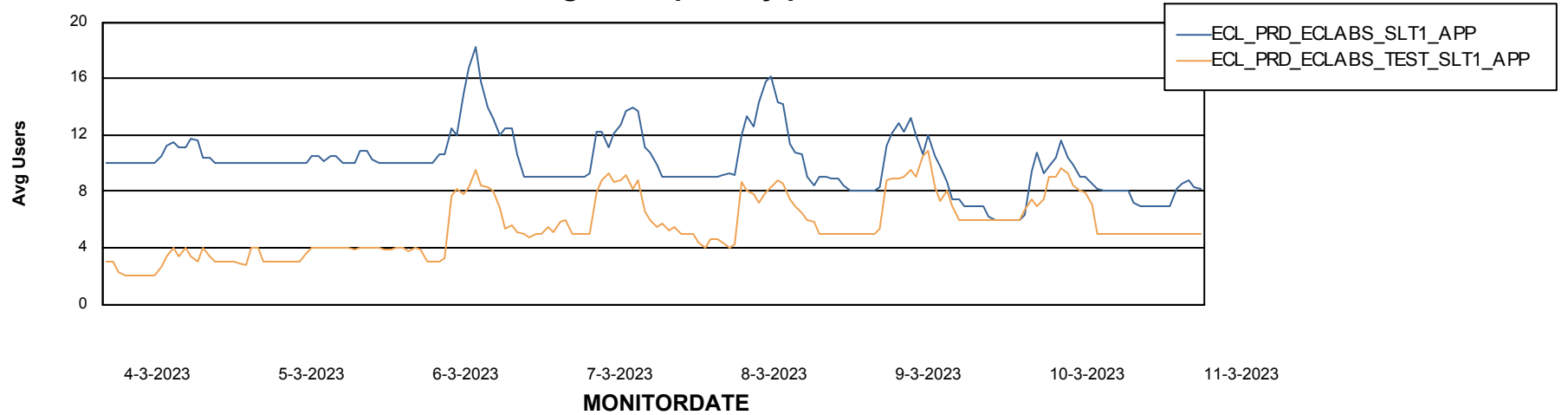


## ABSSolute Application Server Services

### Avg memory used per ABS Server Service



### Avg users per day per ABS server



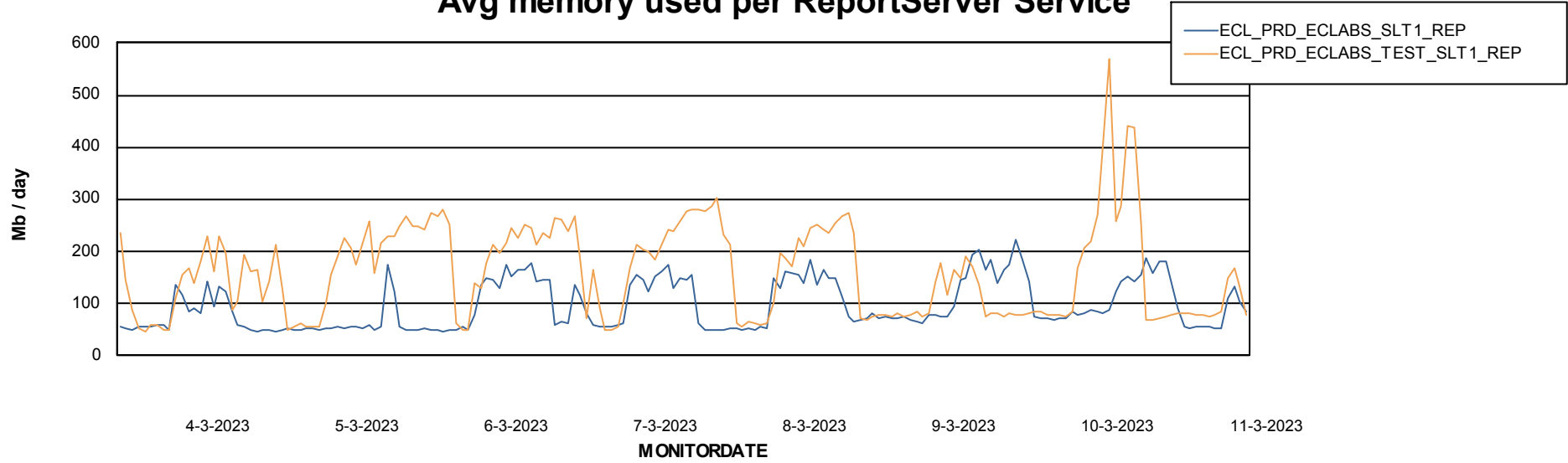
# Weekly SLA Customer Report

Customer ECL\_Production  
Database ID 156



## ABSSolute Application ReportServer Services

### Avg memory used per ReportServer Service



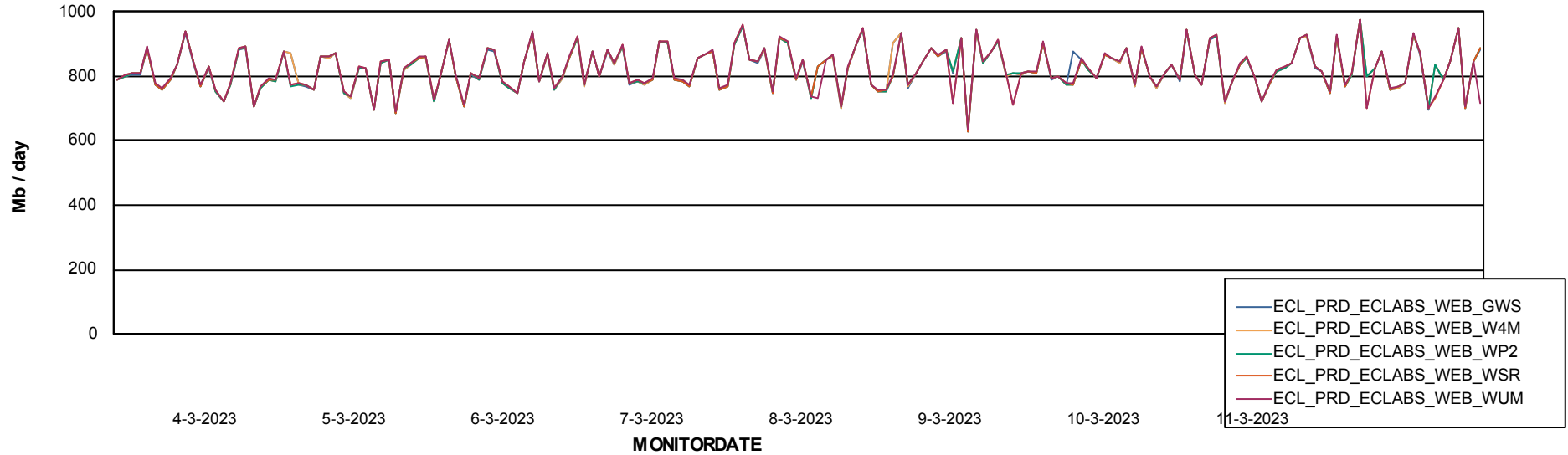
# Weekly SLA Customer Report

Customer ECL\_Production  
Database ID 156



## ABSSolute Web Component Services

### Avg memory used per ABS Web component



# Weekly SLA Customer Report

Customer ECL\_Production  
Database ID 156



## Disaster per ABS component

