

Weekly SLA Customer Report

Customer CIW Production
Database ID 45



Harddisk Usage CIW_PRD_ORACLE1

	Free disk space on c: (%)	Total disk space on c: (Gb)	Free disk space on d: (%)	Total disk space on d: (Gb)	Free disk space on e: (%)	Total disk space on e: (Gb)
11-3-2023	90	700	30	700	100	831
10-3-2023	90	700	32	700	100	831
9-3-2023	90	700	33	700	100	831
8-3-2023	90	700	33	700	100	831
7-3-2023	90	700	34	700	100	831
6-3-2023	90	700	27	700	100	831
5-3-2023	90	700	17	700	100	831

Harddisk Usage CIW_PRD_ORACLE2

	Free disk space on c: (%)	Total disk space on c: (Gb)	Free disk space on d: (%)	Total disk space on d: (Gb)	Free disk space on e: (%)	Total disk space on e: (Gb)
11-3-2023	88	701	18	700	98	830
10-3-2023	88	701	19	700	98	830
9-3-2023	88	701	19	700	98	830
8-3-2023	88	701	19	700	98	830
7-3-2023	88	701	19	700	98	830
6-3-2023	88	701	19	700	98	830
5-3-2023	88	701	20	700	98	830

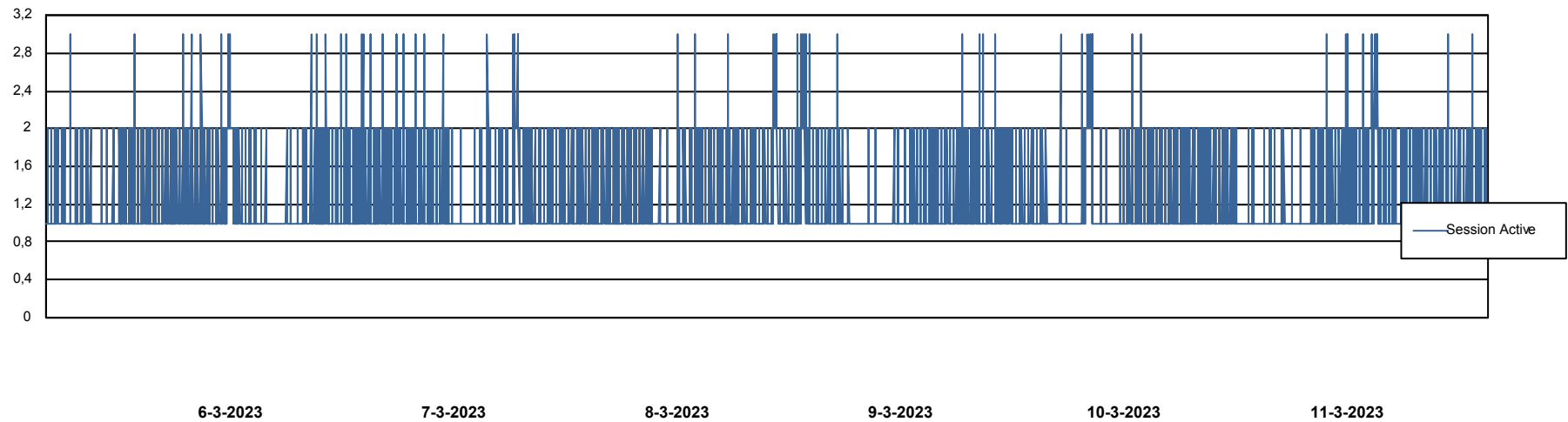
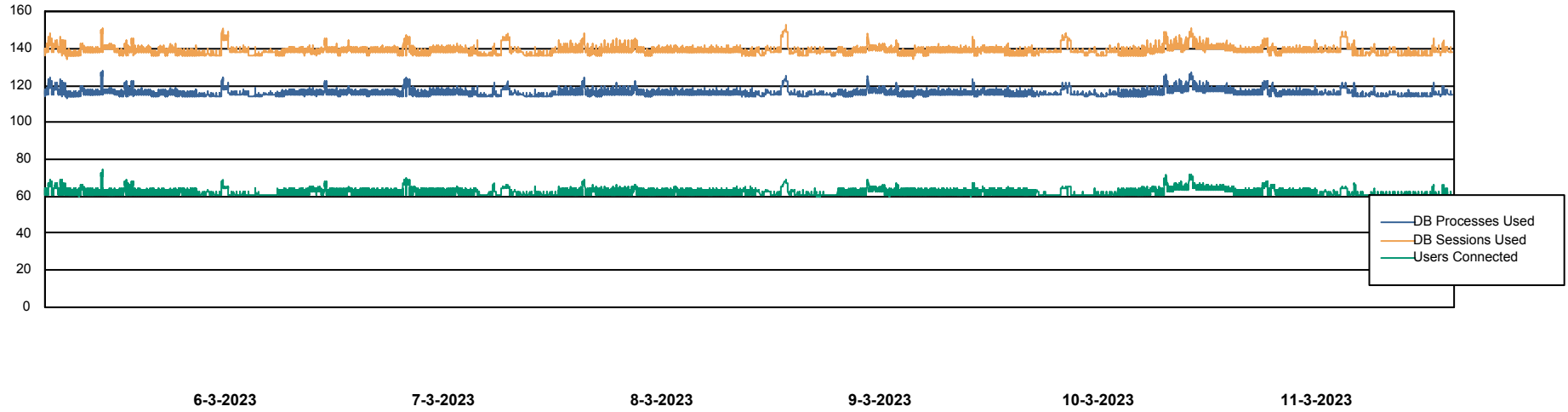
Weekly SLA Customer Report

Customer CIW Production
Database ID 45



Database Performance CIWDB_Production

DB Processes Max 300
DB Sessions Max 472



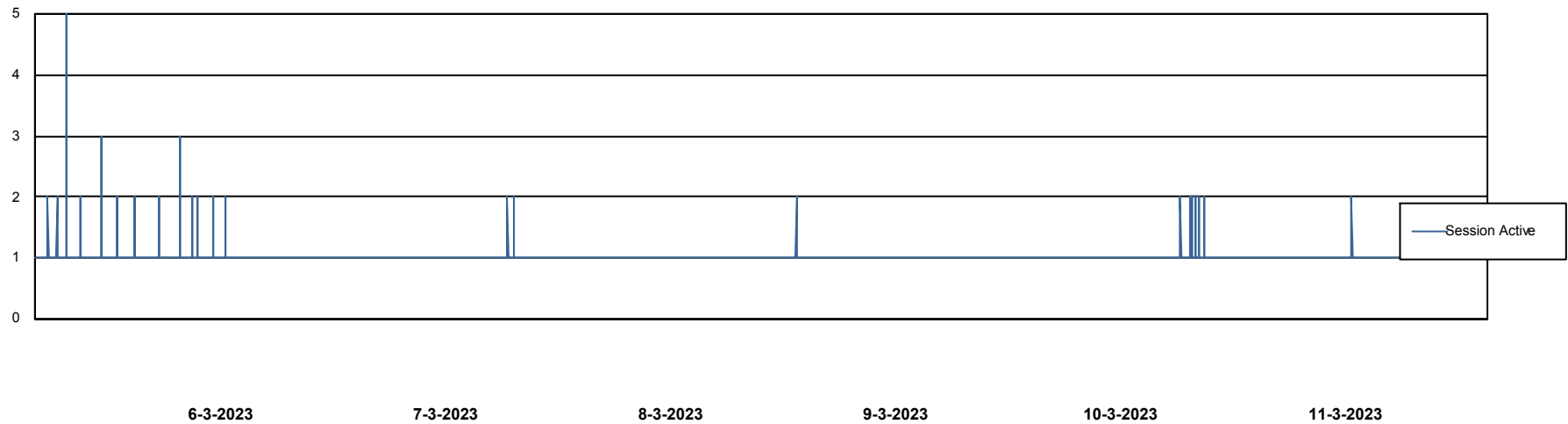
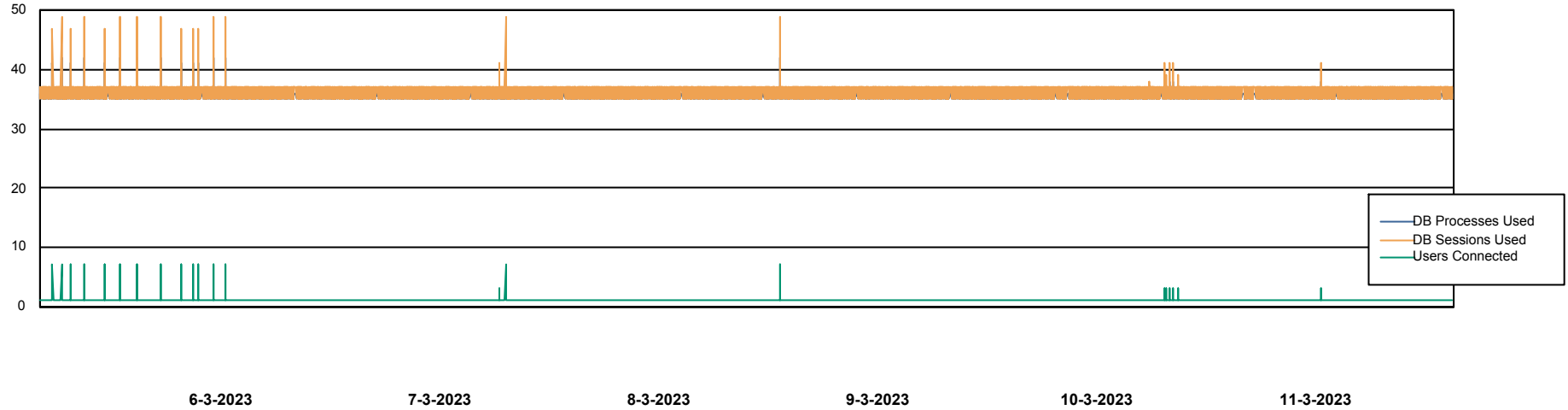
Weekly SLA Customer Report

Customer CIW Production
Database ID 45



Database Performance CIWDB_Standby

DB Processes Max 300
DB Sessions Max 472



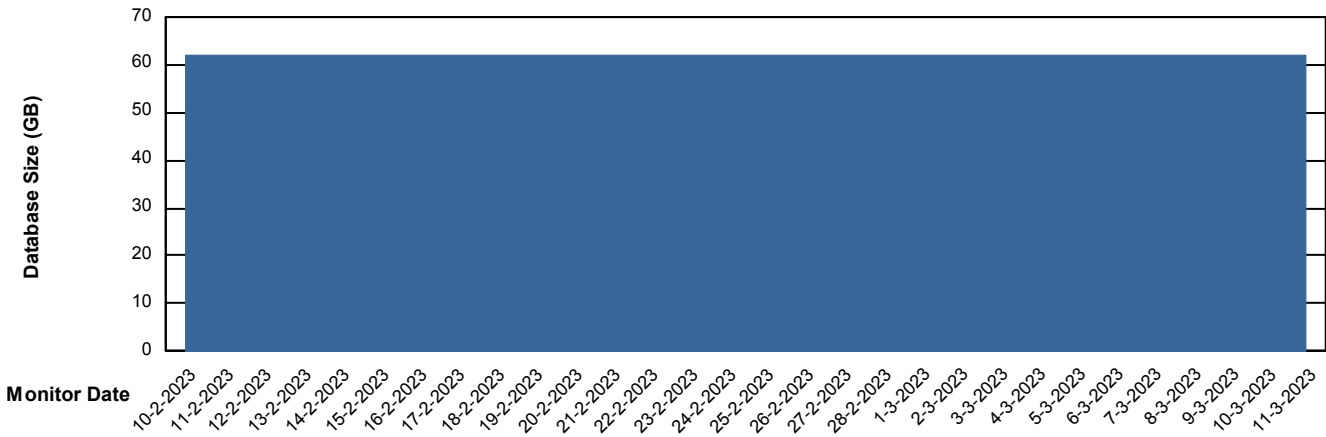
Weekly SLA Customer Report

Customer CIW Production
 Database ID 45



DATABASE SIZE CIWDB_Production

Database growth over last month



Database Tablespace CIWDB_Production

Date	Tablespace Name	Filesize (Gb)	Usedsize (Gb)	Percentage free
11-3-2023	ABSDATA	57	48	16
	INDX	12	7	42
10-3-2023	ABSDATA	57	48	16
	INDX	12	7	42
9-3-2023	ABSDATA	57	48	16
	INDX	12	7	42
8-3-2023	ABSDATA	57	48	16
	INDX	12	7	42
7-3-2023	ABSDATA	57	48	16
	INDX	12	7	42
6-3-2023	ABSDATA	57	48	16
	INDX	12	7	42
5-3-2023	ABSDATA	57	48	16
	INDX	12	7	42

Weekly SLA Customer Report

Customer CIW Production
Database ID 45



Standby Database Health CIW Production

Recovery lag for last 7 days

