

Weekly SLA Customer Report

Customer LLG_Production
 Database ID 53



Harddisk Usage LLG_PRD_APP01

	Free disk space on C: (%)	Total disk space on C: (Gb)	Used disk space on C: (Gb)	Free disk space on D: (%)	Total disk space on D: (Gb)	Used disk space on D: (Gb)
4-3-2023	34	200	132	95	200	10
3-3-2023	34	200	132	95	200	10
2-3-2023	34	200	132	95	200	10
1-3-2023	34	200	132	95	200	10
28-2-2023	34	200	131	95	200	10
27-2-2023	35	200	130	95	200	10
26-2-2023	35	200	130	95	200	10

Harddisk Usage LLG_PRD_APP02

	Free disk space on C: (%)	Total disk space on C: (Gb)	Used disk space on C: (Gb)	Free disk space on D: (%)	Total disk space on D: (Gb)	Used disk space on D: (Gb)
4-3-2023	55	200	91	91	200	18
3-3-2023	55	200	91	91	200	18
2-3-2023	55	200	91	91	200	18
1-3-2023	55	200	91	91	200	18
28-2-2023	55	200	91	91	200	18
27-2-2023	55	200	91	91	200	18
26-2-2023	55	200	91	91	200	18

Weekly SLA Customer Report

Customer LLG_Production
Database ID 53



Harddisk Usage LLG_PRD_BI02

	Free disk space on C: (%)	Total disk space on C: (Gb)	Used disk space on C: (Gb)	Free disk space on D: (%)	Total disk space on D: (Gb)	Used disk space on D: (Gb)
4-3-2023	53	150	71	44	685	382
3-3-2023	53	150	71	45	685	380
2-3-2023	53	150	71	45	685	380
1-3-2023	53	150	71	45	685	380
28-2-2023	53	150	71	45	685	380
27-2-2023	53	150	71	45	685	380
26-2-2023	53	150	71	45	685	380

Harddisk Usage LLG_PRD_OR01

	Free disk space on C: (%)	Total disk space on C: (Gb)	Used disk space on C: (Gb)	Free disk space on D: (%)	Total disk space on D: (Gb)	Used disk space on D: (Gb)	Free disk space on E: (%)	Total disk space on E: (Gb)	Used disk space on E: (Gb)
4-3-2023	83	279	48	52	928	441	19	749	604
3-3-2023	83	279	48	52	928	442	20	749	602
2-3-2023	83	279	48	52	928	441	25	749	560
1-3-2023	83	279	48	52	928	441	25	749	562
28-2-2023	83	279	48	52	928	441	20	749	597
27-2-2023	83	279	48	52	928	441	22	749	581
26-2-2023	83	279	48	52	928	441	31	749	516

Weekly SLA Customer Report

Customer LLG_Production
 Database ID 53



Harddisk Usage LLG_PRD_OR02

	Free disk space on C: (%)	Total disk space on C: (Gb)	Used disk space on C: (Gb)	Free disk space on D: (%)	Total disk space on D: (Gb)	Used disk space on D: (Gb)	Free disk space on E: (%)	Total disk space on E: (Gb)	Used disk space on E: (Gb)
4-3-2023	87	279	37	88	1,117	131	93	559	38
3-3-2023	87	279	37	88	1,117	131	93	559	38
2-3-2023	87	279	37	88	1,117	131	93	559	38
1-3-2023	87	279	37	88	1,117	131	93	559	38
28-2-2023	87	279	37	88	1,117	131	93	559	38
27-2-2023	87	279	37	88	1,117	131	93	559	38
26-2-2023	87	279	37	88	1,117	131	93	559	38

Harddisk Usage LLG_PRD_TS2

	Free disk space on C: (%)	Total disk space on C: (Gb)	Used disk space on C: (Gb)	Free disk space on D: (%)	Total disk space on D: (Gb)	Used disk space on D: (Gb)	Free disk space on E: (%)	Total disk space on E: (Gb)	Used disk space on E: (Gb)
4-3-2023	23	279	215	59	993	410	54	684	314
3-3-2023	23	279	215	59	993	410	54	684	314
2-3-2023	23	279	215	59	993	410	54	684	314
1-3-2023	23	279	215	59	993	410	54	684	313
28-2-2023	23	279	215	59	993	410	54	684	317
27-2-2023	23	279	215	59	993	410	46	684	370
26-2-2023	23	279	215	59	993	410	54	684	312

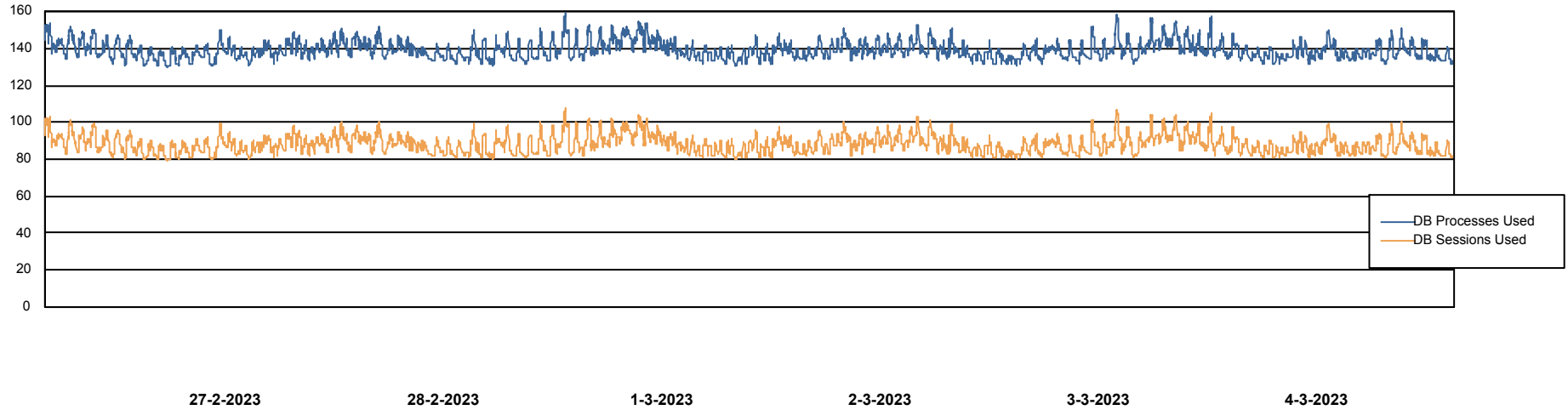
Weekly SLA Customer Report

Customer LLG_Production
Database ID 53



Database Performance LIGDB_Production

DB Processes Max 300
DB Sessions Max 4



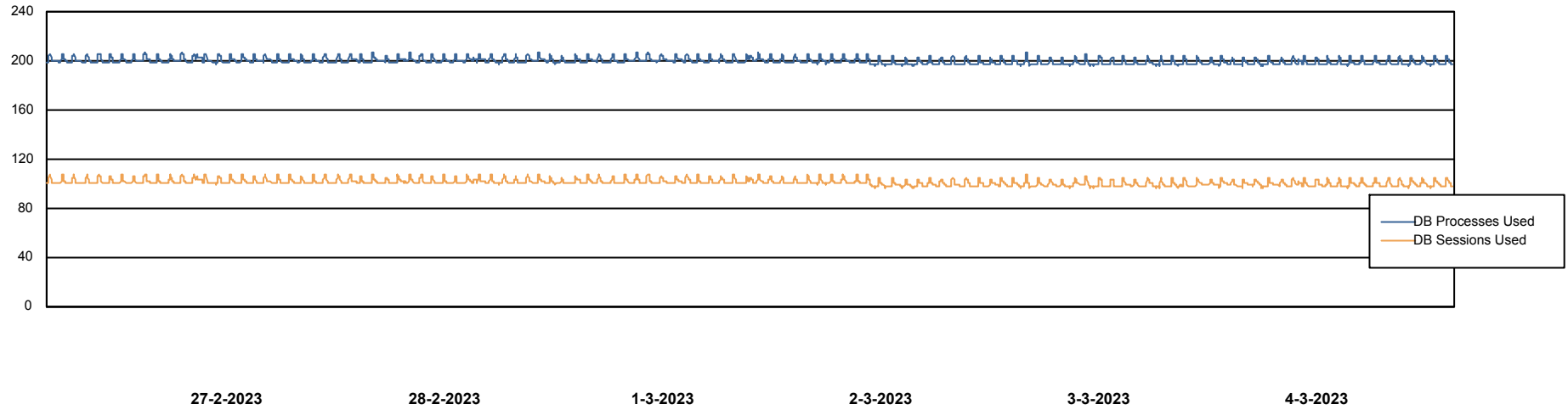
Weekly SLA Customer Report

Customer LLG_Production
Database ID 53



Database Performance LLGDB_Standby_TS2

DB Processes Max 300
DB Processes Max 4
DB Processes Max 0



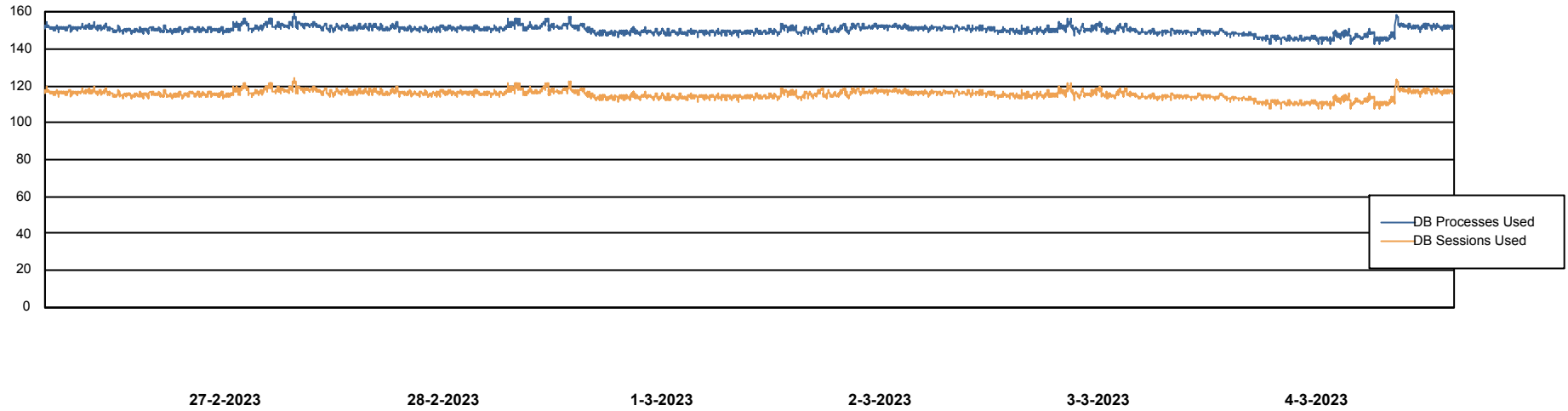
Weekly SLA Customer Report

Customer LLG_Production
Database ID 53



Database Performance LLGDBBI_Production

DB Processes Max 1,000



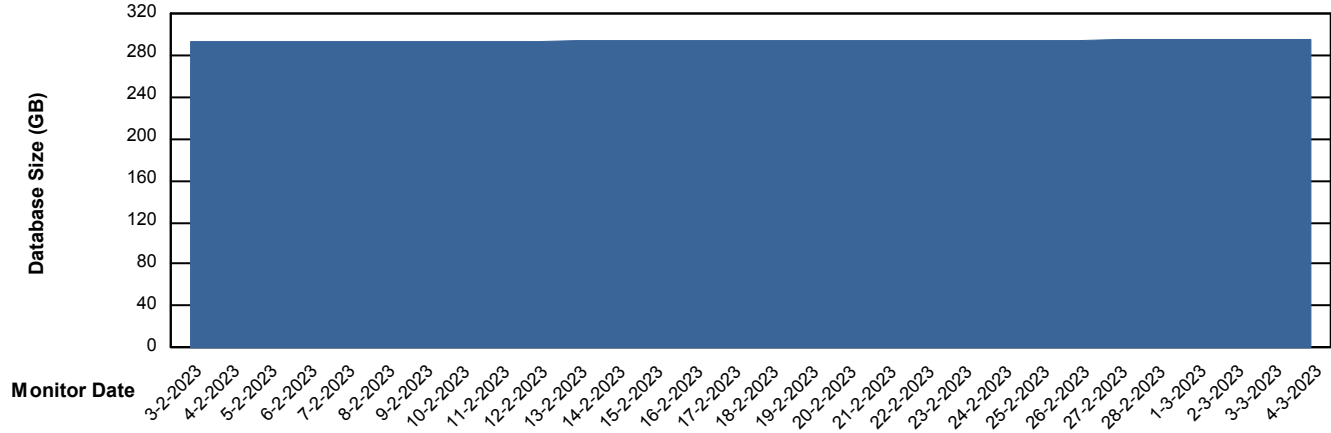
Weekly SLA Customer Report

Customer LLG_Production
Database ID 53



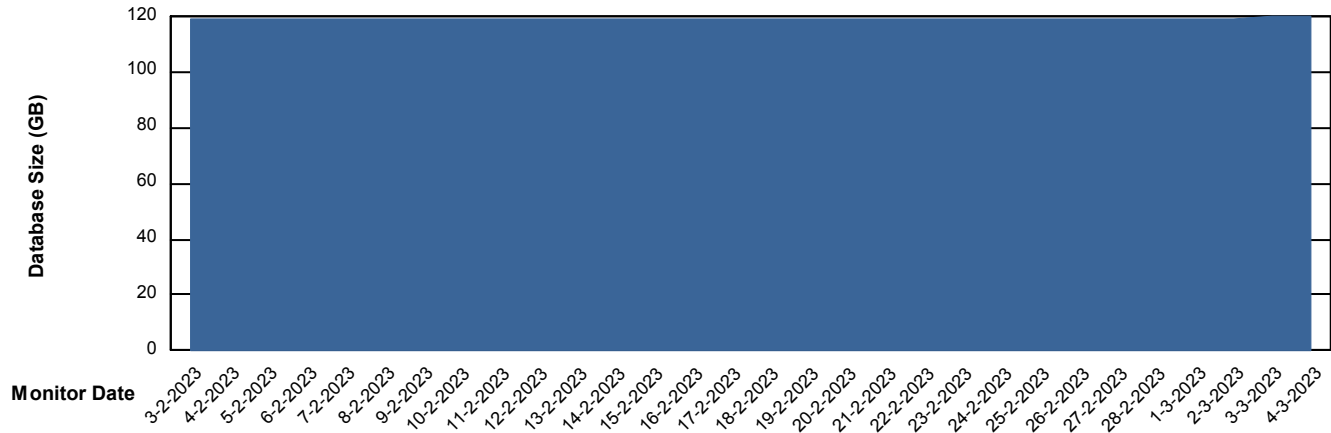
DATABASE SIZE LLGDB_Production

Database growth over last month



DATABASE SIZE LLGDBBI_Production

Database growth over last month



Weekly SLA Customer Report

Customer LLG_Production
 Database ID 53



Database Tablespace LLGDB_Production

Date	Tablespace Name	Filesize (Gb)	Usedsize (Gb)	Percentage free
4-3-2023	ABSDATA	178	117	34
	INDX	201	169	16
3-3-2023	ABSDATA	178	117	34
	INDX	201	169	16
2-3-2023	ABSDATA	178	117	34
	INDX	201	169	16
1-3-2023	ABSDATA	178	117	34
	INDX	201	169	16
28-2-2023	ABSDATA	178	117	34
	INDX	201	169	16
27-2-2023	ABSDATA	178	117	34
	INDX	201	169	16
26-2-2023	ABSDATA	178	116	35
	INDX	201	168	16

Weekly SLA Customer Report

Customer LLG_Production
 Database ID 53



Database Tablespace LLGDBBI_Production

Date	Tablespace Name	Filesize (Gb)	Usedsize (Gb)	Percentage free
4-3-2023	ABSDATA	100	53	47
	INDX	120	60	50
3-3-2023	ABSDATA	100	53	47
	INDX	120	60	50
2-3-2023	ABSDATA	100	53	47
	INDX	120	60	50
1-3-2023	ABSDATA	100	53	47
	INDX	120	60	50
28-2-2023	ABSDATA	100	53	47
	INDX	120	60	50
27-2-2023	ABSDATA	100	53	47
	INDX	120	60	50
26-2-2023	ABSDATA	100	53	47
	INDX	120	60	50

BI Status and last ETL error for LLGDBBI_Production

	ma 27/2/2023	di 28/2/2023	wo 1/3/2023	do 2/3/2023	vr 3/3/2023	za 4/3/2023
ABS DataWarehouse ETL Health	OK	OK	OK	OK	OK	OK
ABS DWHStaging ETL Health	OK	OK	OK	OK	OK	OK

Weekly SLA Customer Report

Customer LLG_Production
Database ID 53



BI last ETL error for	LLGDBBI_Production
wo, 1-03-2023	None
do, 2-03-2023	None
zo, 26-02-2023	None
ma, 27-02-2023	None
zo, 26-02-2023	None
ma, 27-02-2023	None
do, 2-03-2023	None
za, 4-03-2023	None
di, 28-02-2023	None
wo, 1-03-2023	None
vr, 3-03-2023	None
za, 4-03-2023	None
vr, 3-03-2023	None
di, 28-02-2023	None

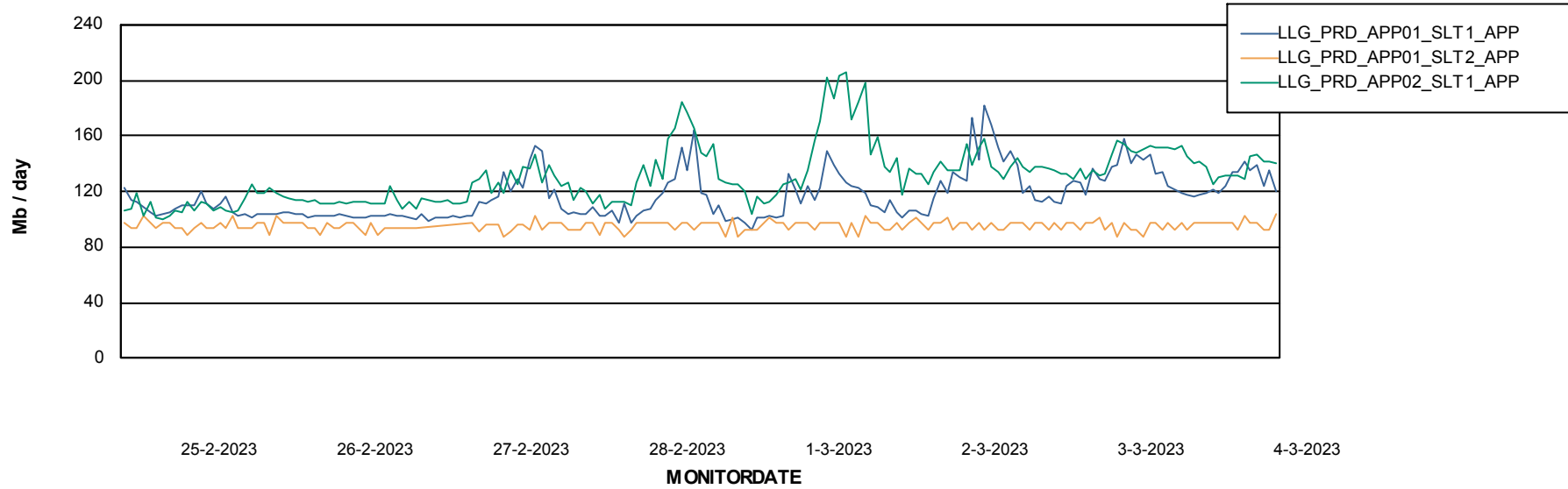
Weekly SLA Customer Report

Customer LLG_Production
Database ID 53



ABSSolute Application Server Services

Avg memory used per ABS Server Service



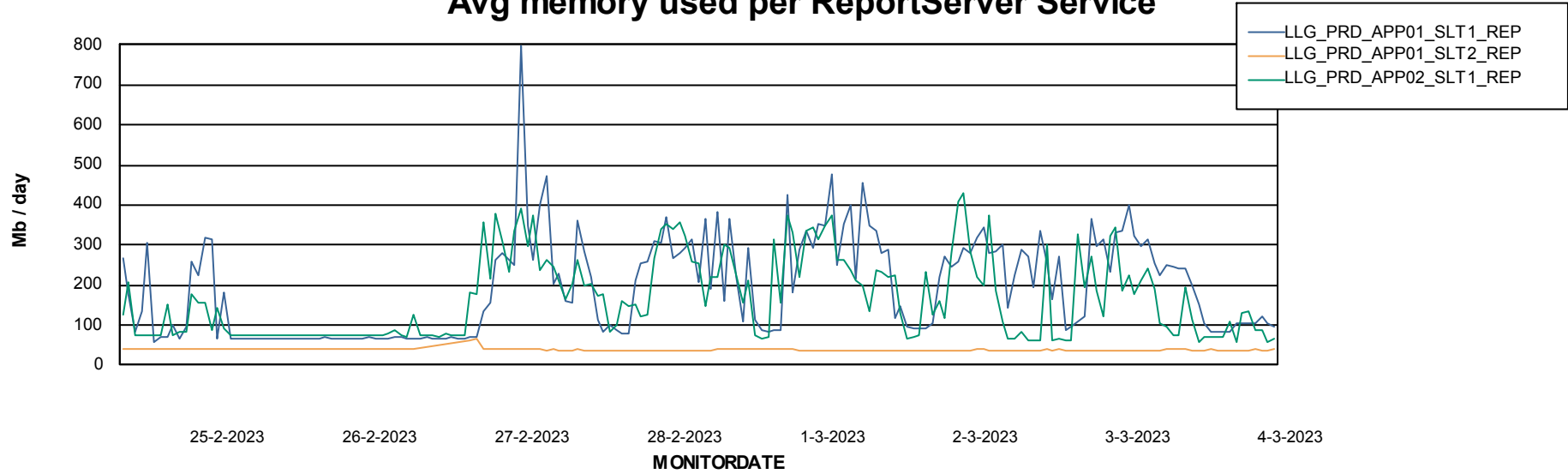
Weekly SLA Customer Report

Customer LLG_Production
Database ID 53

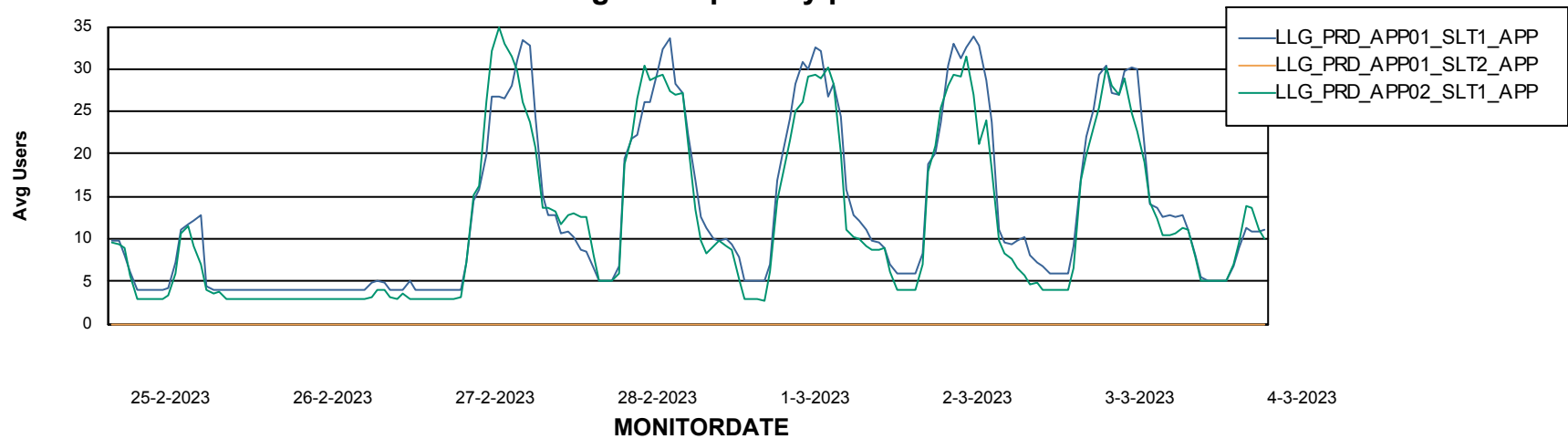


ABSSolute Application Server Services

Avg memory used per ReportServer Service



Avg users per day per ABS server



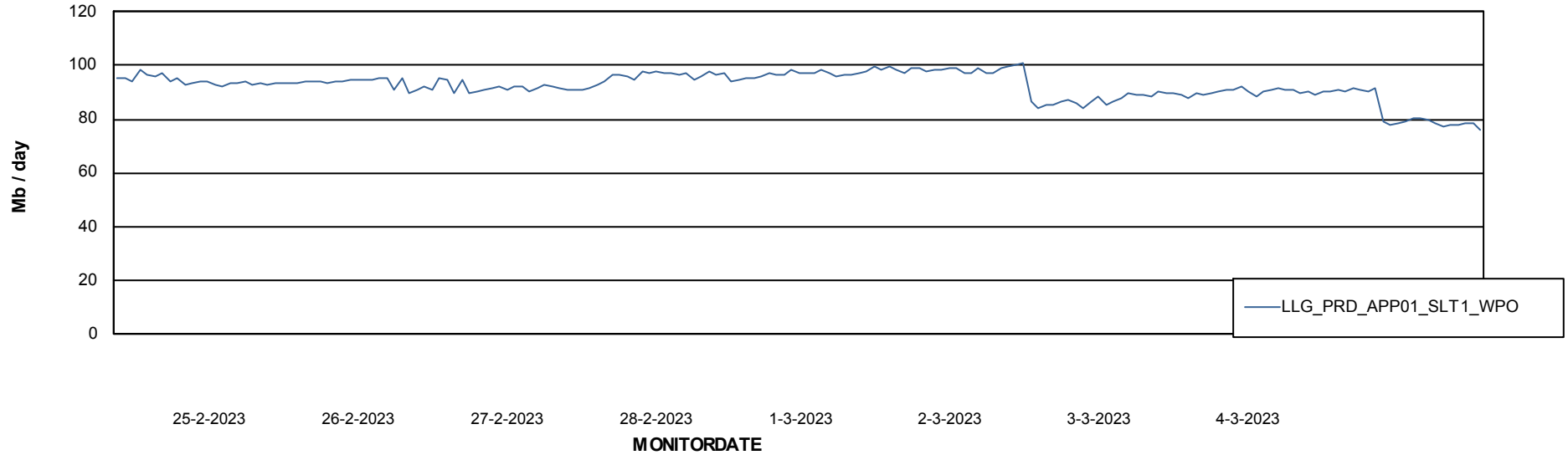
Weekly SLA Customer Report

Customer LLG_Production
Database ID 53



ABSSolute Application Server Services

Avg memory used per ABS Web component



Weekly SLA Customer Report

Customer LLG_Production
Database ID 53



Disaster per ABS component

