

# Weekly SLA Customer Report

Customer VEN\_Production  
Database ID 35



## Harddisk Usage VEN\_PRD\_VENABS06\_DB

	Free disk space on C: (%)	Total disk space on C: (Gb)	Used disk space on C: (Gb)	Free disk space on D: (%)	Total disk space on D: (Gb)	Used disk space on D: (Gb)	Free disk space on E: (%)	Total disk space on E: (Gb)	Used disk space on E: (Gb)
25-2-2023	58	102	43	22	601	466	49	400	204
24-2-2023	58	102	43	22	601	466	51	400	195
23-2-2023	58	102	43	22	601	466	52	400	194
22-2-2023	58	102	43	22	601	466	52	400	193
21-2-2023	58	102	43	22	601	466	52	400	192
20-2-2023	58	102	43	22	601	466	52	400	192
19-2-2023	58	102	43	22	601	466	51	400	195

## Harddisk Usage VEN\_PRD\_VENABS07\_SB-DB

	Free disk space on C: (%)	Total disk space on C: (Gb)	Used disk space on C: (Gb)	Free disk space on D: (%)	Total disk space on D: (Gb)	Used disk space on D: (Gb)	Free disk space on E: (%)	Total disk space on E: (Gb)	Used disk space on E: (Gb)
25-2-2023	53	102	48	26	1,000	738	84	400	62
24-2-2023	53	102	48	26	1,000	738	86	400	58
23-2-2023	53	102	47	26	1,000	738	86	400	54
22-2-2023	53	102	47	26	1,000	738	86	400	57
21-2-2023	53	102	48	26	1,000	738	79	400	83
20-2-2023	53	102	47	26	1,000	738	80	400	79
19-2-2023	53	102	47	26	1,000	738	86	400	58

# Weekly SLA Customer Report

Customer VEN\_Production  
 Database ID 35



Harddisk Usage VEN\_PRD\_VENABS08\_BI

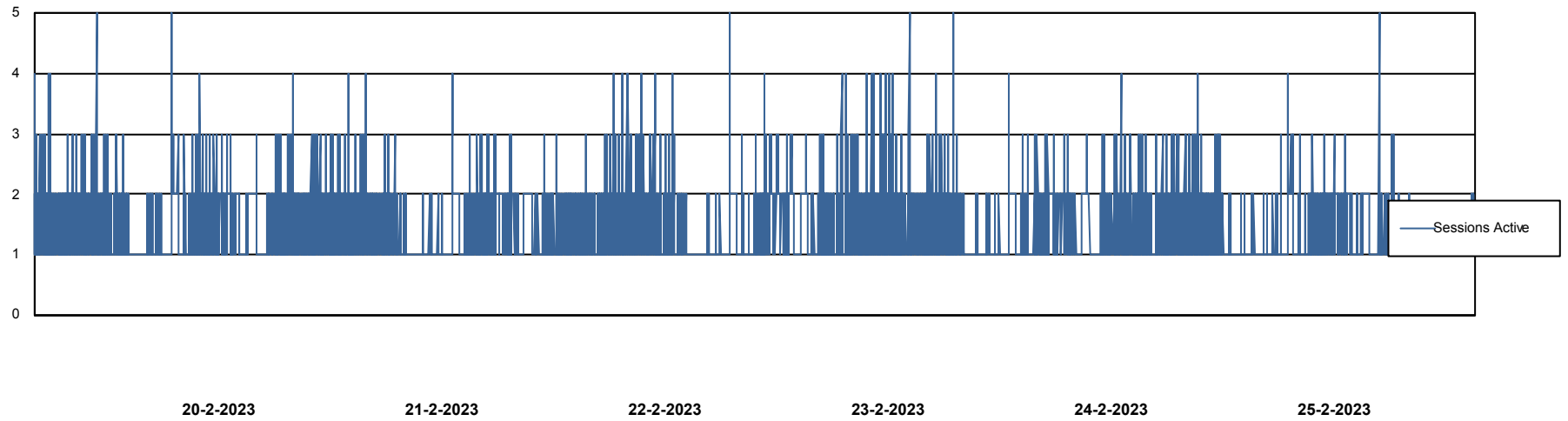
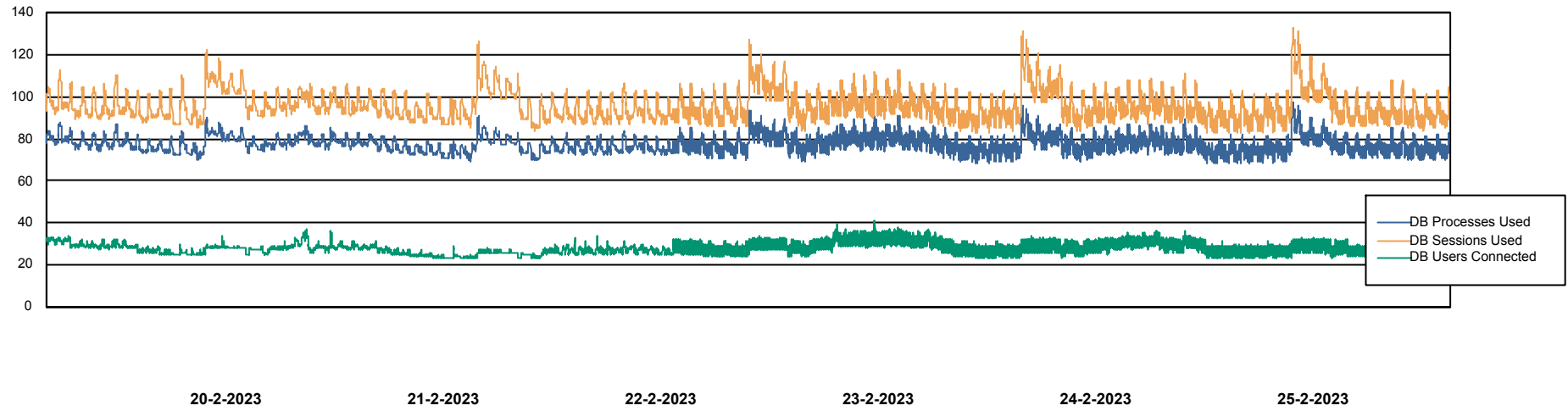
	Free disk space on C: (%)	Total disk space on C: (Gb)	Used disk space on C: (Gb)	Free disk space on D: (%)	Total disk space on D: (Gb)	Used disk space on D: (Gb)
25-2-2023	41	102	61	20	601	482
24-2-2023	41	102	60	20	601	481
23-2-2023	41	102	60	20	601	481
22-2-2023	41	102	60	20	601	481
21-2-2023	41	102	60	20	601	481
20-2-2023	41	102	60	20	601	481
19-2-2023	41	102	60	20	601	481

# Weekly SLA Customer Report

Customer VEN\_Production  
Database ID 35



## Database Performance VENDB\_Production



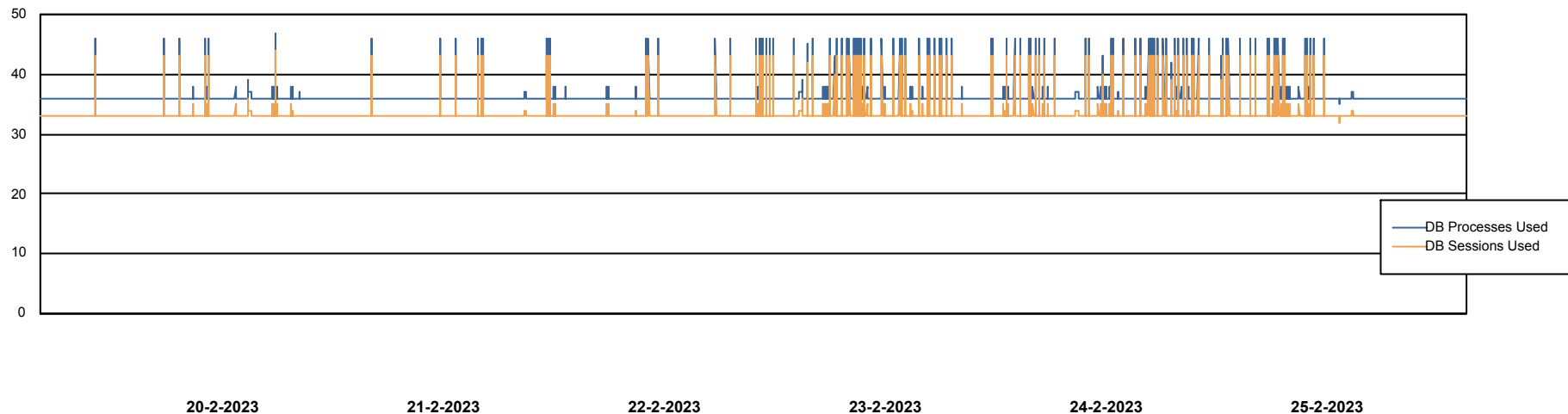
# Weekly SLA Customer Report

Customer VEN\_Production  
Database ID 35



Database Performance VENDB\_Standby

DB Processes Max 300



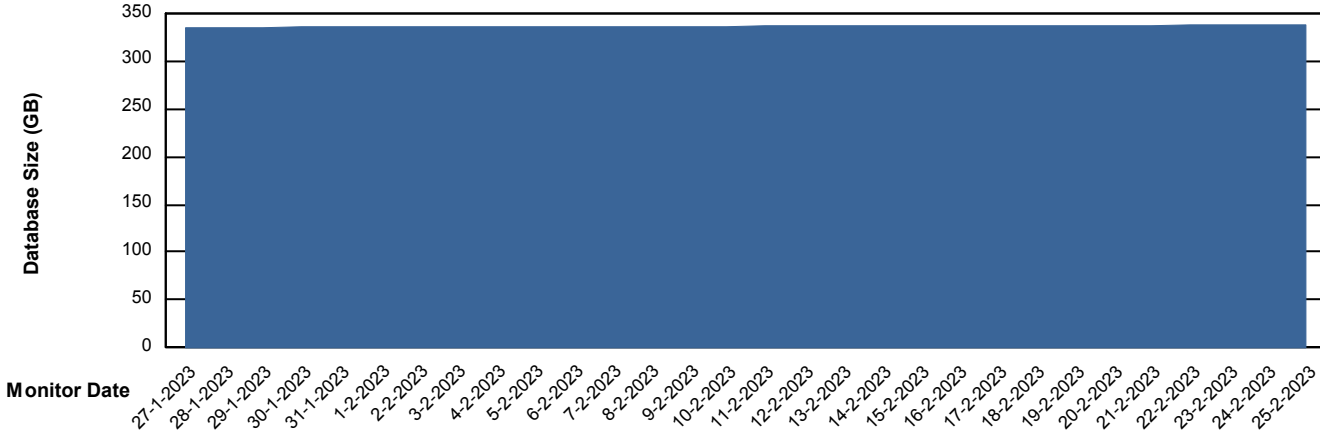
# Weekly SLA Customer Report

Customer VEN\_Production  
 Database ID 35



DATABASE SIZE VENDB\_Production

Database growth over last month



Database Tablespace VENDB\_Production

Date	Tablespace Name	Filesize (Gb)	Usedsize (Gb)	Percentage free
25-2-2023	ABSDATA	207	172	17
	INDX	188	157	17
24-2-2023	ABSDATA	207	172	17
	INDX	188	156	17
23-2-2023	ABSDATA	207	172	17
	INDX	188	156	17
22-2-2023	ABSDATA	207	172	17
	INDX	188	156	17
21-2-2023	ABSDATA	207	172	17
	INDX	188	156	17
20-2-2023	ABSDATA	207	172	17
	INDX	188	156	17
19-2-2023	ABSDATA	207	172	17
	INDX	188	156	17

# Weekly SLA Customer Report

Customer VEN\_Production  
Database ID 35



Standby Database Health VEN\_Production

### Recovery lag for last 7 days

