

# Weekly SLA Customer Report

Customer LLG\_Production  
 Database ID 53



Harddisk Usage LLG\_PRD\_APP01

	Free disk space on C: (%)	Total disk space on C: (Gb)	Used disk space on C: (Gb)	Free disk space on D: (%)	Total disk space on D: (Gb)	Used disk space on D: (Gb)
25-2-2023	35	200	130	95	200	10
24-2-2023	35	200	130	95	200	10
23-2-2023	35	200	130	95	200	10
22-2-2023	35	200	130	95	200	10
21-2-2023	35	200	130	95	200	10
20-2-2023	35	200	130	95	200	10
19-2-2023	35	200	130	95	200	10

Harddisk Usage LLG\_PRD\_APP02

	Free disk space on C: (%)	Total disk space on C: (Gb)	Used disk space on C: (Gb)	Free disk space on D: (%)	Total disk space on D: (Gb)	Used disk space on D: (Gb)
25-2-2023	55	200	91	91	200	18
24-2-2023	55	200	91	91	200	18
23-2-2023	55	200	91	91	200	18
22-2-2023	55	200	91	91	200	18
21-2-2023	55	200	91	91	200	18
20-2-2023	55	200	91	91	200	18
19-2-2023	55	200	91	91	200	18

# Weekly SLA Customer Report

Customer LLG\_Production  
Database ID 53



## Harddisk Usage LLG\_PRD\_BI02

	Free disk space on C: (%)	Total disk space on C: (Gb)	Used disk space on C: (Gb)	Free disk space on D: (%)	Total disk space on D: (Gb)	Used disk space on D: (Gb)
25-2-2023	53	150	71	44	685	382
24-2-2023	53	150	71	45	685	380
23-2-2023	53	150	71	45	685	379
22-2-2023	53	150	71	45	685	379
21-2-2023	53	150	71	45	685	380
20-2-2023	53	150	71	45	685	380
19-2-2023	53	150	71	44	685	380

## Harddisk Usage LLG\_PRD\_ORS01

	Free disk space on C: (%)	Total disk space on C: (Gb)	Used disk space on C: (Gb)	Free disk space on D: (%)	Total disk space on D: (Gb)	Used disk space on D: (Gb)	Free disk space on E: (%)	Total disk space on E: (Gb)	Used disk space on E: (Gb)
25-2-2023	83	279	48	52	928	441	24	749	572
24-2-2023	83	279	48	52	928	442	20	749	598
23-2-2023	83	279	48	52	928	441	26	749	552
22-2-2023	83	279	48	52	928	441	30	749	521
21-2-2023	83	279	48	52	928	441	25	749	563
20-2-2023	83	279	48	52	928	441	27	749	544
19-2-2023	83	279	48	52	928	441	27	749	548

# Weekly SLA Customer Report

Customer LLG\_Production  
Database ID 53



## Harddisk Usage LLG\_PRD\_OR02

	Free disk space on C: (%)	Total disk space on C: (Gb)	Used disk space on C: (Gb)	Free disk space on D: (%)	Total disk space on D: (Gb)	Used disk space on D: (Gb)	Free disk space on E: (%)	Total disk space on E: (Gb)	Used disk space on E: (Gb)
25-2-2023	87	279	37	88	1,117	131	93	559	38
24-2-2023	87	279	37	88	1,117	131	93	559	38
23-2-2023	87	279	37	88	1,117	131	93	559	38
22-2-2023	87	279	37	88	1,117	131	93	559	38
21-2-2023	87	279	37	88	1,117	131	93	559	38
20-2-2023	87	279	37	88	1,117	131	93	559	38
19-2-2023	87	279	37	88	1,117	131	93	559	38

## Harddisk Usage LLG\_PRD\_TS2

	Free disk space on C: (%)	Total disk space on C: (Gb)	Used disk space on C: (Gb)	Free disk space on D: (%)	Total disk space on D: (Gb)	Used disk space on D: (Gb)	Free disk space on E: (%)	Total disk space on E: (Gb)	Used disk space on E: (Gb)
25-2-2023	23	279	215	59	993	410	54	684	312
24-2-2023	23	279	215	59	993	410	54	684	312
23-2-2023	23	279	215	59	993	410	54	684	312
22-2-2023	23	279	215	59	993	410	54	684	312
21-2-2023	23	279	215	59	993	410	54	684	316
20-2-2023	23	279	215	59	993	410	45	684	378
19-2-2023	23	279	215	59	993	410	54	684	312

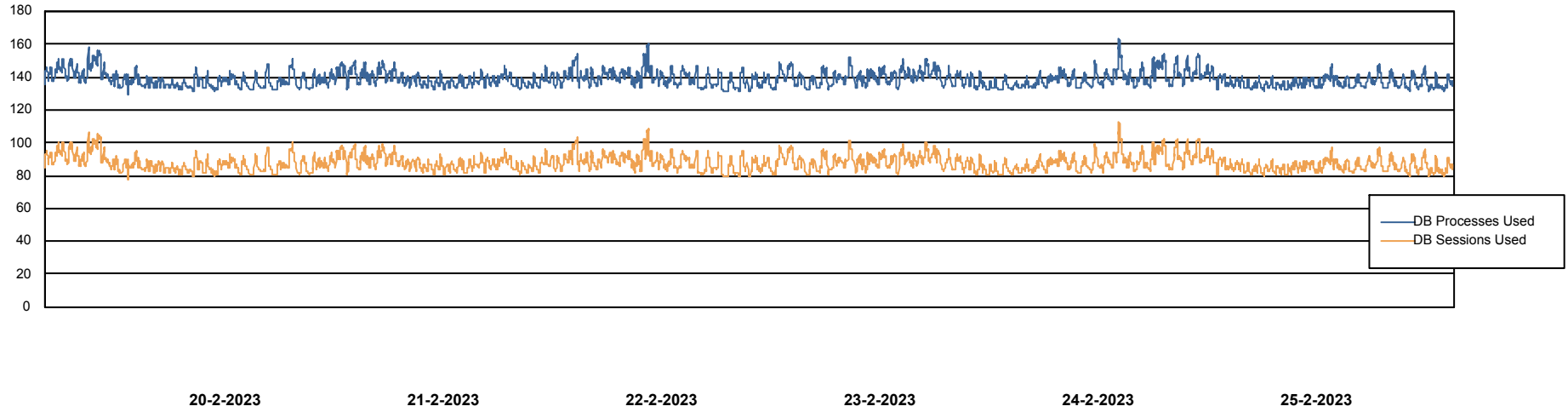
# Weekly SLA Customer Report

Customer LLG\_Production  
Database ID 53



## Database Performance LLGDB\_Production

DB Processes Max 4  
DB Processes Max 300



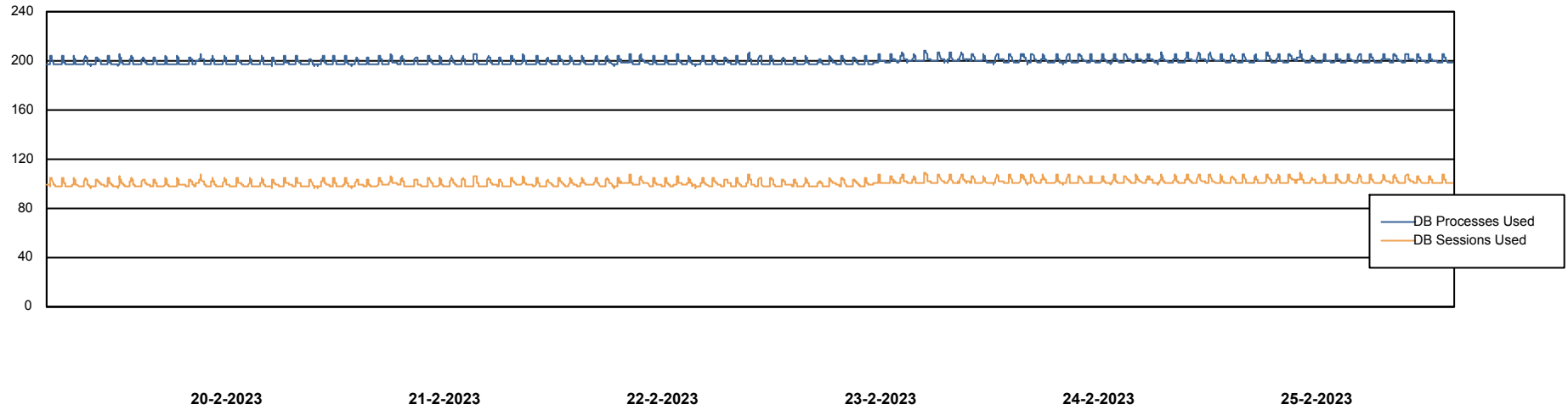
# Weekly SLA Customer Report

Customer LLG\_Production  
Database ID 53



## Database Performance LLGDB\_Standby\_TS2

DB Processes Max 0  
DB Processes Max 300  
DB Processes Max 4



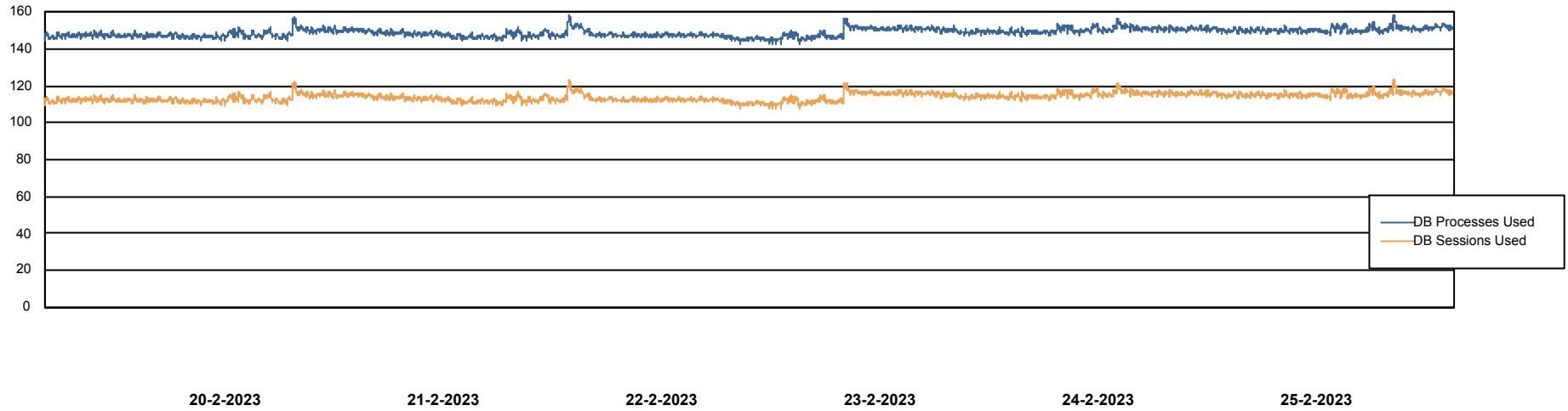
# Weekly SLA Customer Report

Customer LLG\_Production  
Database ID 53



Database Performance LLGDBBI\_Production

DB Processes Max 1,000



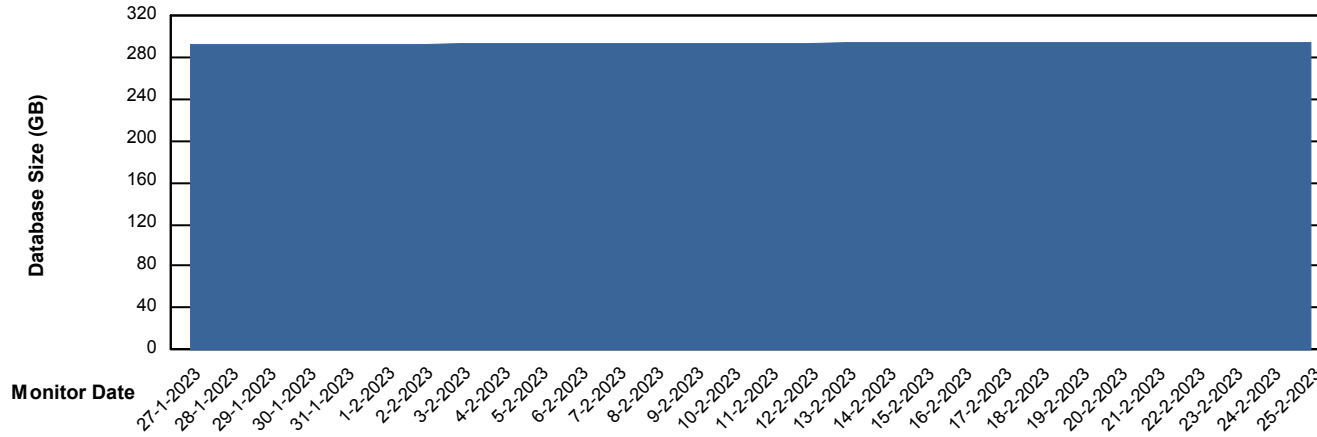
# Weekly SLA Customer Report

Customer LLG\_Production  
Database ID 53



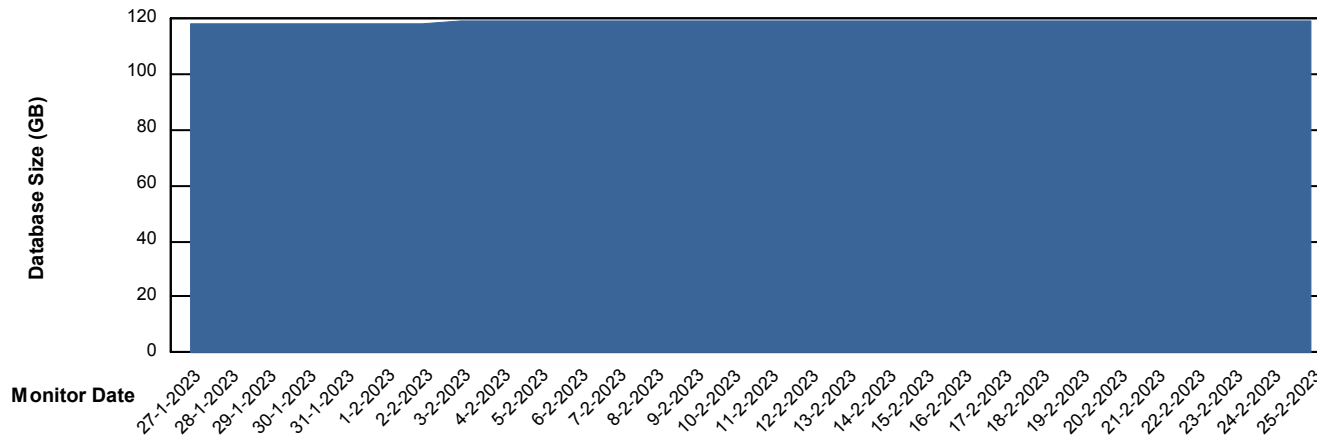
DATABASE SIZE LLGDB\_Production

### Database growth over last month



DATABASE SIZE LLGDBBI\_Production

### Database growth over last month



# Weekly SLA Customer Report

Customer LLG\_Production  
Database ID 53



## Database Tablespace LLGDB\_Production

Date	Tablespace Name	Filesize (Gb)	Usedsize (Gb)	Percentage free
25-2-2023	ABSDATA	178	116	35
	INDX	201	168	16
24-2-2023	ABSDATA	178	116	35
	INDX	201	168	16
23-2-2023	ABSDATA	178	116	35
	INDX	201	168	16
22-2-2023	ABSDATA	178	116	35
	INDX	201	168	16
21-2-2023	ABSDATA	178	116	35
	INDX	201	168	16
20-2-2023	ABSDATA	178	116	35
	INDX	201	168	16
19-2-2023	ABSDATA	178	116	35
	INDX	201	168	16

# Weekly SLA Customer Report

Customer      LLG\_Production  
 Database ID    53



Database Tablespace      LLGDBBI\_Production

Date	Tablespace Name	Filesize (Gb)	Usedsize (Gb)	Percentage free
25-2-2023	ABSDATA	100	53	47
	INDX	120	60	50
24-2-2023	ABSDATA	100	53	47
	INDX	120	60	50
23-2-2023	ABSDATA	100	53	47
	INDX	120	60	50
22-2-2023	ABSDATA	100	53	47
	INDX	120	60	50
21-2-2023	ABSDATA	100	53	47
	INDX	120	60	50
20-2-2023	ABSDATA	100	53	47
	INDX	120	60	50
19-2-2023	ABSDATA	100	53	47
	INDX	120	60	50

BI Status and last ETL error for      LLGDBBI\_Production

	ma 20/2/2023	di 21/2/2023	wo 22/2/2023	do 23/2/2023	vr 24/2/2023	za 25/2/2023
<b>ABS DataWarehouse ETL Health</b>	OK	OK	OK	OK	OK	OK
<b>ABS DWHStaging ETL Health</b>	OK	OK	OK	OK	OK	OK

# Weekly SLA Customer Report

Customer LLG\_Production  
Database ID 53



BI last ETL error for	LLGDBBI_Production
zo, 19-02-2023	None
wo, 22-02-2023	None
vr, 24-02-2023	None
ma, 20-02-2023	None
ma, 20-02-2023	None
vr, 24-02-2023	None
di, 21-02-2023	None
za, 25-02-2023	None
di, 21-02-2023	None
do, 23-02-2023	None
zo, 19-02-2023	None
do, 23-02-2023	None
wo, 22-02-2023	None
za, 25-02-2023	None

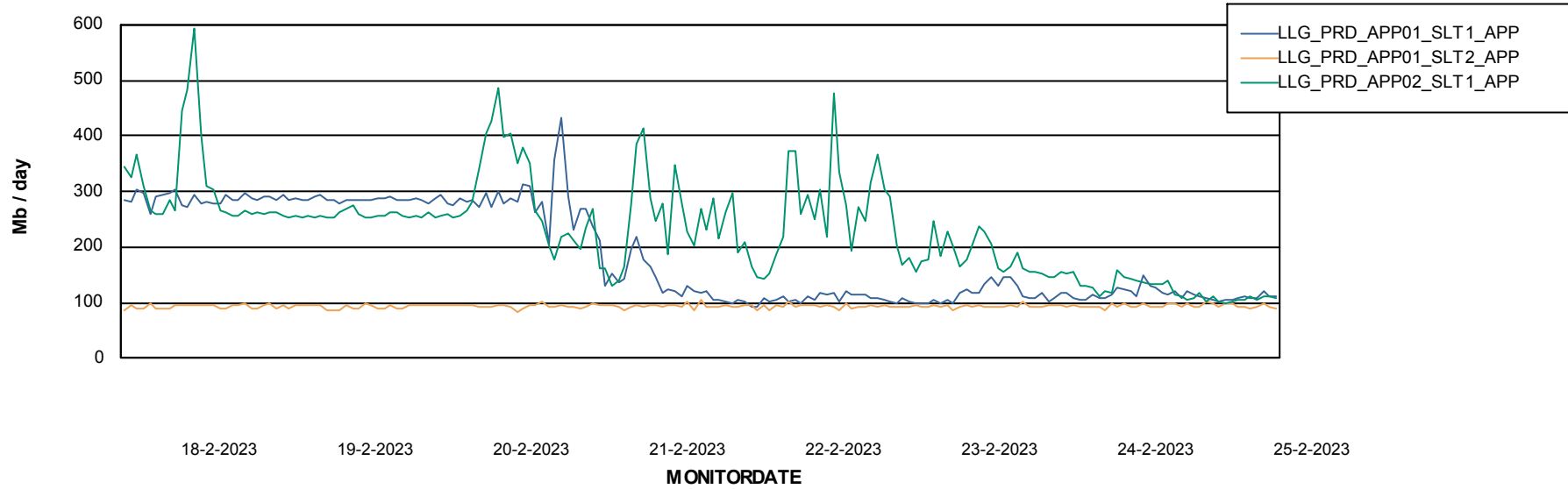
# Weekly SLA Customer Report

Customer LLG\_Production  
Database ID 53



## ABSSolute Application Server Services

### Avg memory used per ABS Server Service



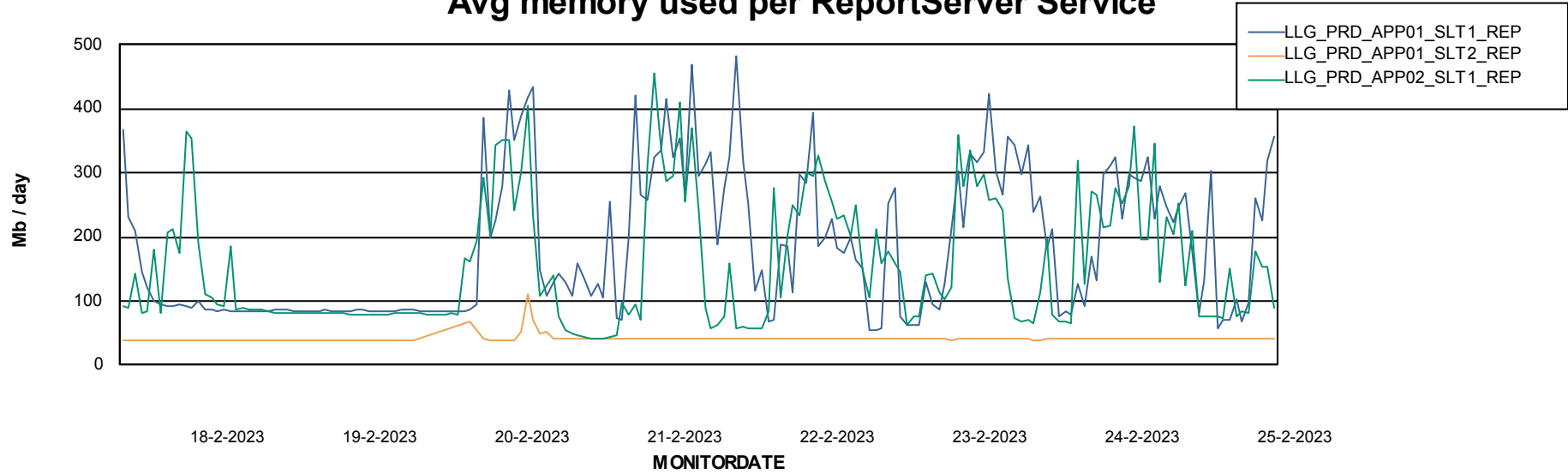
# Weekly SLA Customer Report

Customer LLG\_Production  
Database ID 53

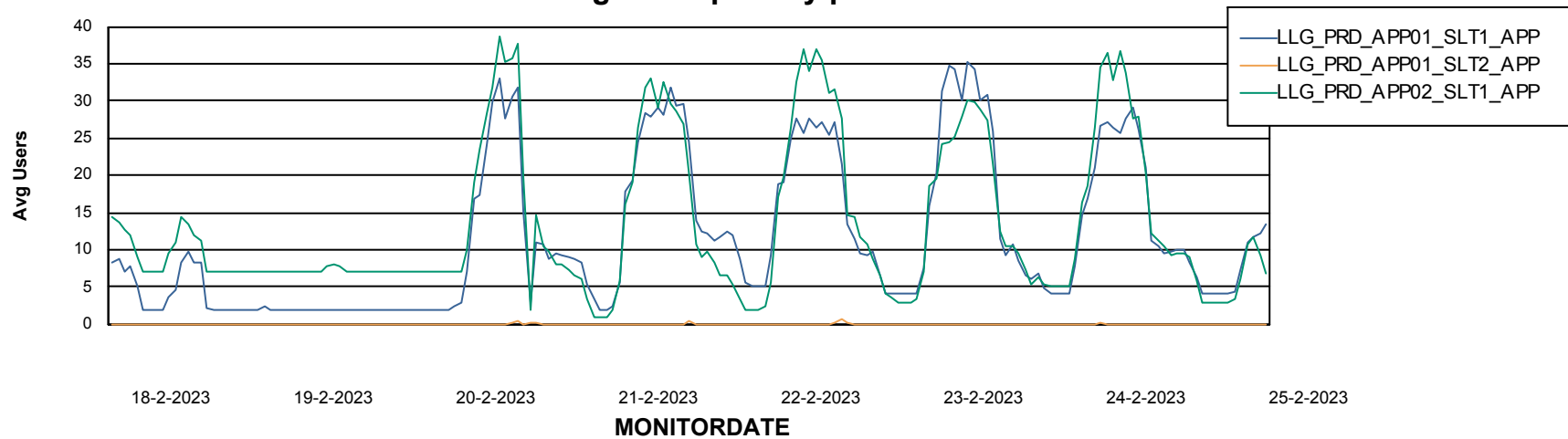


## ABSSolute Application Server Services

### Avg memory used per ReportServer Service



### Avg users per day per ABS server



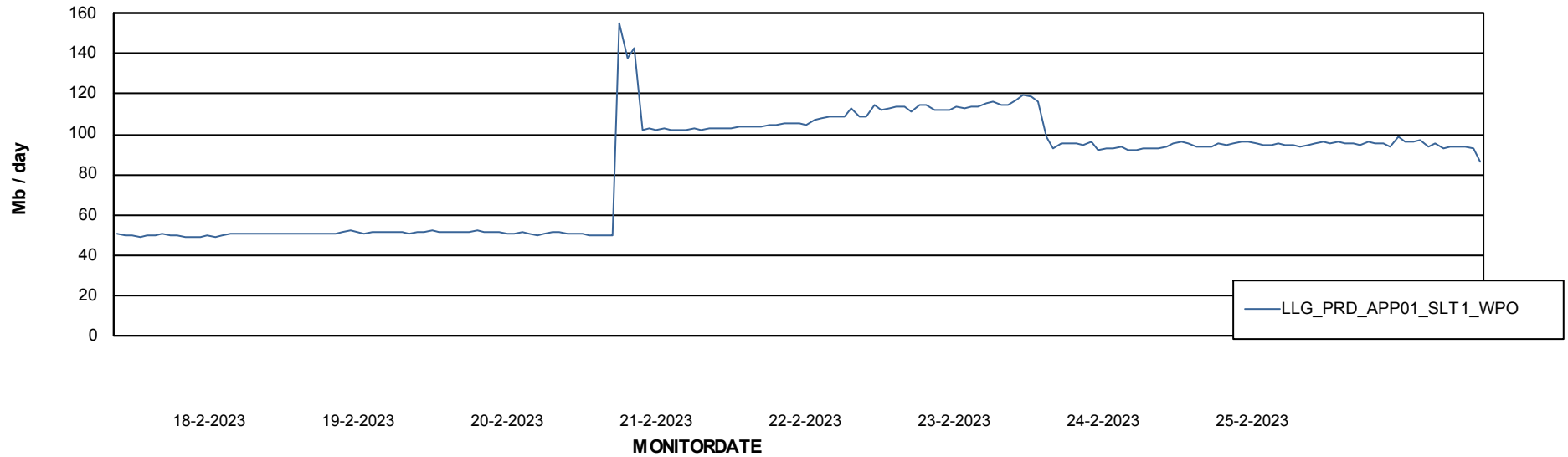
# Weekly SLA Customer Report

Customer LLG\_Production  
Database ID 53



## ABSSolute Application Server Services

### Avg memory used per ABS Web component



# Weekly SLA Customer Report

Customer LLG\_Production  
Database ID 53



## Disaster per ABS component

