

# Weekly SLA Customer Report

Customer DFD\_Production  
 Database ID 39



Harddisk Usage DFD\_PRD\_ABSAPP1

	Free disk space on C: (%)	Total disk space on C: (Gb)	Used disk space on C: (Gb)
25-2-2023	30	90	63
24-2-2023	30	90	63
23-2-2023	30	90	63
22-2-2023	30	90	63
21-2-2023	30	90	63
20-2-2023	30	90	63
19-2-2023	30	90	63

Harddisk Usage DFD\_PRD\_ABSAPP2

	Free disk space on C: (%)	Total disk space on C: (Gb)	Used disk space on C: (Gb)
25-2-2023	44	100	55
24-2-2023	44	100	55
23-2-2023	44	100	55
22-2-2023	44	100	55
21-2-2023	45	100	55
20-2-2023	45	100	55
19-2-2023	45	100	55

# Weekly SLA Customer Report

Customer DFD\_Production  
 Database ID 39



Harddisk Usage DFD\_PRD\_ABSAPP3

	Free disk space on C: (%)	Total disk space on C: (Gb)	Used disk space on C: (Gb)
25-2-2023	42	100	58
24-2-2023	42	100	58
23-2-2023	42	100	58
22-2-2023	42	100	58
21-2-2023	42	100	58
20-2-2023	42	100	58
19-2-2023	42	100	58

Harddisk Usage DFD\_PRD\_BI1

	Free disk space on C: (%)	Total disk space on C: (Gb)	Used disk space on C: (Gb)	Free disk space on E: (%)	Total disk space on E: (Gb)	Used disk space on E: (Gb)
25-2-2023	77	150	34	32	250	169
24-2-2023	77	150	34	34	250	166
23-2-2023	77	150	34	34	250	166
22-2-2023	77	150	35	33	250	166
21-2-2023	76	150	36	34	250	166
20-2-2023	76	150	35	34	250	166
19-2-2023	77	150	34	34	250	166

# Weekly SLA Customer Report

Customer DFD\_Production  
 Database ID 39



Harddisk Usage DFD\_PRD\_ORACLE1

	Free disk space on C: (%)	Total disk space on C: (Gb)	Used disk space on C: (Gb)	Free disk space on D: (%)	Total disk space on D: (Gb)	Used disk space on D: (Gb)	Free disk space on E: (%)	Total disk space on E: (Gb)	Used disk space on E: (Gb)	Free disk space on F: (%)
25-2-2023	29	78	55	75	479	120	86	650	90	59
24-2-2023	29	78	55	75	479	120	87	650	87	59
23-2-2023	29	78	55	75	479	120	87	650	87	59
22-2-2023	29	78	55	75	479	120	87	650	87	59
21-2-2023	29	78	55	75	479	120	87	650	87	59
20-2-2023	29	78	55	75	479	120	87	650	87	59
19-2-2023	29	78	55	75	479	120	87	650	87	59

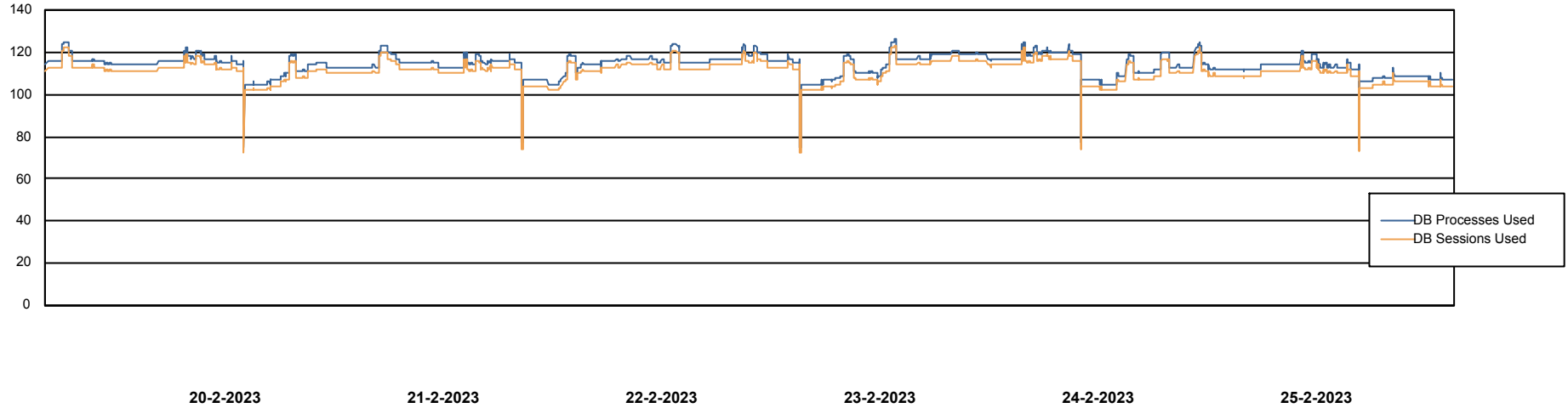
# Weekly SLA Customer Report

Customer DFD\_Production  
Database ID 39



## Database Performance DFDDB\_Production

DB Processes Max 4  
DB Sessions Max 600



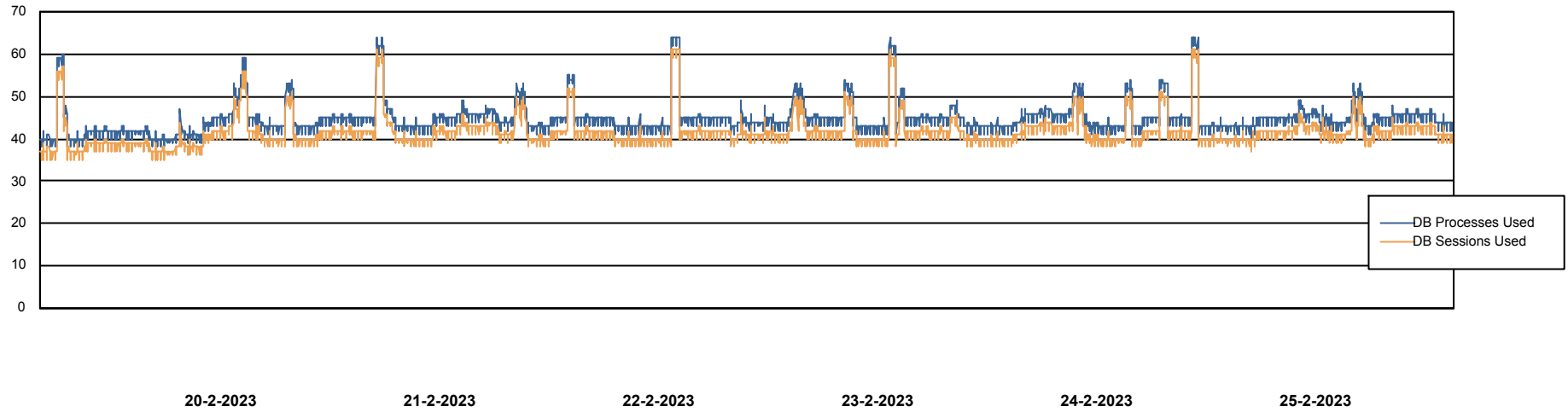
# Weekly SLA Customer Report

Customer DFD\_Production  
Database ID 39



Database Performance DFDDDBI\_Production

DB Processes Max 500



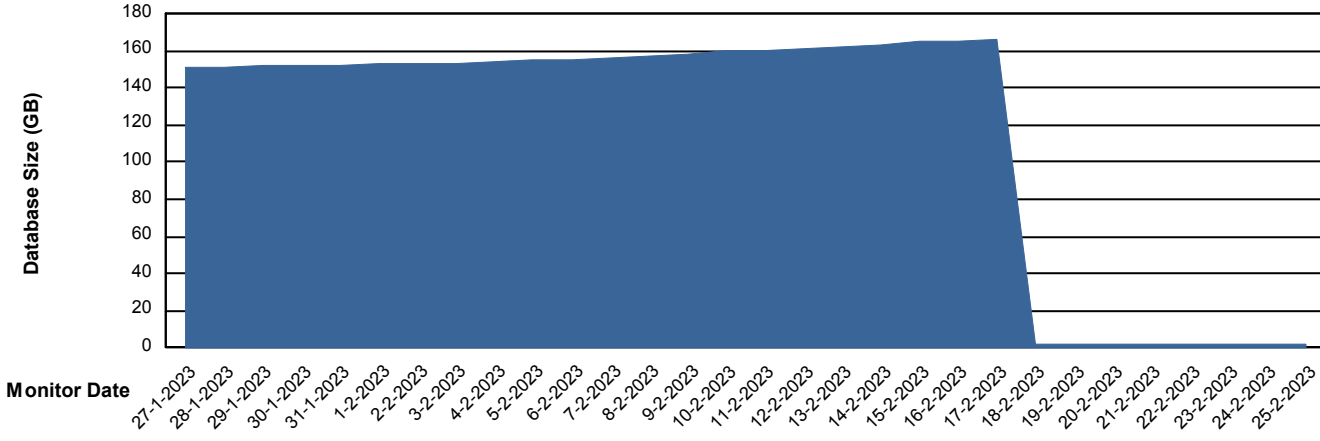
# Weekly SLA Customer Report

Customer DFD\_Production  
 Database ID 39



DATABASE SIZE DFDDDB\_Production

Database growth over last month



Database Tablespace DFDDDB\_Production

Date	Tablespace Name	Filesize (Gb)	Usedsize (Gb)	Percentage free
25-2-2023	ABSDATA	100	0	100
	INDX	199	0	100
24-2-2023	ABSDATA	100	0	100
	INDX	199	0	100
23-2-2023	ABSDATA	100	0	100
	INDX	199	0	100
22-2-2023	ABSDATA	100	0	100
	INDX	199	0	100
21-2-2023	ABSDATA	100	0	100
	INDX	199	0	100
20-2-2023	ABSDATA	100	0	100
	INDX	199	0	100
19-2-2023	ABSDATA	100	0	100
	INDX	199	0	100

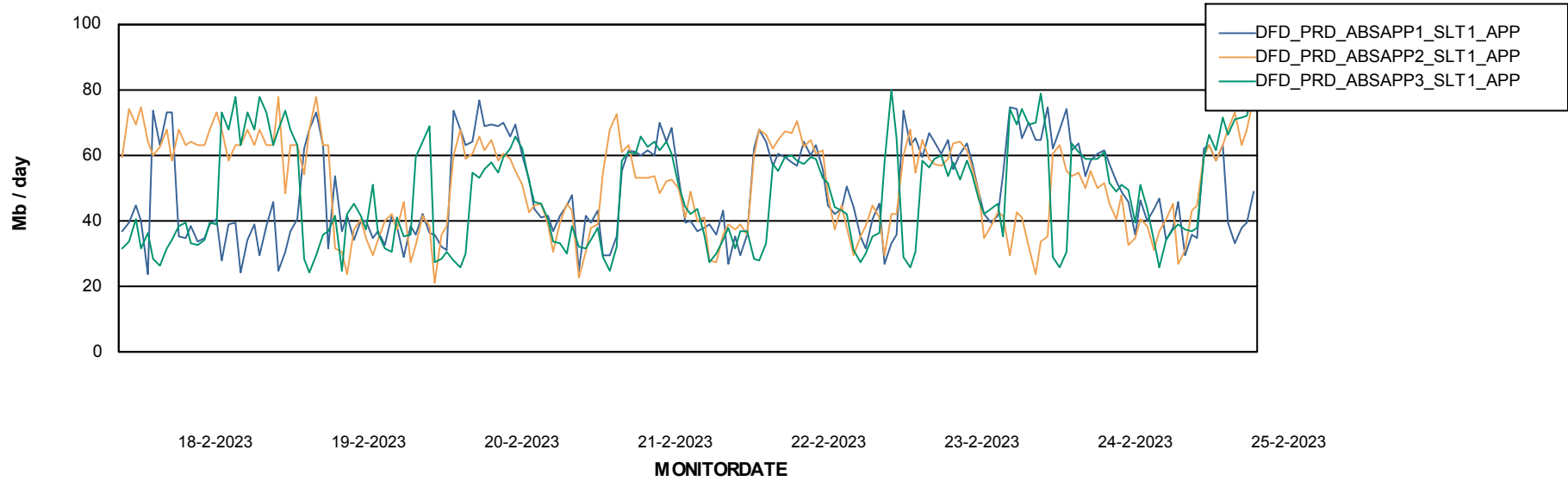
# Weekly SLA Customer Report

Customer DFD\_Production  
Database ID 39

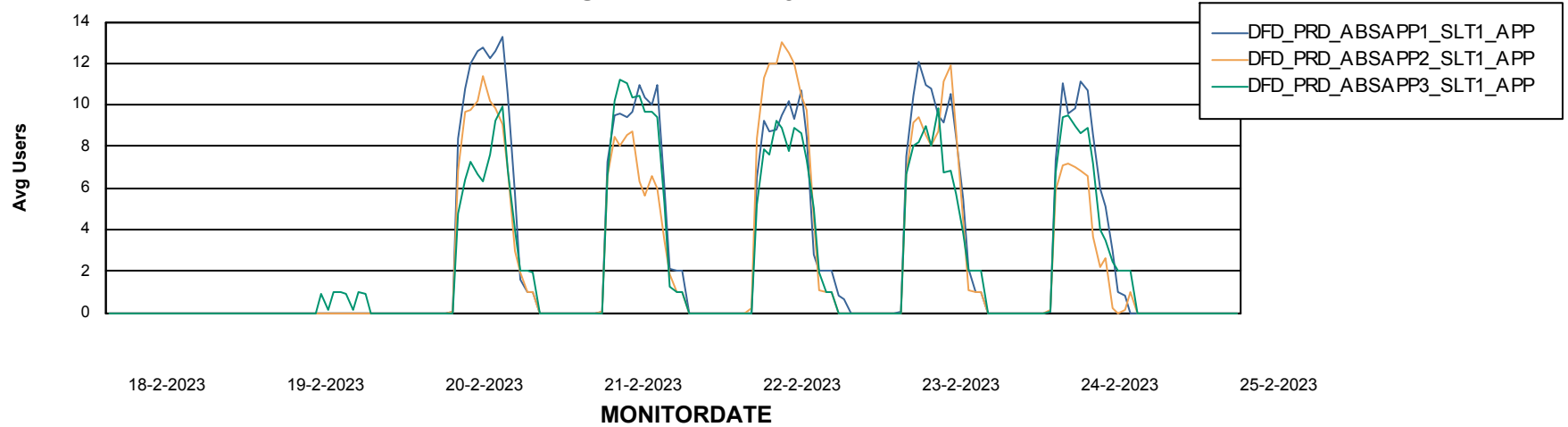


## ABSSolute Application Server Services

### Avg memory used per ABS Server Service



### Avg users per day per ABS server



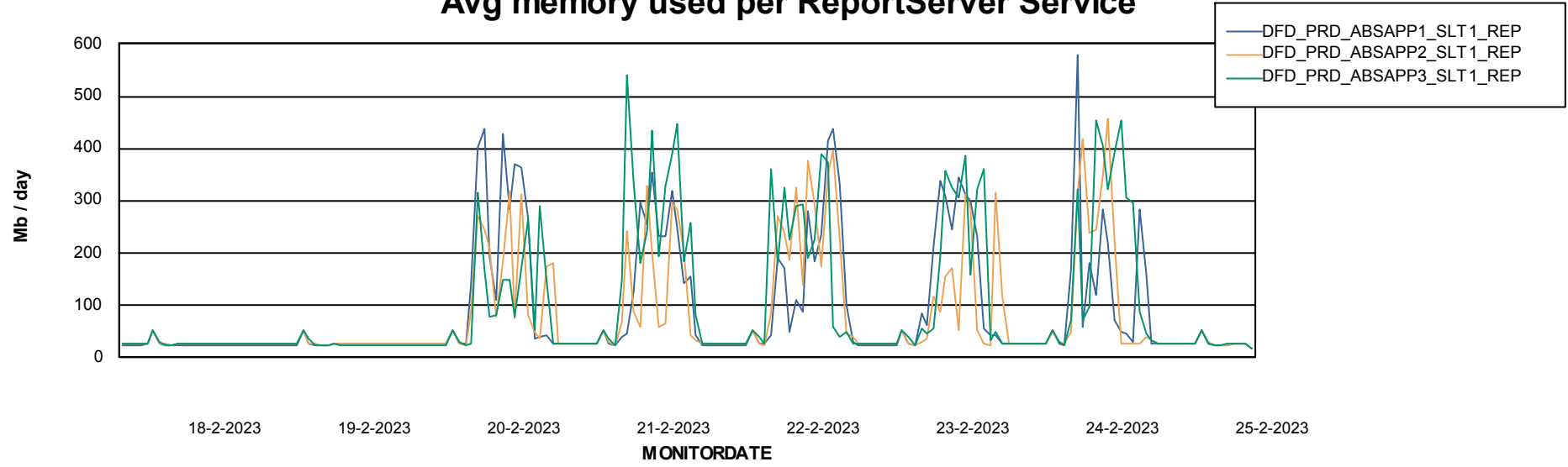
# Weekly SLA Customer Report

Customer DFD\_Production  
Database ID 39



## ABSSolute Application ReportServer Services

### Avg memory used per ReportServer Service



### Disaster per ABS component

