

# Weekly SLA Customer Report

Customer CUS\_Production (24/7)  
 Database ID 131



Harddisk Usage CUS\_PRD\_ABSDB1

	Free disk space on C: (%)	Total disk space on C: (Gb)	Used disk space on C: (Gb)	Free disk space on D: (%)	Total disk space on D: (Gb)	Used disk space on D: (Gb)
25-2-2023	71	199	59	24	1,000	764
24-2-2023	71	199	59	25	1,000	747
23-2-2023	71	199	59	26	1,000	741
22-2-2023	71	199	58	27	1,000	734
21-2-2023	71	199	58	27	1,000	731
20-2-2023	72	199	57	27	1,000	727
19-2-2023	72	199	57	29	1,000	714

Harddisk Usage CUS\_PRD\_ABSDB2

	Free disk space on C: (%)	Total disk space on C: (Gb)	Used disk space on C: (Gb)	Free disk space on D: (%)	Total disk space on D: (Gb)	Used disk space on D: (Gb)
25-2-2023	67	199	65	30	1,000	696
24-2-2023	68	199	65	31	1,000	691
23-2-2023	68	199	65	31	1,000	685
22-2-2023	68	199	65	32	1,000	676
21-2-2023	68	199	65	33	1,000	666
20-2-2023	68	199	64	34	1,000	656
19-2-2023	68	199	64	36	1,000	644

# Weekly SLA Customer Report

Customer CUS\_Production (24/7)  
Database ID 131



## Harddisk Usage CUS\_PRD\_ABSPROD1

	Free disk space on C: (%)	Total disk space on C: (Gb)	Used disk space on C: (Gb)
25-2-2023	64	299	108
24-2-2023	64	299	107
23-2-2023	64	299	106
22-2-2023	65	299	106
21-2-2023	65	299	104
20-2-2023	66	299	103
19-2-2023	66	299	103

## Harddisk Usage CUS\_PRD\_ABSPROD2

	Free disk space on C: (%)	Total disk space on C: (Gb)	Used disk space on C: (Gb)
25-2-2023	91	299	27
24-2-2023	91	299	27
23-2-2023	91	299	27
22-2-2023	91	299	27
21-2-2023	91	299	26
20-2-2023	91	299	26
19-2-2023	91	299	26

# Weekly SLA Customer Report

Customer CUS\_Production (24/7)  
Database ID 131



Harddisk Usage CUS\_PRD\_ABSWEBPROD

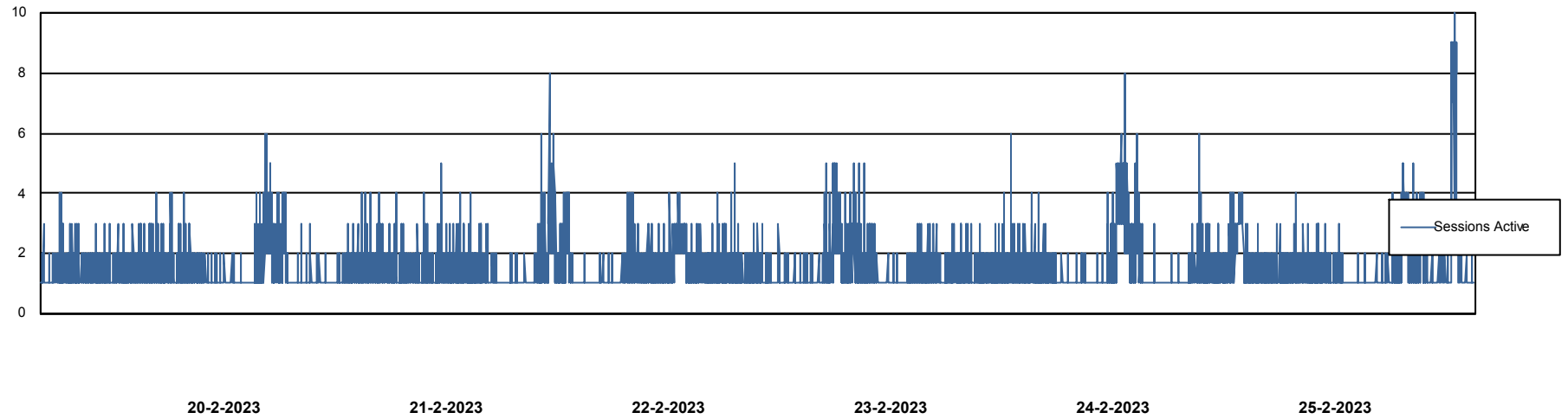
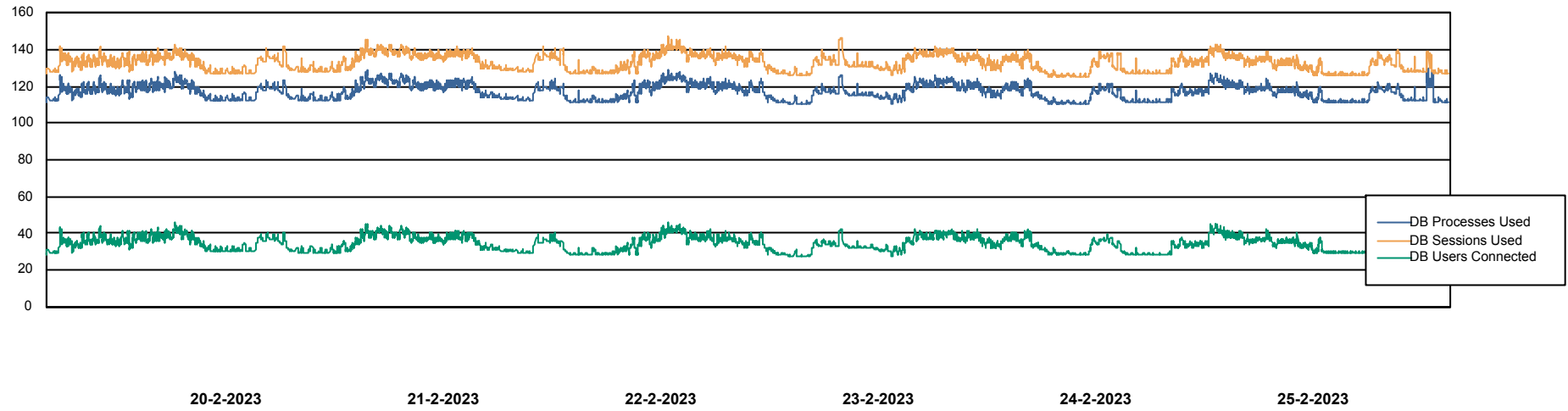
	Free disk space on C: (%)	Total disk space on C: (Gb)	Used disk space on C: (Gb)
25-2-2023	91	199	18
24-2-2023	91	199	18
23-2-2023	91	199	18
22-2-2023	91	199	18
21-2-2023	91	199	18
20-2-2023	91	199	18
19-2-2023	91	199	18

# Weekly SLA Customer Report

Customer CUS\_Production (24/7)  
Database ID 131



## Database Performance CUS\_ProdDB\_Primary



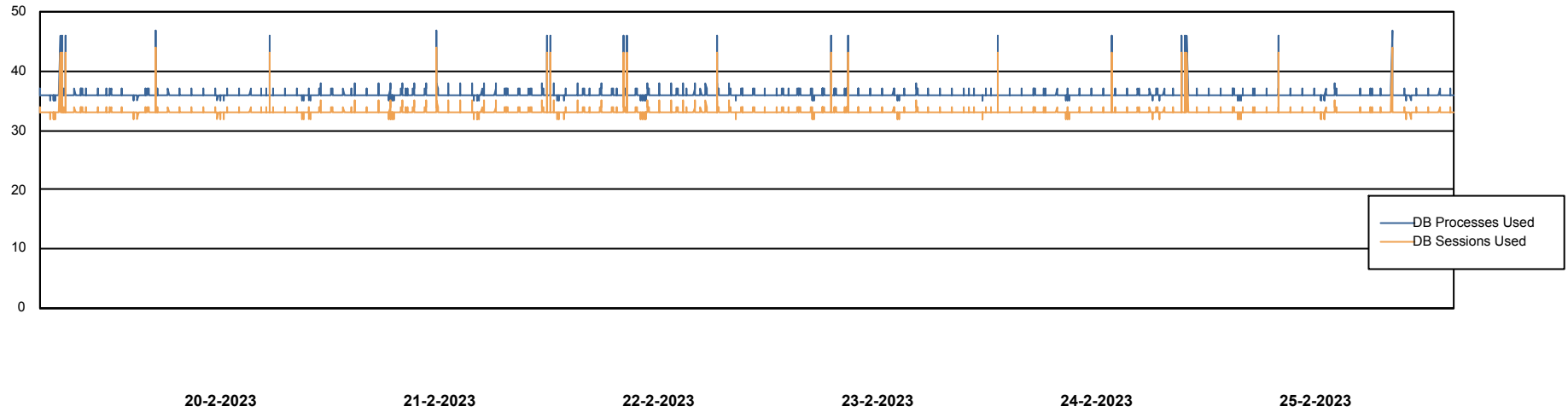
# Weekly SLA Customer Report

Customer CUS\_Production (24/7)  
Database ID 131



Database Performance CUS\_ProdDB\_Standby

DB Processes Max 1,000



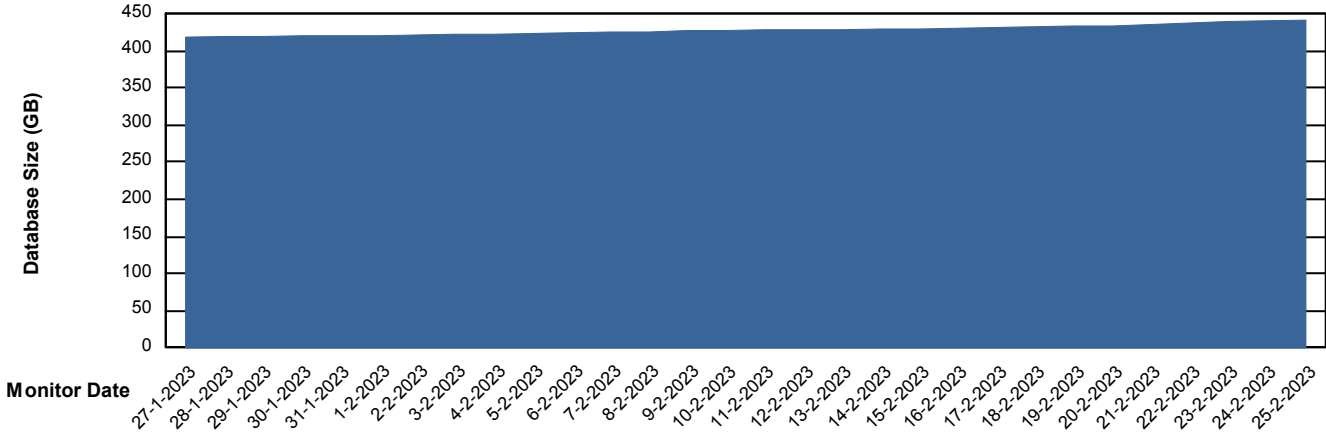
# Weekly SLA Customer Report

Customer CUS\_Production (24/7)  
 Database ID 131



DATABASE SIZE CUS\_ProdDB\_Primary

Database growth over last month



Database Tablespace CUS\_ProdDB\_Primary

Date	Tablespace Name	Filesize (Gb)	Usedsize (Gb)	Percentage free
25-2-2023	ABSDATA	221	184	16
	INDX	289	243	16
24-2-2023	ABSDATA	221	184	17
	INDX	289	243	16
23-2-2023	ABSDATA	219	184	16
	INDX	289	242	16
22-2-2023	ABSDATA	219	184	16
	INDX	289	242	16
21-2-2023	ABSDATA	219	183	16
	INDX	289	242	16
20-2-2023	ABSDATA	218	183	16
	INDX	286	241	16
19-2-2023	ABSDATA	218	183	16
	INDX	286	241	16

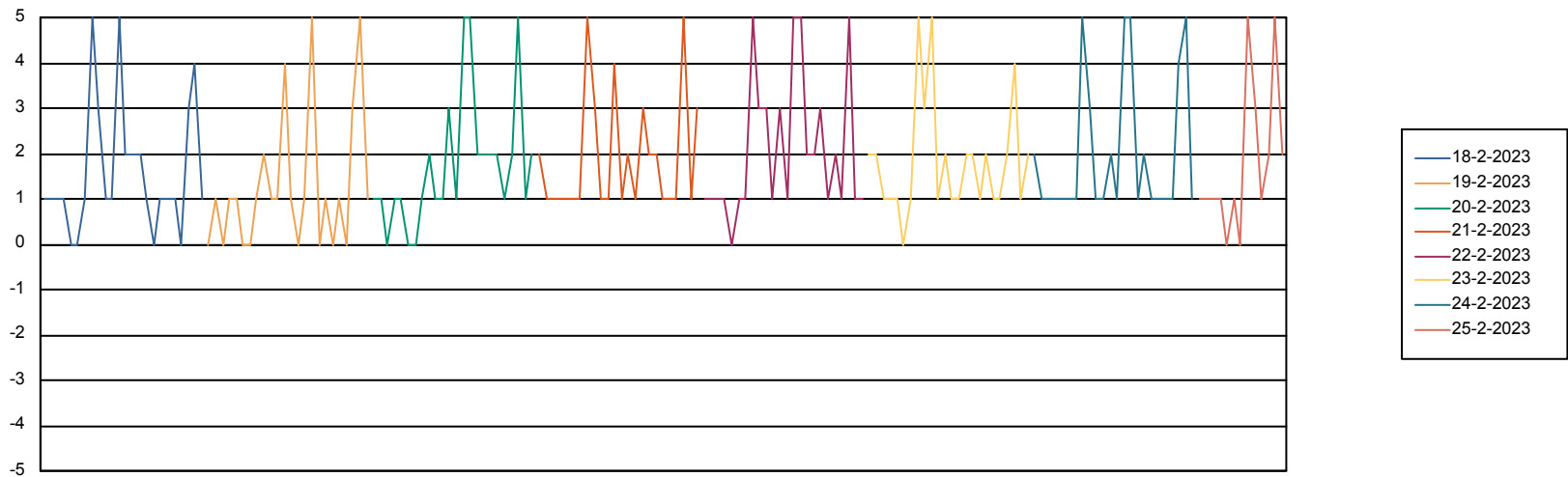
# Weekly SLA Customer Report

Customer CUS\_Production (24/7)  
Database ID 131



Standby Database Health CUS\_Production (24/7)

### Recovery lag for last 7 days



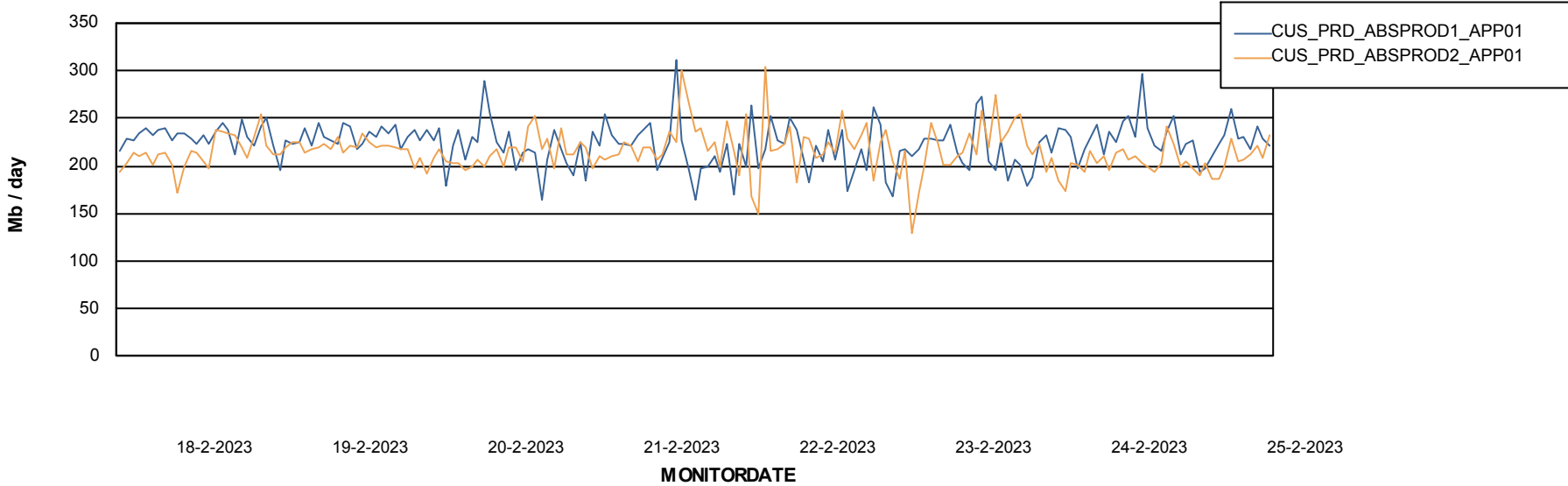
# Weekly SLA Customer Report

Customer CUS\_Production (24/7)  
Database ID 131

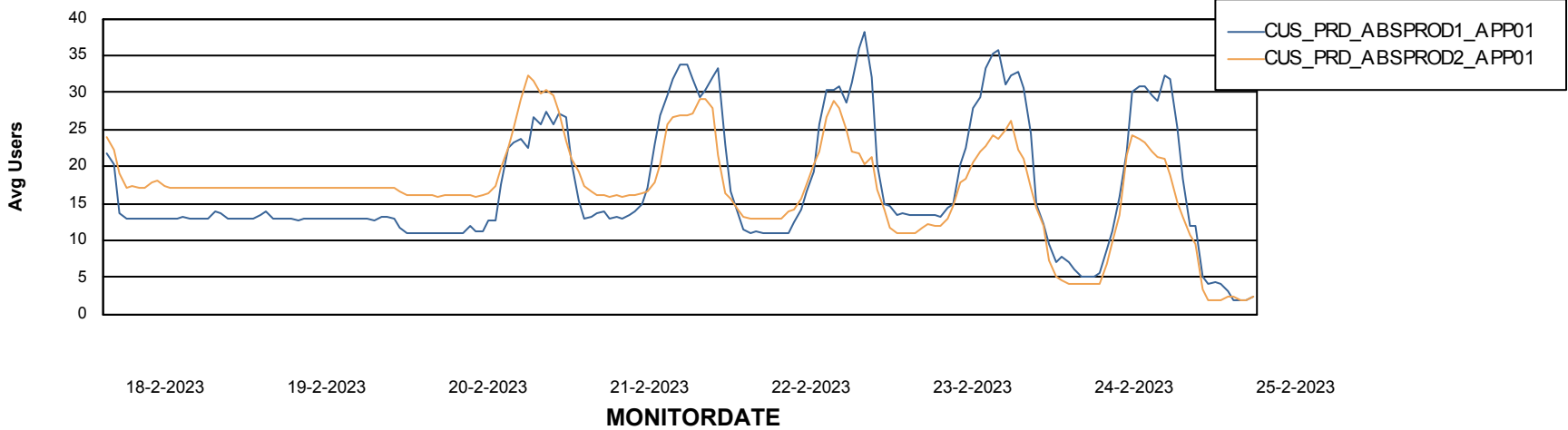


## ABSolute Application Server Services

### Avg memory used per ABS Server Service



### Avg users per day per ABS server



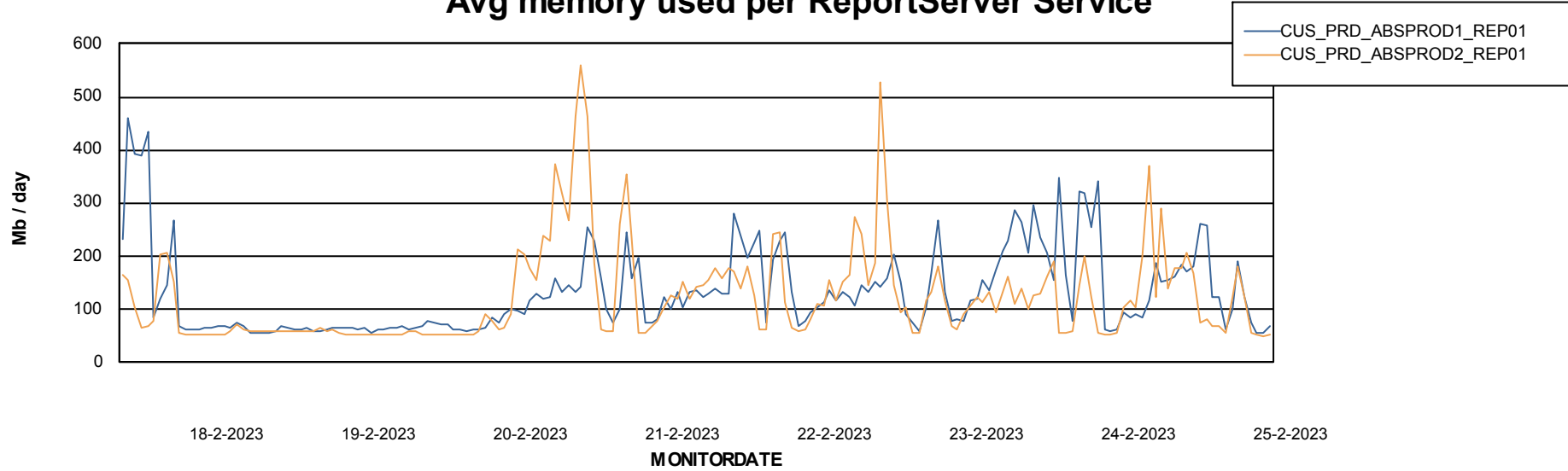
# Weekly SLA Customer Report

Customer CUS\_Production (24/7)  
Database ID 131



## ABSSolute Application ReportServer Services

### Avg memory used per ReportServer Service



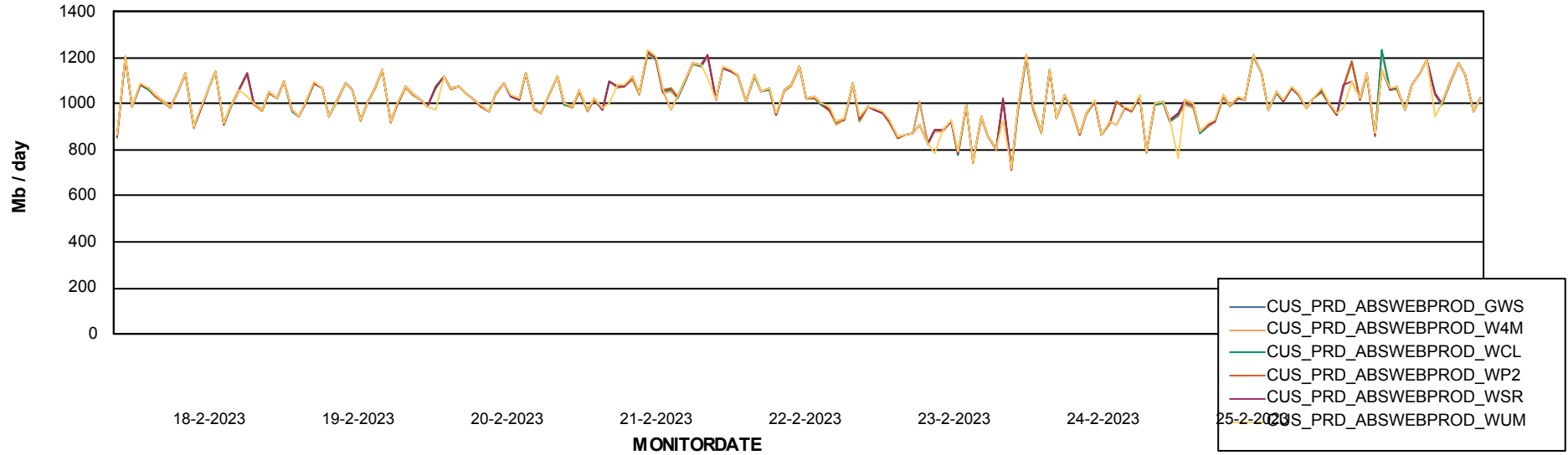
# Weekly SLA Customer Report

Customer CUS\_Production (24/7)  
Database ID 131



## ABSSolute Web Component Services

### Avg memory used per ABS Web component



# Weekly SLA Customer Report

Customer CUS\_Production (24/7)  
Database ID 131



### Disaster per ABS component

