

Weekly SLA Customer Report

Customer CIW Production
Database ID 45



Harddisk Usage CIW_PRD_ORACLE1

	Free disk space on c: (%)	Total disk space on c: (Gb)	Free disk space on d: (%)	Total disk space on d: (Gb)	Free disk space on e: (%)	Total disk space on e: (Gb)
25-2-2023	90	700	21	700	100	831
24-2-2023	90	700	22	700	100	831
23-2-2023	90	700	22	700	100	831
22-2-2023	90	700	22	700	100	831
21-2-2023	90	700	22	700	100	831
20-2-2023	90	700	23	700	100	831
19-2-2023	90	700	23	700	100	831

Harddisk Usage CIW_PRD_ORACLE2

	Free disk space on c: (%)	Total disk space on c: (Gb)	Free disk space on d: (%)	Total disk space on d: (Gb)	Free disk space on e: (%)	Total disk space on e: (Gb)
25-2-2023	87	701	22	700	98	830
24-2-2023	87	701	22	700	98	830
23-2-2023	88	701	22	700	98	830
22-2-2023	88	701	18	700	98	830
21-2-2023	88	701	15	700	98	830
20-2-2023	88	701	15	700	98	830
19-2-2023	88	701	16	700	98	830

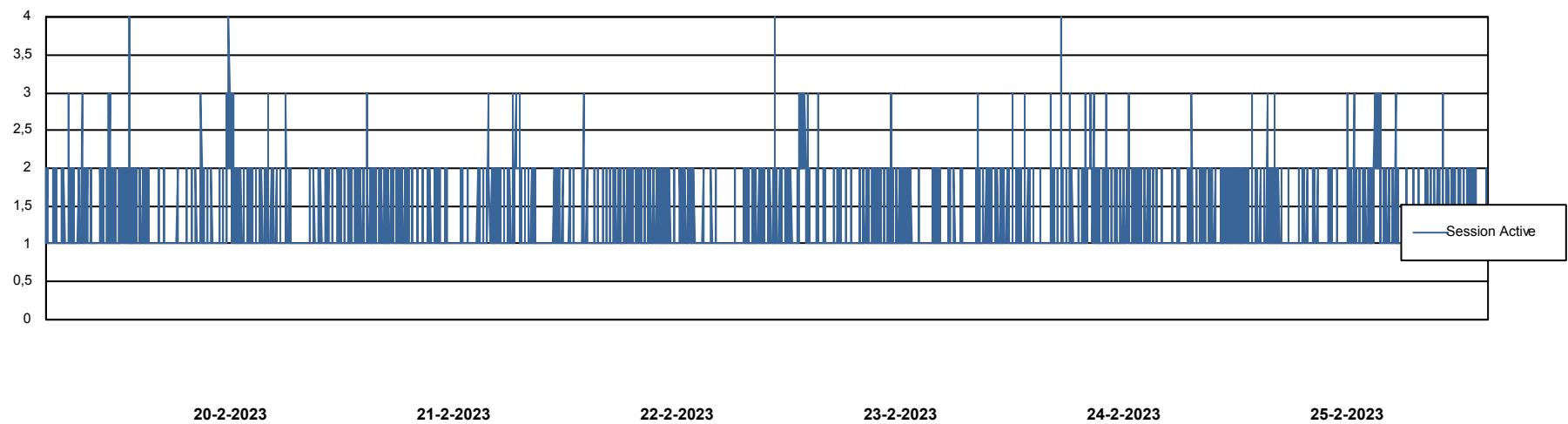
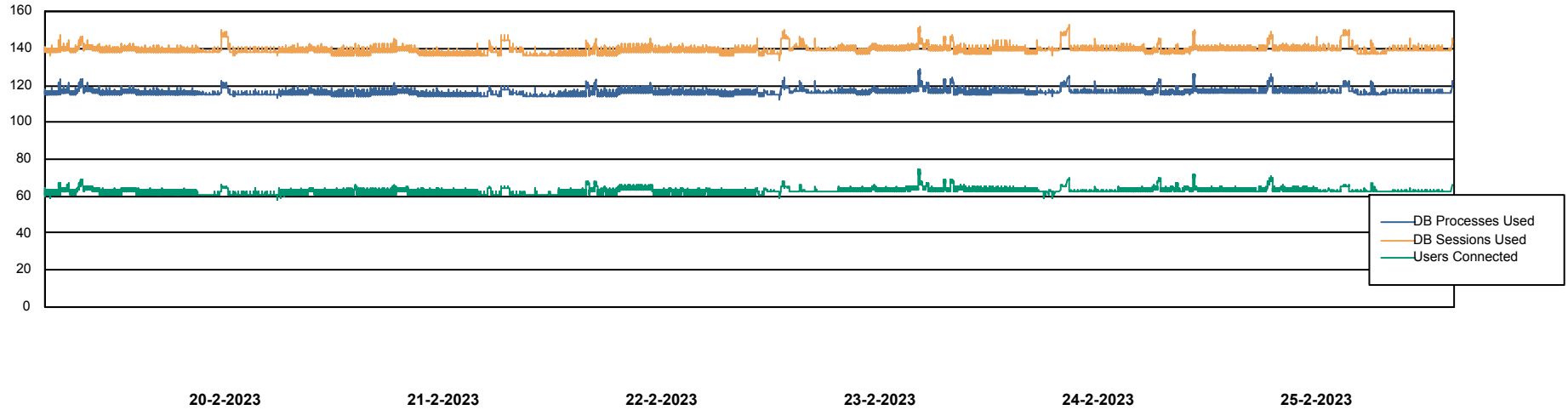
Weekly SLA Customer Report

Customer CIW Production
Database ID 45



Database Performance CIWDB_Production

DB Processes Max 300
DB Sessions Max 472



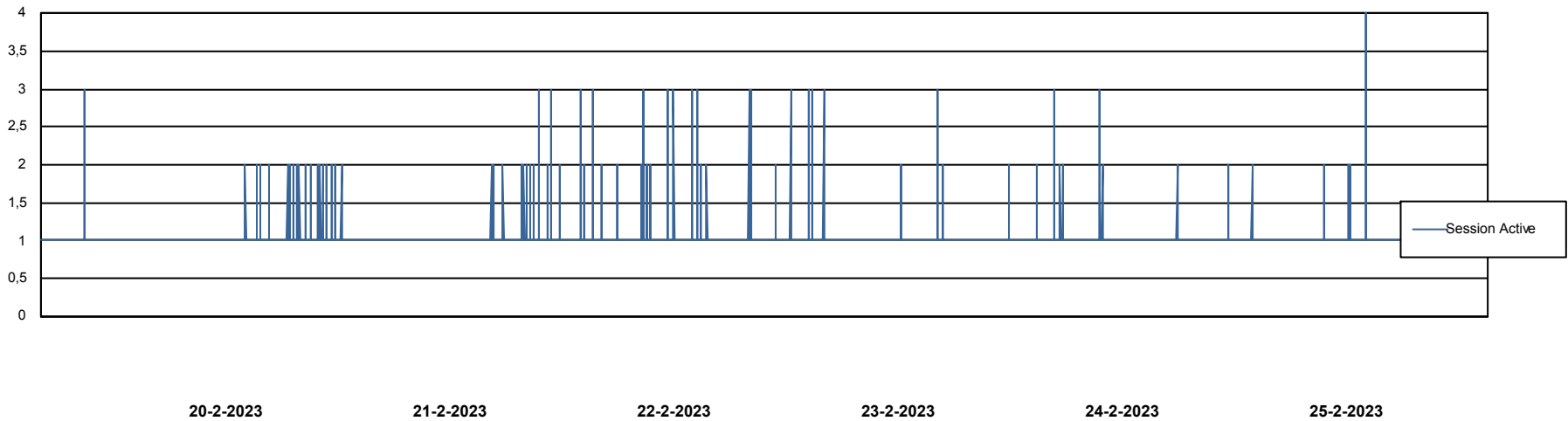
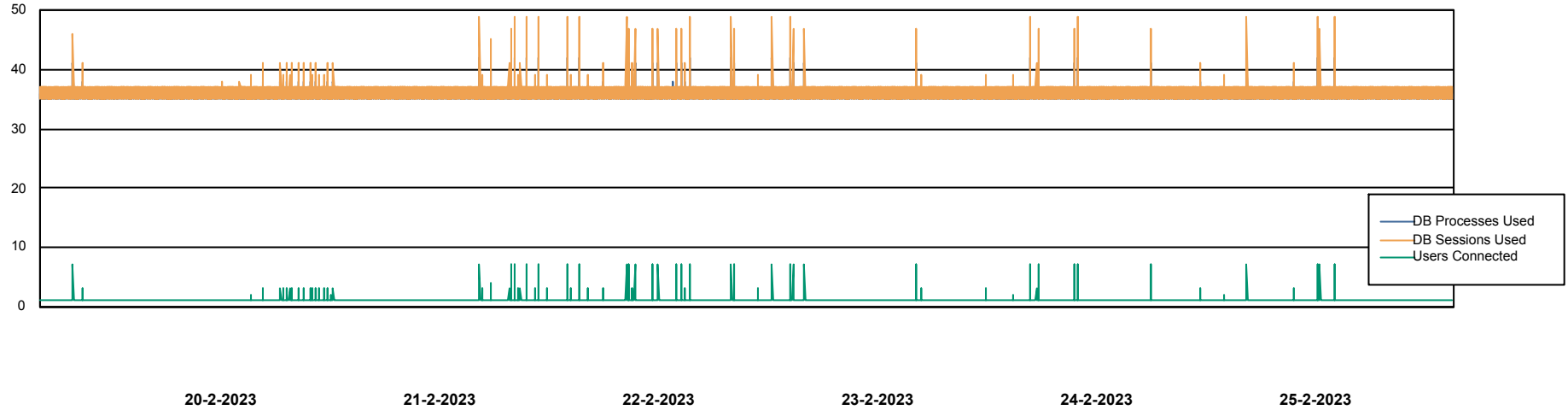
Weekly SLA Customer Report

Customer CIW Production
Database ID 45



Database Performance CIWDB_Standby

DB Processes Max 300
DB Sessions Max 472



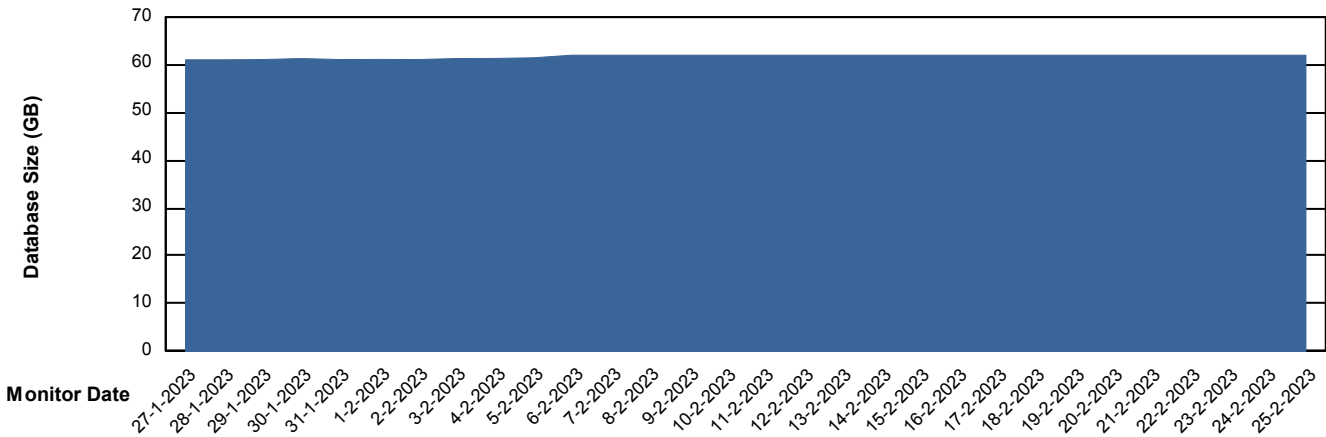
Weekly SLA Customer Report

Customer CIW Production
 Database ID 45



DATABASE SIZE CIWDB_Production

Database growth over last month



Database Tablespace CIWDB_Production

Date	Tablespace Name	Filesize (Gb)	Usedsize (Gb)	Percentage free
25-2-2023	ABSDATA	57	47	18
	INDX	12	7	42
24-2-2023	ABSDATA	57	47	18
	INDX	12	7	42
23-2-2023	ABSDATA	57	47	18
	INDX	12	7	42
22-2-2023	ABSDATA	57	47	18
	INDX	12	7	42
21-2-2023	ABSDATA	57	47	18
	INDX	12	7	42
20-2-2023	ABSDATA	57	47	18
	INDX	12	7	42
19-2-2023	ABSDATA	57	47	18
	INDX	12	7	42

Weekly SLA Customer Report

Customer CIW Production
Database ID 45



Standby Database Health CIW Production

Recovery lag for last 7 days

