

Weekly SLA Customer Report

Customer VEN_Production
Database ID 35



Harddisk Usage VEN_PRD_VENABS06_DB

	Free disk space on C: (%)	Total disk space on C: (Gb)	Used disk space on C: (Gb)	Free disk space on D: (%)	Total disk space on D: (Gb)	Used disk space on D: (Gb)	Free disk space on E: (%)	Total disk space on E: (Gb)	Used disk space on E: (Gb)
18-2-2023	58	102	43	22	601	466	48	400	207
17-2-2023	58	102	43	22	601	466	51	400	196
16-2-2023	58	102	43	23	601	464	51	400	196
15-2-2023	58	102	43	23	601	461	51	400	195
14-2-2023	58	102	43	23	601	461	52	400	192
13-2-2023	58	102	43	23	601	461	52	400	192
12-2-2023	58	102	43	23	601	461	52	400	193

Harddisk Usage VEN_PRD_VENABS07_SB-DB

	Free disk space on C: (%)	Total disk space on C: (Gb)	Used disk space on C: (Gb)	Free disk space on D: (%)	Total disk space on D: (Gb)	Used disk space on D: (Gb)	Free disk space on E: (%)	Total disk space on E: (Gb)	Used disk space on E: (Gb)
18-2-2023	53	102	47	26	1,000	738	84	400	65
17-2-2023	53	102	47	26	1,000	738	85	400	59
16-2-2023	54	102	47	26	1,000	736	85	400	59
15-2-2023	54	102	47	27	1,000	733	86	400	57
14-2-2023	54	102	47	27	1,000	733	86	400	56
13-2-2023	54	102	47	27	1,000	733	86	400	55
12-2-2023	54	102	47	27	1,000	733	86	400	55

Weekly SLA Customer Report

Customer VEN_Production
 Database ID 35



Harddisk Usage VEN_PRD_VENABS08_BI

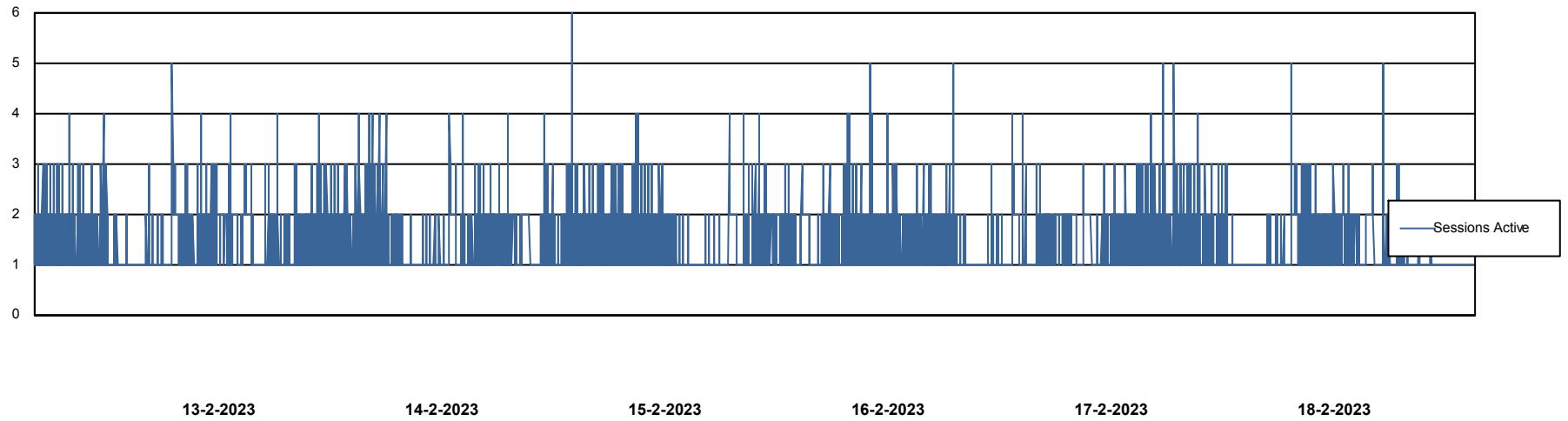
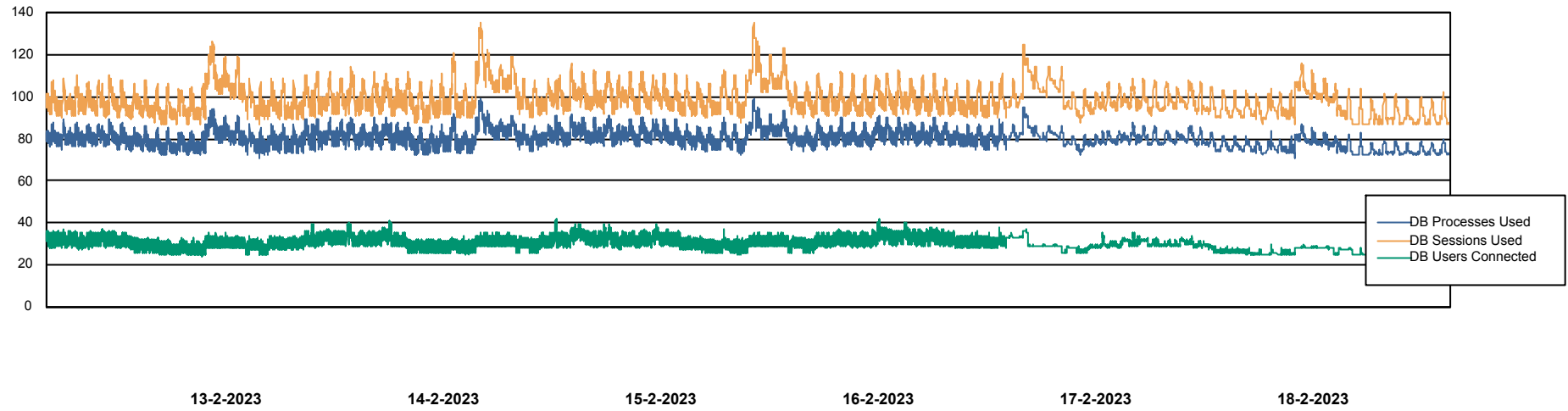
	Free disk space on C: (%)	Total disk space on C: (Gb)	Used disk space on C: (Gb)	Free disk space on D: (%)	Total disk space on D: (Gb)	Used disk space on D: (Gb)
18-2-2023	41	102	60	20	601	482
17-2-2023	41	102	60	20	601	481
16-2-2023	41	102	60	20	601	481
15-2-2023	41	102	60	20	601	481
14-2-2023	41	102	60	20	601	481
13-2-2023	41	102	60	20	601	481
12-2-2023	41	102	60	20	601	481

Weekly SLA Customer Report

Customer VEN_Production
Database ID 35



Database Performance VENDB_Production



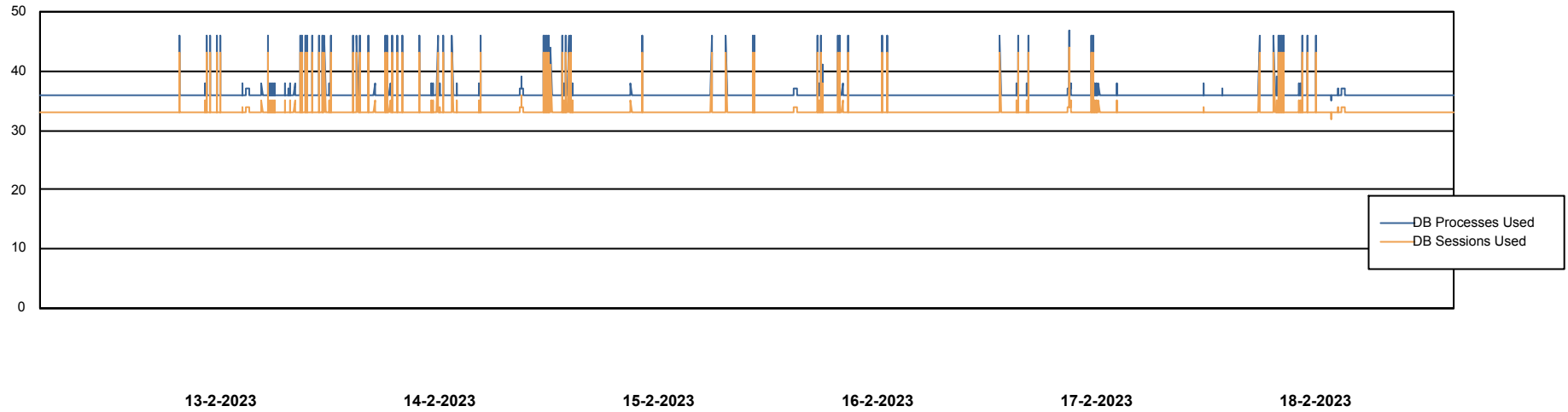
Weekly SLA Customer Report

Customer VEN_Production
Database ID 35



Database Performance VENDB_Standby

DB Processes Max 300



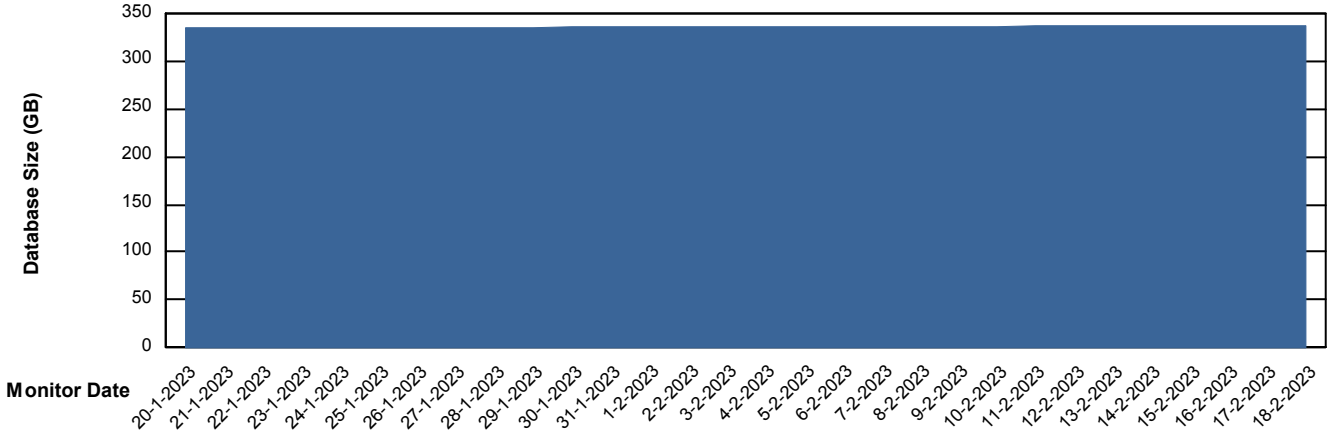
Weekly SLA Customer Report

Customer VEN_Production
 Database ID 35



DATABASE SIZE VENDB_Production

Database growth over last month



Database Tablespace VENDB_Production

Date	Tablespace Name	Filesize (Gb)	Usedsize (Gb)	Percentage free
18-2-2023	ABSDATA	207	172	17
	INDX	188	156	17
17-2-2023	ABSDATA	207	172	17
	INDX	188	156	17
16-2-2023	ABSDATA	207	172	17
	INDX	188	156	17
15-2-2023	ABSDATA	204	171	16
	INDX	186	156	16
14-2-2023	ABSDATA	204	171	16
	INDX	186	156	16
13-2-2023	ABSDATA	204	171	16
	INDX	186	156	16
12-2-2023	ABSDATA	204	171	16
	INDX	186	156	16

