

Weekly SLA Customer Report

Customer NIX_Production
Database ID 51



Harddisk Usage NIX_PRD_ABSAPP01

	Free disk space on C: (%)	Total disk space on C: (Gb)	Used disk space on C: (Gb)	Free disk space on E: (%)	Total disk space on E: (Gb)	Used disk space on E: (Gb)
18-2-2023	56	207	90	100	98	0
17-2-2023	56	207	90	100	98	0
16-2-2023	56	207	90	100	98	0
15-2-2023	56	207	90	100	98	0
14-2-2023	56	207	90	100	98	0
13-2-2023	56	207	90	100	98	0
12-2-2023	56	207	90	100	98	0

Harddisk Usage NIX_PRD_ABSAPP04

	Free disk space on C: (%)	Total disk space on C: (Gb)	Used disk space on C: (Gb)
18-2-2023	33	127	84
17-2-2023	33	127	84
16-2-2023	33	127	84
15-2-2023	33	127	84
14-2-2023	34	127	84
13-2-2023	34	127	84
12-2-2023	34	127	84

Weekly SLA Customer Report

Customer NIX_Production
Database ID 51



Harddisk Usage NIX_PRD_ABSWEB02

	Free disk space on C: (%)	Total disk space on C: (Gb)	Used disk space on C: (Gb)
18-2-2023	88	300	36
17-2-2023	88	300	36
16-2-2023	88	300	36
15-2-2023	88	300	36
14-2-2023	88	300	37
13-2-2023	88	300	37
12-2-2023	88	300	37

Harddisk Usage NIX_PRD_BISRV

	Free disk space on C: (%)	Total disk space on C: (Gb)	Used disk space on C: (Gb)
18-2-2023	43	836	473
17-2-2023	44	836	466
16-2-2023	44	836	465
15-2-2023	44	836	466
14-2-2023	44	836	465
13-2-2023	31	836	581
12-2-2023	15	836	711

Weekly SLA Customer Report

Customer NIX_Production
Database ID 51



Harddisk Usage NIX_PRD_ORCDB1

	Free disk space on C: (%)	Total disk space on C: (Gb)	Used disk space on C: (Gb)	Free disk space on D: (%)	Total disk space on D: (Gb)	Used disk space on D: (Gb)	Free disk space on E: (%)	Total disk space on E: (Gb)	Used disk space on E: (Gb)	Free disk space on F: (%)
18-2-2023	71	554	158	48	586	307	54	605	281	43
17-2-2023	71	554	159	48	586	307	54	605	281	42
16-2-2023	71	554	158	48	586	307	54	605	281	42
15-2-2023	71	554	158	48	586	307	54	605	281	42
14-2-2023	72	554	158	48	586	307	54	605	281	43
13-2-2023	72	554	158	48	586	307	54	605	279	43
12-2-2023	72	554	158	48	586	307	54	605	277	43

Harddisk Usage NIX_PRD_ORCDB2

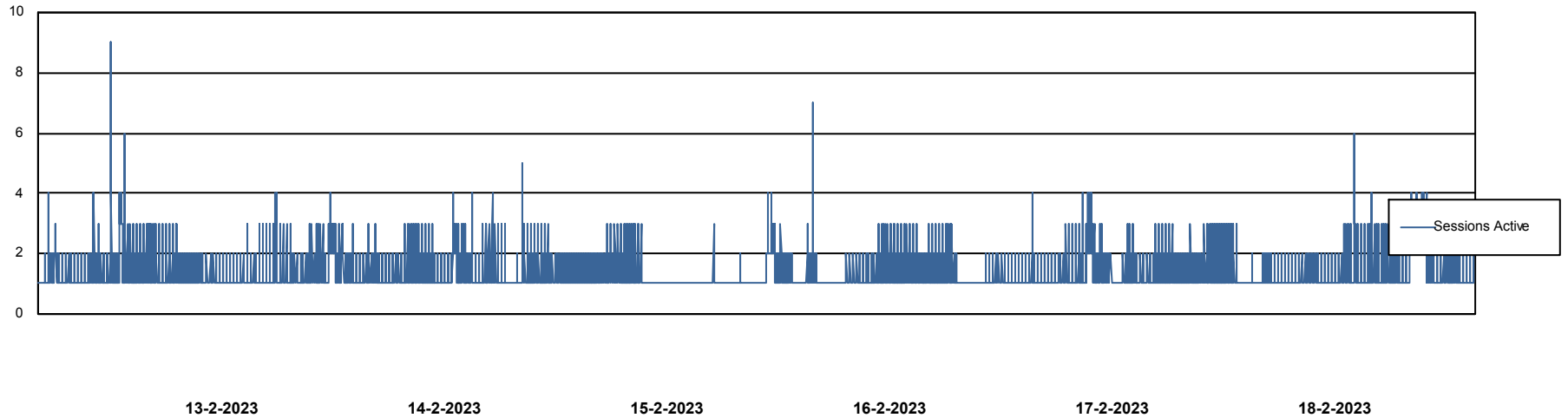
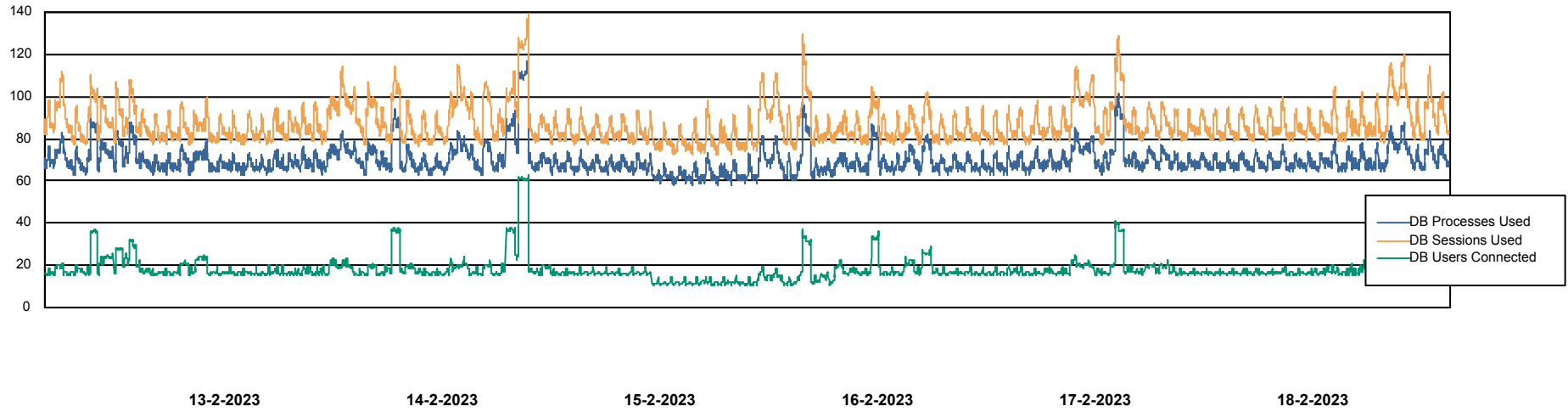
	Free disk space on C: (%)	Total disk space on C: (Gb)	Used disk space on C: (Gb)	Free disk space on D: (%)	Total disk space on D: (Gb)	Used disk space on D: (Gb)	Free disk space on E: (%)	Total disk space on E: (Gb)	Used disk space on E: (Gb)	Free disk space on F: (%)
18-2-2023	89	574	65	43	488	278	59	684	281	87
17-2-2023	89	574	65	43	488	278	59	684	281	87
16-2-2023	89	574	65	43	488	278	59	684	281	87
15-2-2023	89	574	64	43	488	278	59	684	280	88
14-2-2023	89	574	65	43	488	278	59	684	281	88
13-2-2023	89	574	64	43	488	278	59	684	279	88
12-2-2023	89	574	64	43	488	278	60	684	276	88

Weekly SLA Customer Report

Customer NIX_Production
Database ID 51



Database Performance NIXDB_BI

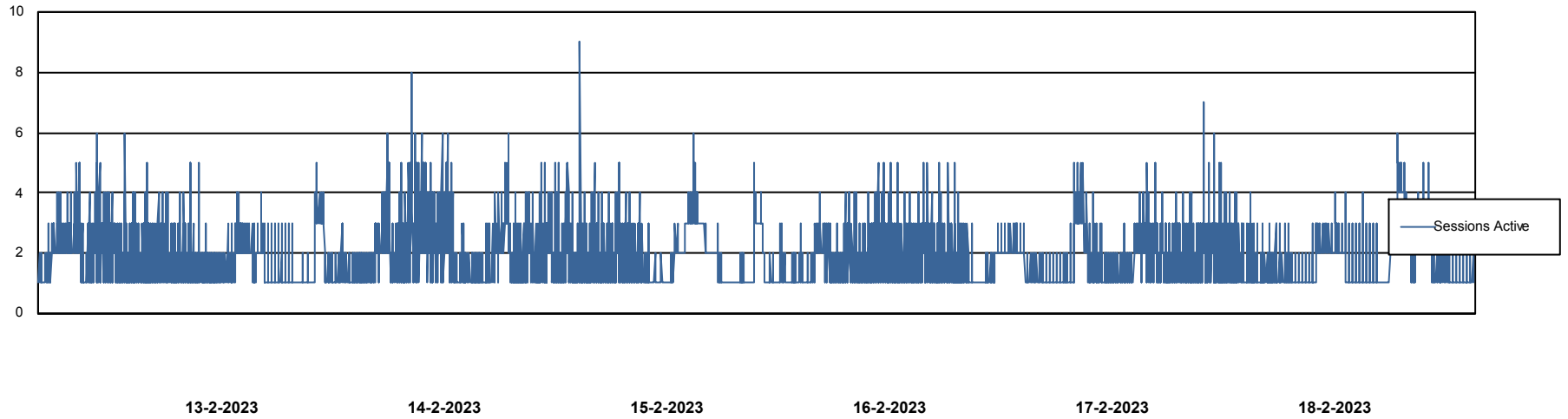
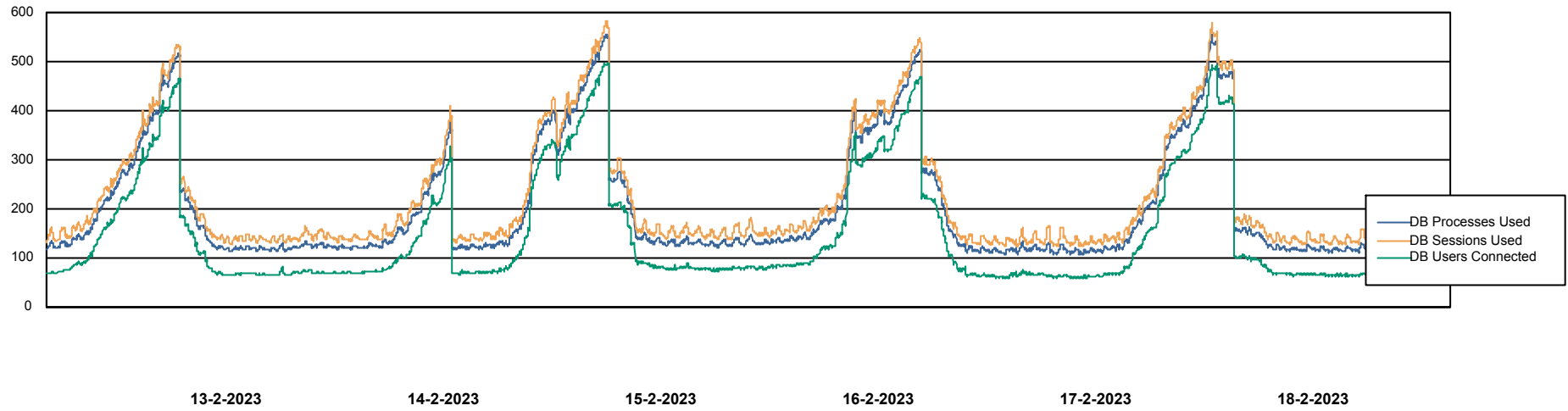


Weekly SLA Customer Report

Customer NIX_Production
Database ID 51



Database Performance NIXDB_Production



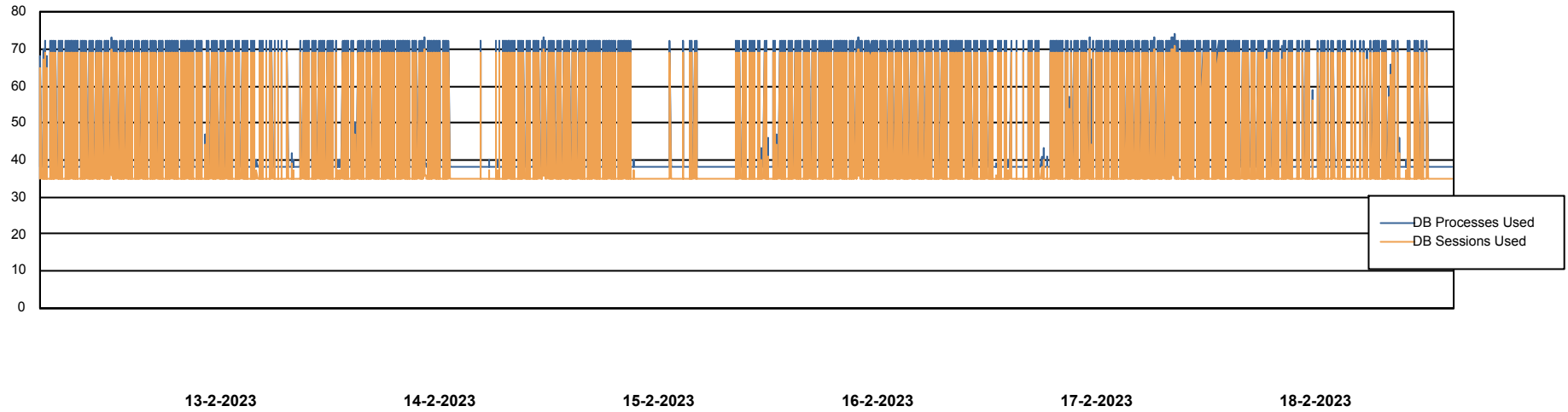
Weekly SLA Customer Report

Customer NIX_Production
Database ID 51



Database Performance NIXDB_Standby

DB Processes Max 300



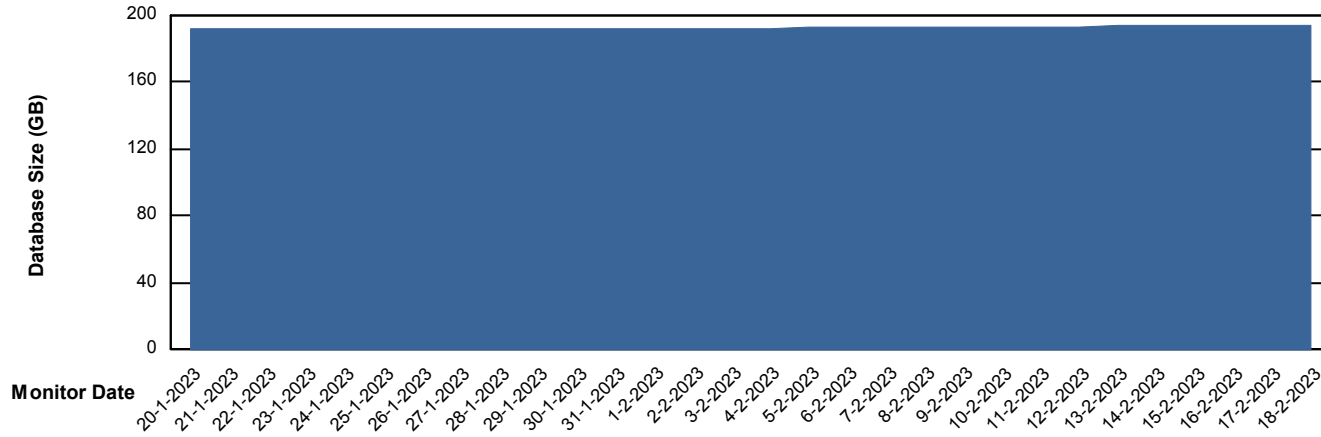
Weekly SLA Customer Report

Customer NIX_Production
Database ID 51



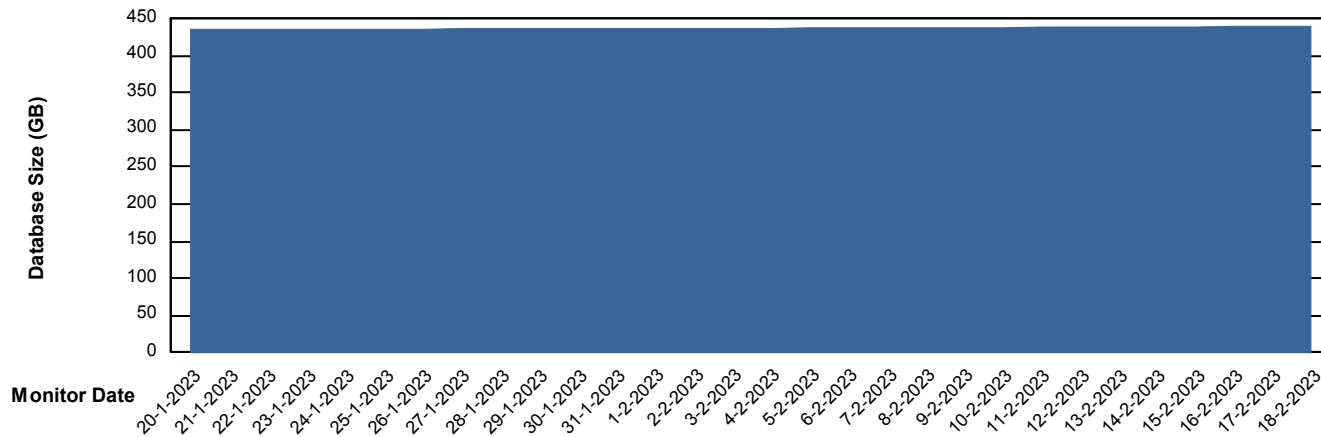
DATABASE SIZE NIXDB_BI

Database growth over last month



DATABASE SIZE NIXDB_Production

Database growth over last month



Weekly SLA Customer Report

Customer NIX_Production
Database ID 51



Database Tablespace NIXDB_BI

Date	Tablespace Name	Filesize (Gb)	Usedsize (Gb)	Percentage free
18-2-2023	ABSDATA	97	80	18
	INDX	134	112	16
17-2-2023	ABSDATA	97	80	18
	INDX	134	112	17
16-2-2023	ABSDATA	97	80	18
	INDX	134	112	17
15-2-2023	ABSDATA	97	80	18
	INDX	134	112	17
14-2-2023	ABSDATA	97	80	18
	INDX	134	112	17
13-2-2023	ABSDATA	97	80	18
	INDX	134	112	17
12-2-2023	ABSDATA	97	80	18
	INDX	134	112	17

Weekly SLA Customer Report

Customer NIX_Production
 Database ID 51



Database Tablespace NIXDB_Production

Date	Tablespace Name	Filesize (Gb)	Usedsize (Gb)	Percentage free
18-2-2023	ABSDATA	221	182	18
	INDX	280	233	17
17-2-2023	ABSDATA	221	182	18
	INDX	280	233	17
16-2-2023	ABSDATA	221	182	18
	INDX	280	233	17
15-2-2023	ABSDATA	221	182	18
	INDX	280	233	17
14-2-2023	ABSDATA	221	182	18
	INDX	280	232	17
13-2-2023	ABSDATA	221	182	18
	INDX	280	232	17
12-2-2023	ABSDATA	221	182	18
	INDX	276	232	16

BI Status and last ETL error for NIXDB_BI

	ma 13/2/2023	di 14/2/2023	wo 15/2/2023	do 16/2/2023	vr 17/2/2023	za 18/2/2023
ABS DataWarehouse ETL Health	OK	OK	OK	OK	OK	OK
ABS DWHStaging ETL Health	OK	OK	OK	OK	OK	OK

Weekly SLA Customer Report

Customer NIX_Production
Database ID 51



BI last ETL error for	NIXDB_BI
do, 16-02-2023	None
di, 14-02-2023	None
di, 14-02-2023	None
do, 16-02-2023	None
vr, 17-02-2023	None
vr, 17-02-2023	None
ma, 13-02-2023	None
za, 18-02-2023	None
ma, 13-02-2023	None
wo, 15-02-2023	None
zo, 12-02-2023	None
wo, 15-02-2023	None
zo, 12-02-2023	None
za, 18-02-2023	None

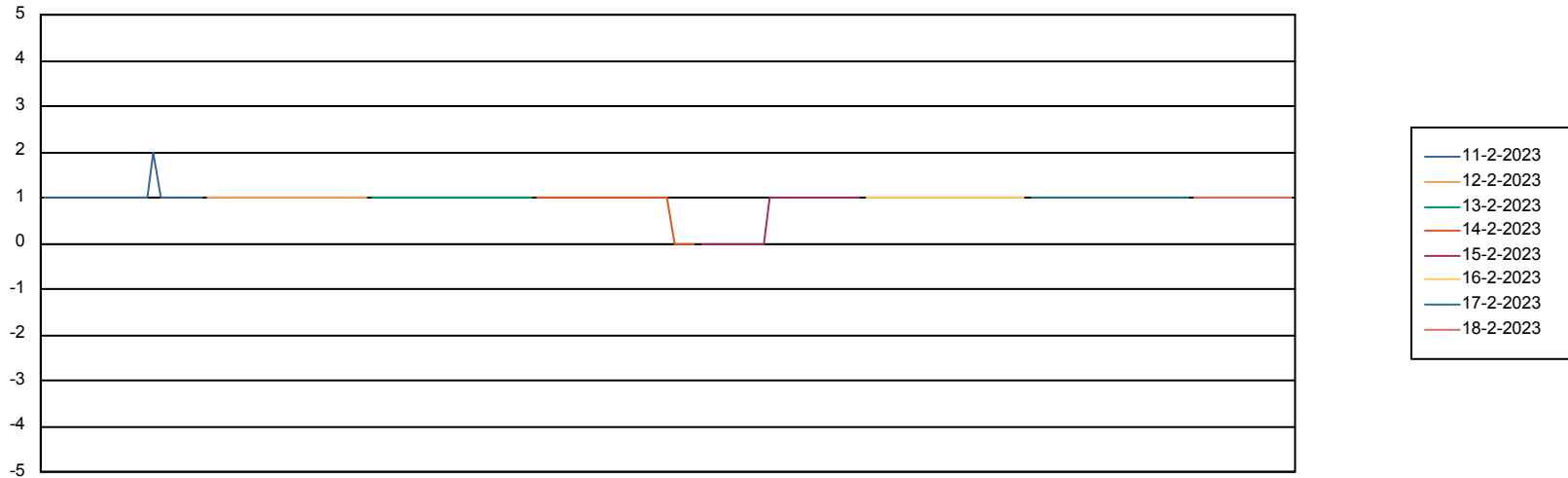
Weekly SLA Customer Report

Customer NIX_Production
Database ID 51



Standby Database Health NIX_Production

Recovery lag for last 7 days



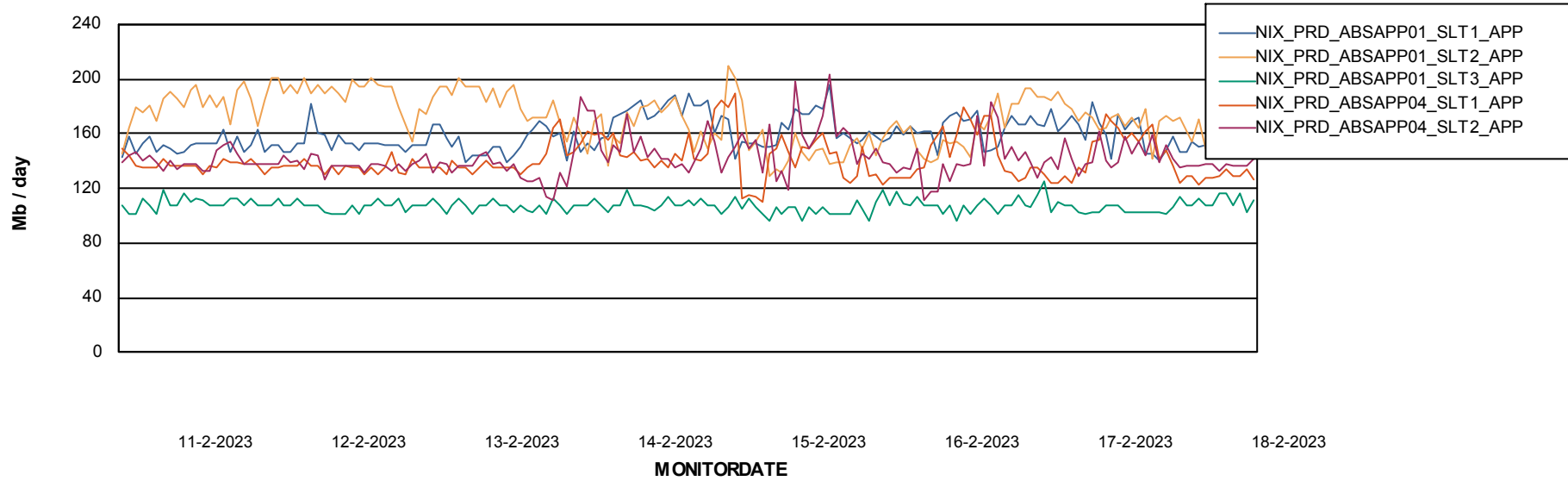
Weekly SLA Customer Report

Customer NIX_Production
Database ID 51

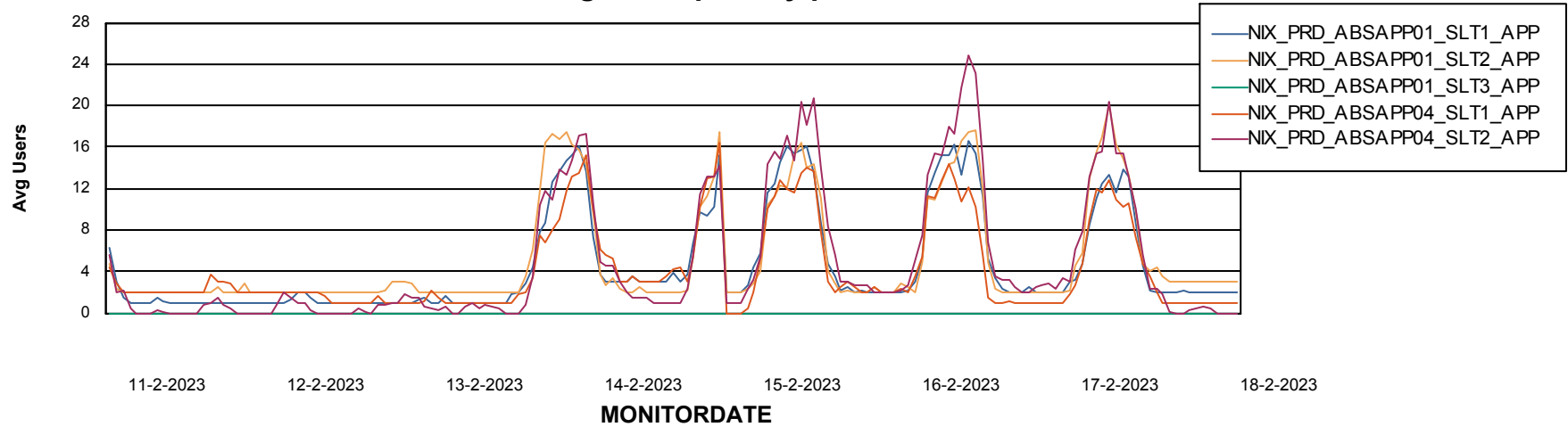


ABSSolute Application Server Services

Avg memory used per ABS Server Service



Avg users per day per ABS server



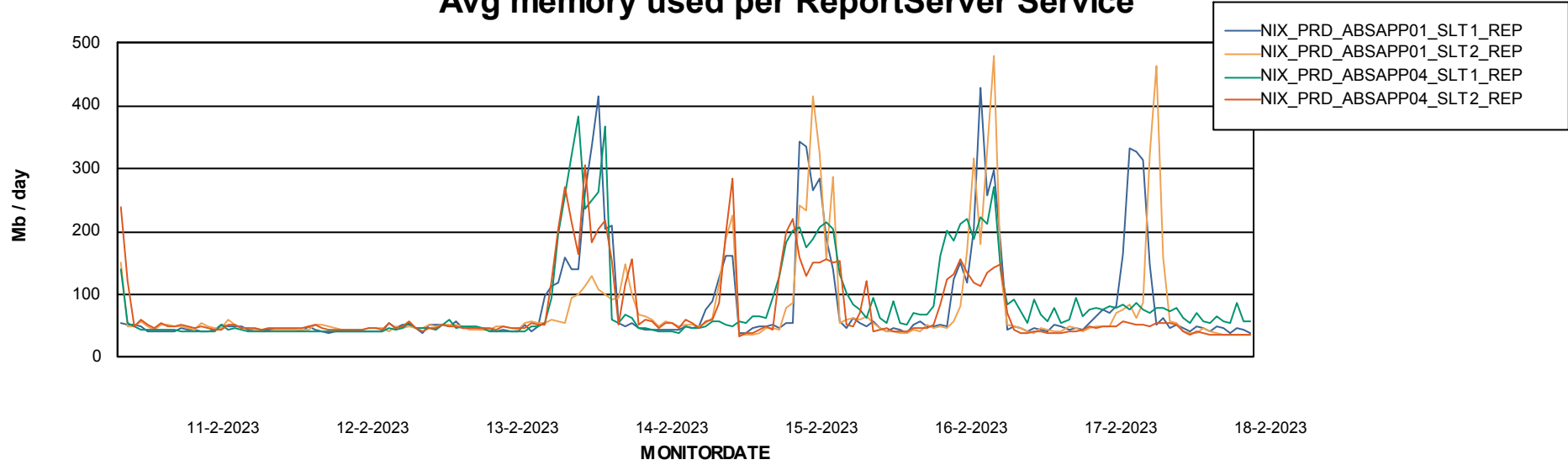
Weekly SLA Customer Report

Customer NIX_Production
Database ID 51



ABSSolute Application ReportServer Services

Avg memory used per ReportServer Service



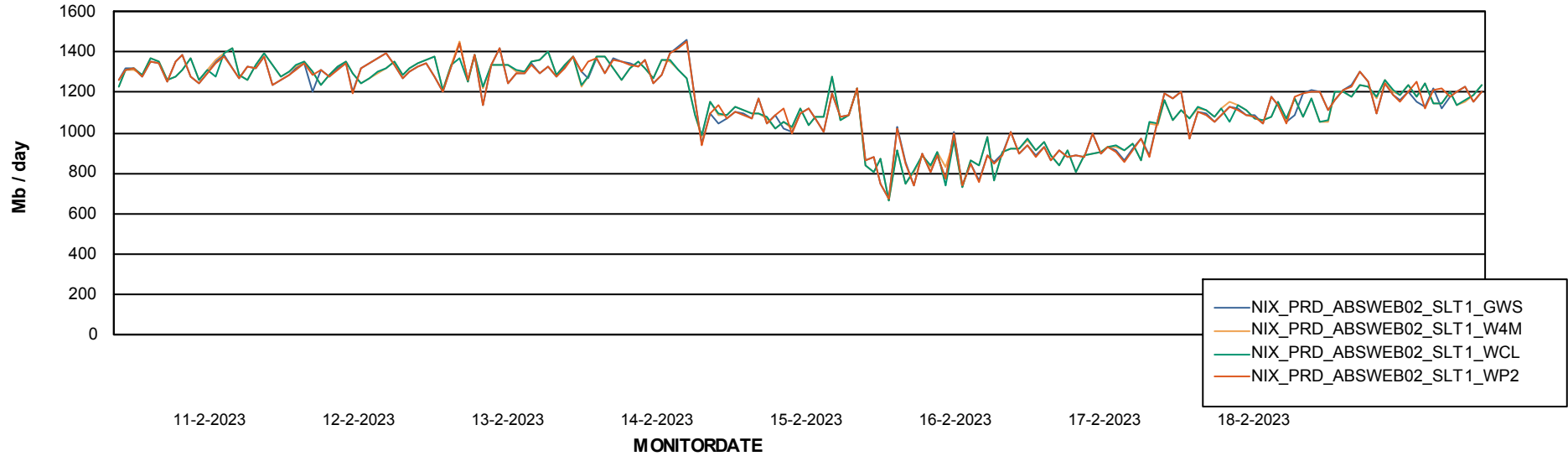
Weekly SLA Customer Report

Customer NIX_Production
Database ID 51



ABSSolute Web Component Services

Avg memory used per ABS Web component



Weekly SLA Customer Report

Customer NIX_Production
Database ID 51



Disaster per ABS component

