

Weekly SLA Customer Report

Customer BNL_Production
Database ID 83



Harddisk Usage BNL_EMCC

	Free disk space on C: (%)	Total disk space on C: (Gb)	Used disk space on C: (Gb)	Free disk space on D: (%)	Total disk space on D: (Gb)	Used disk space on D: (Gb)	Free disk space on E: (%)	Total disk space on E: (Gb)	Used disk space on E: (Gb)	Free disk space on Z: (%)
18-2-2023	50	127	63	72	128	36	86	128	17	90
17-2-2023	50	127	63	72	128	36	86	128	17	90
16-2-2023	50	127	63	72	128	36	86	128	17	90
15-2-2023	50	127	63	72	128	36	86	128	17	90
14-2-2023	49	127	65	72	128	36	86	128	17	90
13-2-2023	49	127	65	72	128	36	86	128	17	90
12-2-2023	46	127	68	72	128	36	86	128	17	90

Harddisk Usage BNL_PRD_BSNLP-VM-ABSD02

	Free disk space on C: (%)	Total disk space on C: (Gb)	Used disk space on C: (Gb)	Free disk space on D: (%)	Total disk space on D: (Gb)	Used disk space on D: (Gb)	Free disk space on E: (%)	Total disk space on E: (Gb)	Used disk space on E: (Gb)	Free disk space on F: (%)
18-2-2023	50	127	63	69	1,512	471	86	500	69	80
17-2-2023	50	127	63	68	1,512	487	84	500	82	80
16-2-2023	50	127	63	69	1,512	475	86	500	71	80
15-2-2023	51	127	62	71	1,512	439	88	500	60	80
14-2-2023	50	127	63	69	1,512	475	89	500	55	80
13-2-2023	51	127	61	71	1,512	432	88	500	60	80
12-2-2023	50	127	63	71	1,512	432	90	500	52	80

Weekly SLA Customer Report

Customer BNL_Production
 Database ID 83



Harddisk Usage BNL_PRD_BSNLP-VM-ABSD03

	Free disk space on C: (%)	Total disk space on C: (Gb)	Used disk space on C: (Gb)	Free disk space on D: (%)	Total disk space on D: (Gb)	Used disk space on D: (Gb)	Free disk space on E: (%)	Total disk space on E: (Gb)	Used disk space on E: (Gb)	Free disk space on F: (%)
18-2-2023	47	127	67	84	1,512	235	78	500	111	80
17-2-2023	47	127	67	83	1,512	262	78	500	112	80
16-2-2023	47	127	67	84	1,512	248	78	500	112	80
15-2-2023	48	127	66	86	1,512	207	77	500	113	80
14-2-2023	47	127	67	86	1,512	207	77	500	115	80
13-2-2023	47	127	67	86	1,512	207	77	500	116	80
12-2-2023	47	127	67	86	1,512	207	78	500	111	80

Harddisk Usage BNL_PRD_bsnlp-vm-absw01

	Free disk space on C: (%)	Total disk space on C: (Gb)	Used disk space on C: (Gb)	Free disk space on D: (%)	Total disk space on D: (Gb)	Used disk space on D: (Gb)	Free disk space on E: (%)	Total disk space on E: (Gb)	Used disk space on E: (Gb)
18-2-2023	76	127	30	96	128	5	91	16	1
17-2-2023	76	127	30	96	128	5	91	16	1
16-2-2023	77	127	29	96	128	5	91	16	1
15-2-2023	77	127	29	96	128	5	91	16	1
14-2-2023	77	127	29	96	128	5	91	16	1
13-2-2023	76	127	30	96	128	5	91	16	1
12-2-2023	76	127	30	96	128	5	91	16	1

Weekly SLA Customer Report

Customer BNL_Production
 Database ID 83



Harddisk Usage BNL_PRD_vm-absa01

	Free disk space on C: (%)	Total disk space on C: (Gb)	Used disk space on C: (Gb)	Free disk space on D: (%)	Total disk space on D: (Gb)	Used disk space on D: (Gb)	Free disk space on E: (%)	Total disk space on E: (Gb)	Used disk space on E: (Gb)
18-2-2023	75	127	32	81	127	24	92	64	5
17-2-2023	75	127	32	81	127	24	92	64	5
16-2-2023	76	127	31	81	127	24	92	64	5
15-2-2023	75	127	32	81	127	24	92	64	5
14-2-2023	75	127	32	81	127	24	92	64	5
13-2-2023	75	127	32	81	127	24	92	64	5
12-2-2023	75	127	32	81	127	24	92	64	5

Harddisk Usage BNL_PRD_vm-absa02

	Free disk space on C: (%)	Total disk space on C: (Gb)	Used disk space on C: (Gb)	Free disk space on D: (%)	Total disk space on D: (Gb)	Used disk space on D: (Gb)	Free disk space on E: (%)	Total disk space on E: (Gb)	Used disk space on E: (Gb)
18-2-2023	73	127	34	71	127	37	92	64	5
17-2-2023	73	127	34	71	127	37	92	64	5
16-2-2023	73	127	34	71	127	36	92	64	5
15-2-2023	73	127	34	71	127	36	92	64	5
14-2-2023	73	127	34	71	127	36	92	64	5
13-2-2023	73	127	34	71	127	36	92	64	5
12-2-2023	73	127	34	71	127	36	92	64	5

Weekly SLA Customer Report

Customer BNL_Production
 Database ID 83



Harddisk Usage BNL_PRD_vm-absa03

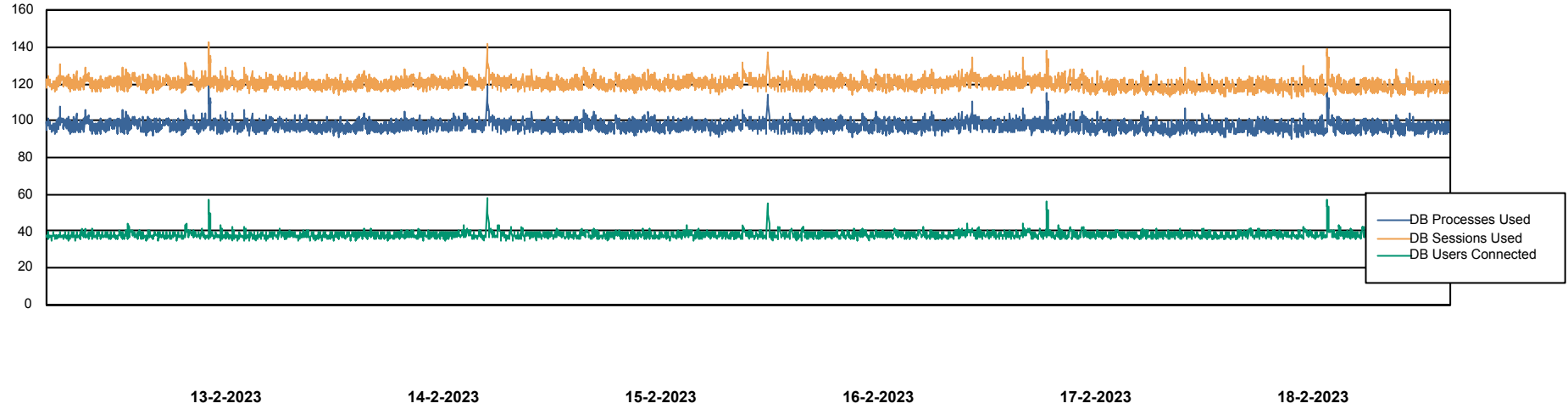
	Free disk space on C: (%)	Total disk space on C: (Gb)	Used disk space on C: (Gb)	Free disk space on D: (%)	Total disk space on D: (Gb)	Used disk space on D: (Gb)	Free disk space on E: (%)	Total disk space on E: (Gb)	Used disk space on E: (Gb)
18-2-2023	67	127	42	36	127	81	92	64	5
17-2-2023	67	127	41	36	127	81	92	64	5
16-2-2023	67	127	41	36	127	81	92	64	5
15-2-2023	67	127	41	36	127	81	92	64	5
14-2-2023	69	127	39	36	127	81	92	64	5
13-2-2023	68	127	40	36	127	81	92	64	5
12-2-2023	67	127	42	36	127	81	92	64	5

Weekly SLA Customer Report

Customer BNL_Production
Database ID 83



Database Performance BNL_EMCC

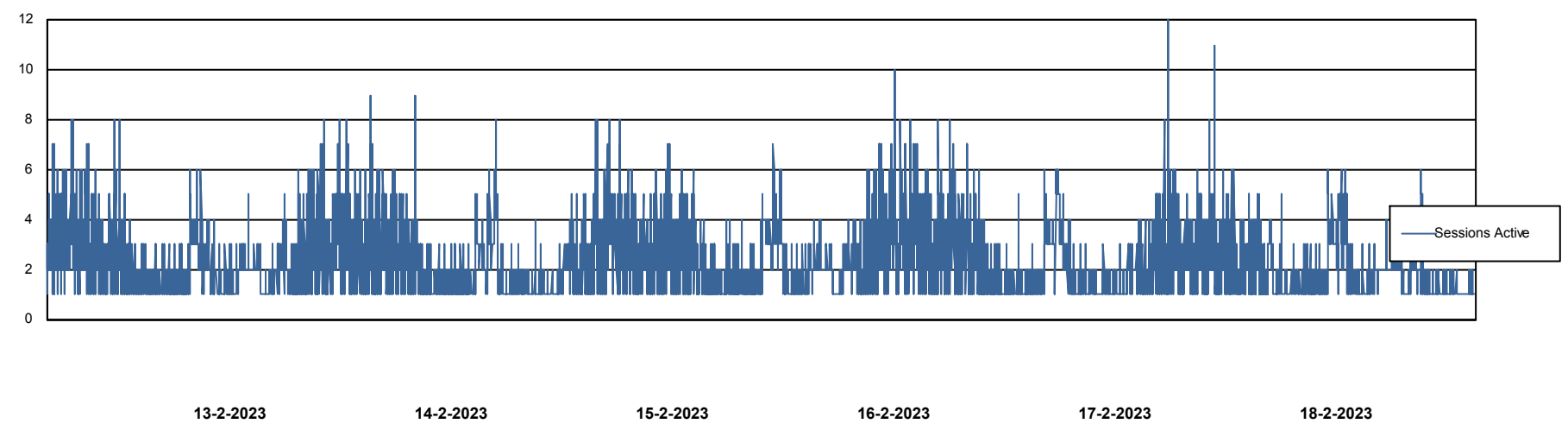
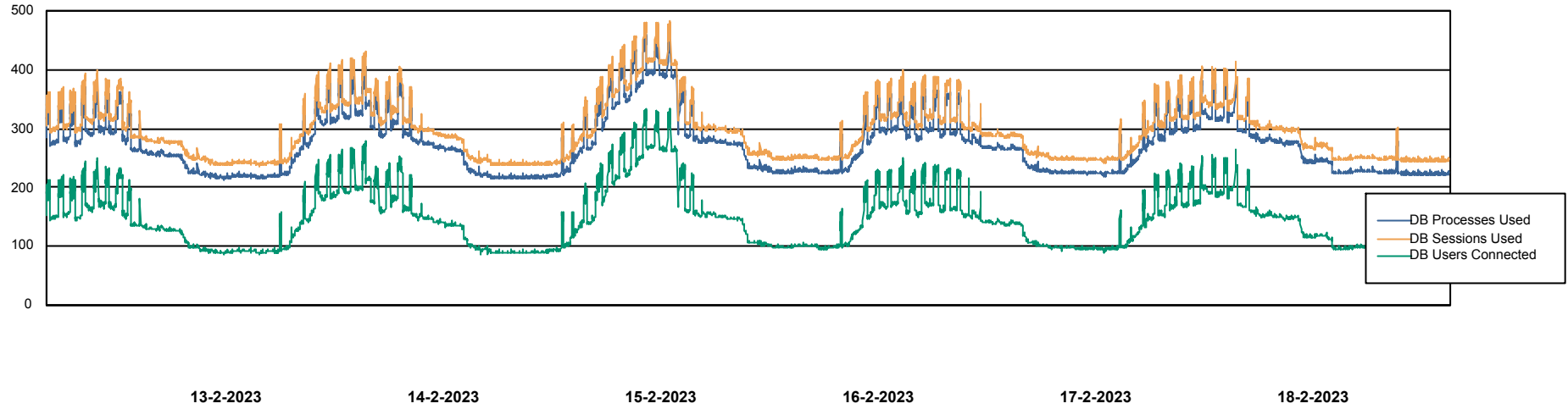


Weekly SLA Customer Report

Customer BNL_Production
Database ID 83



Database Performance BNLDB_Production_New



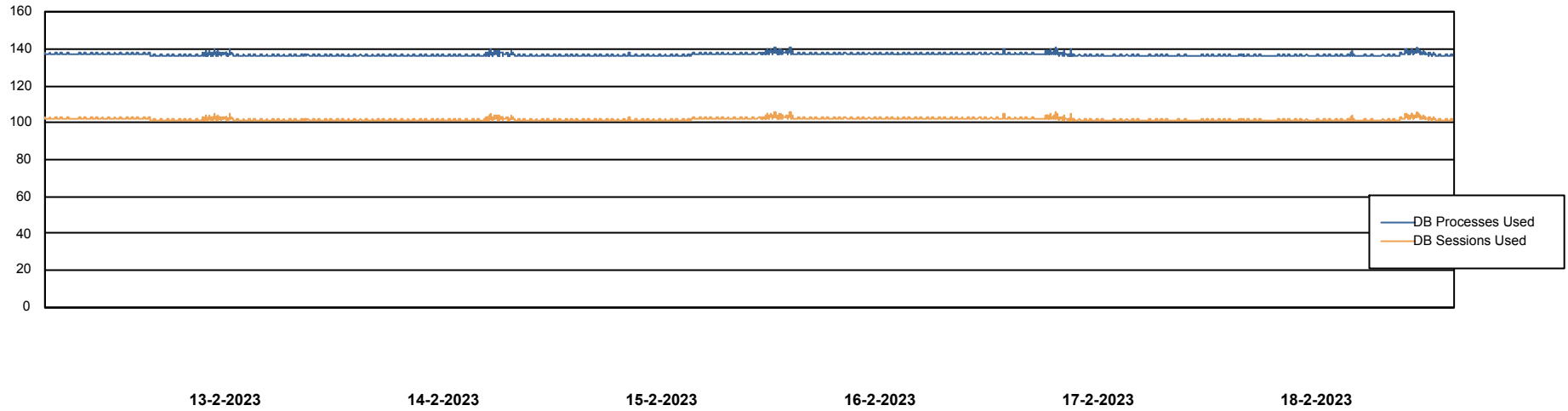
Weekly SLA Customer Report

Customer BNL_Production
Database ID 83



Database Performance BNLDB_Standby

DB Processes Max 1,000
DB Processes Max 0
DB Processes Max 4



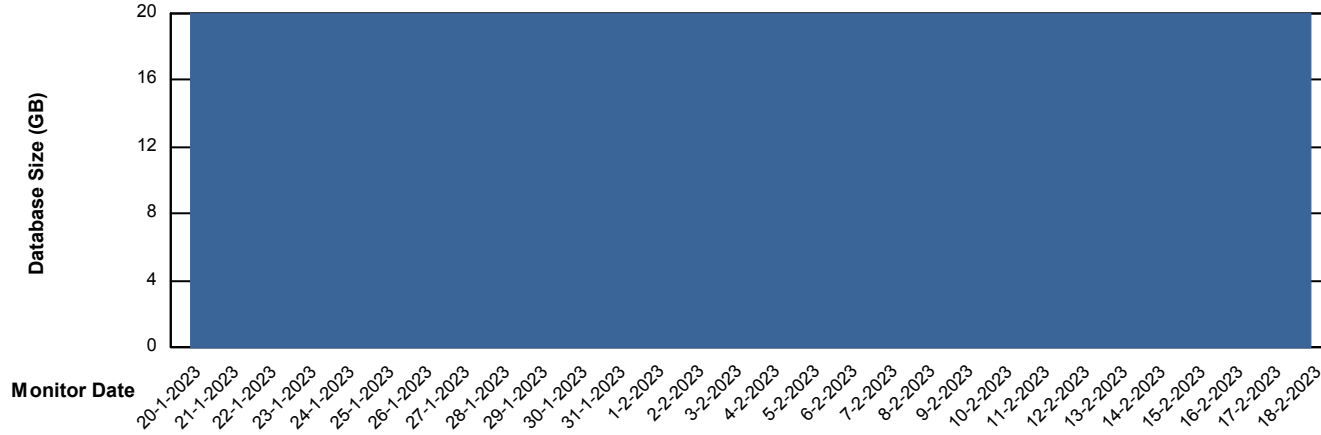
Weekly SLA Customer Report

Customer BNL_Production
Database ID 83



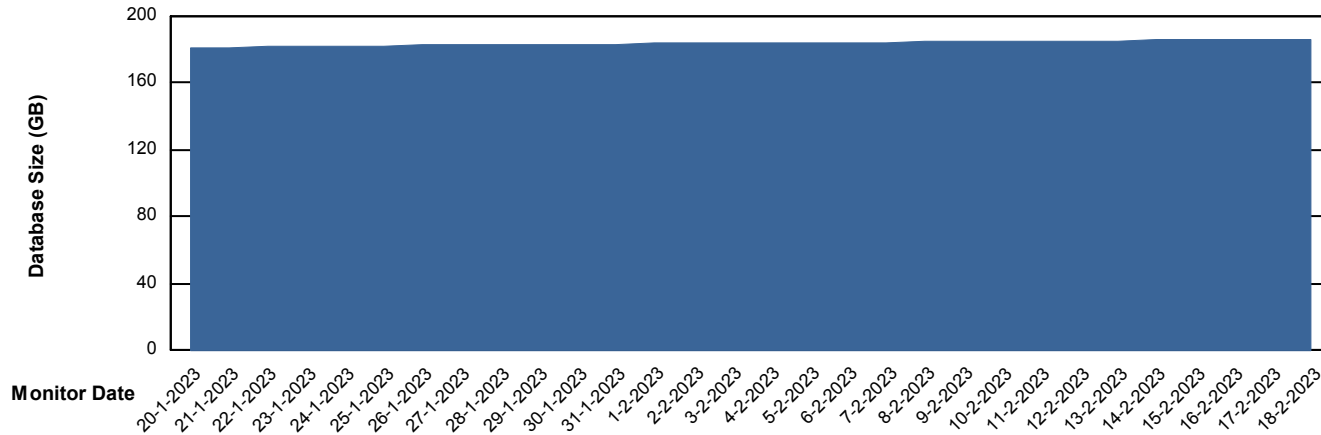
DATABASE SIZE BNL_EMCC

Database growth over last month



DATABASE SIZE BNLDB_Production_New

Database growth over last month



Weekly SLA Customer Report

Customer BNL_Production
 Database ID 83

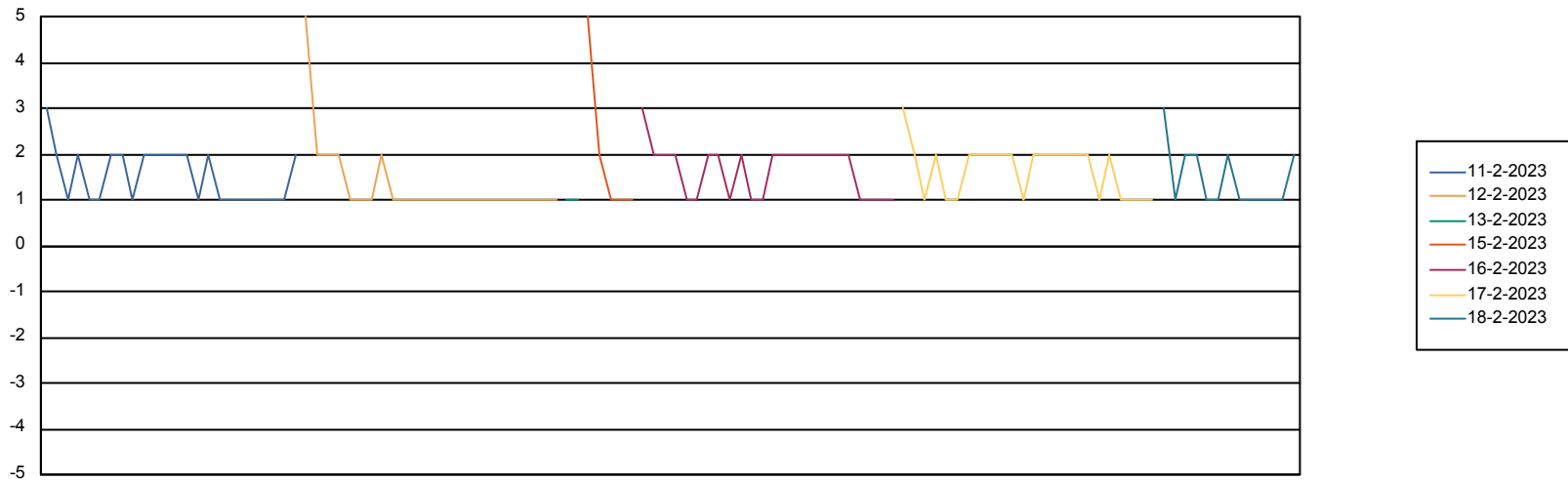


Database Tablespace BNLDB_Production_New

Date	Tablespace Name	Filesize (Gb)	Usedsize (Gb)	Percentage free
18-2-2023	ABSDATA	105	81	23
	INDX	200	96	52
17-2-2023	ABSDATA	105	81	23
	INDX	200	96	52
16-2-2023	ABSDATA	105	81	23
	INDX	200	96	52
15-2-2023	ABSDATA	105	81	23
	INDX	200	96	52
14-2-2023	ABSDATA	105	81	23
	INDX	200	96	52
13-2-2023	ABSDATA	105	80	24
	INDX	200	96	52
12-2-2023	ABSDATA	105	80	24
	INDX	200	96	52

Standby Database Health BNL_Production

Recovery lag for last 7 days



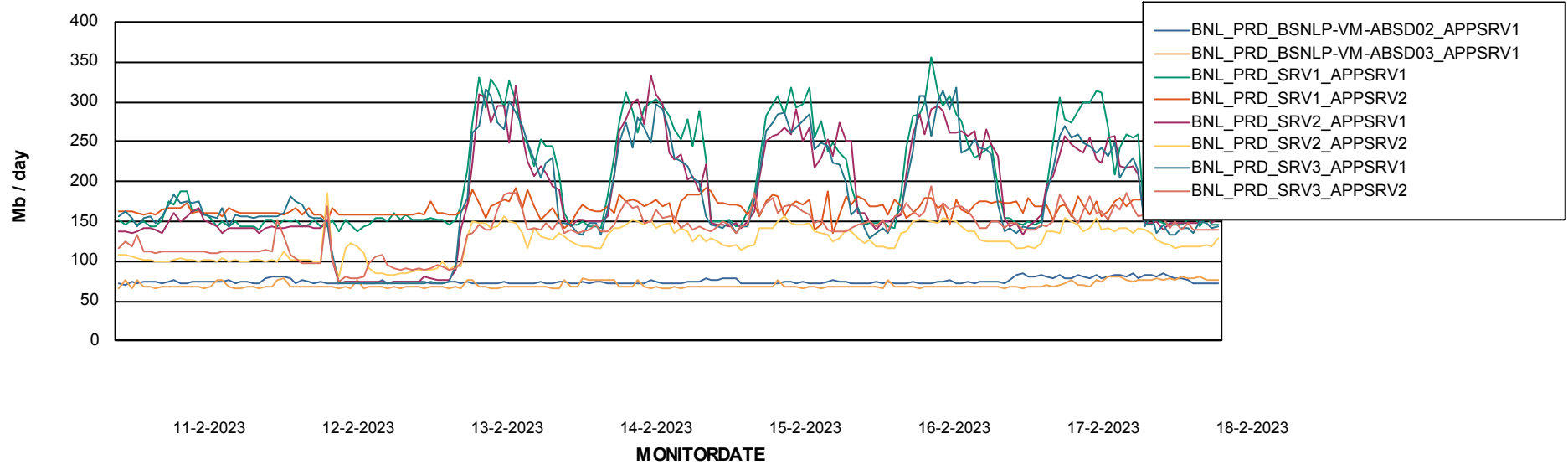
Weekly SLA Customer Report

Customer BNL_Production
Database ID 83

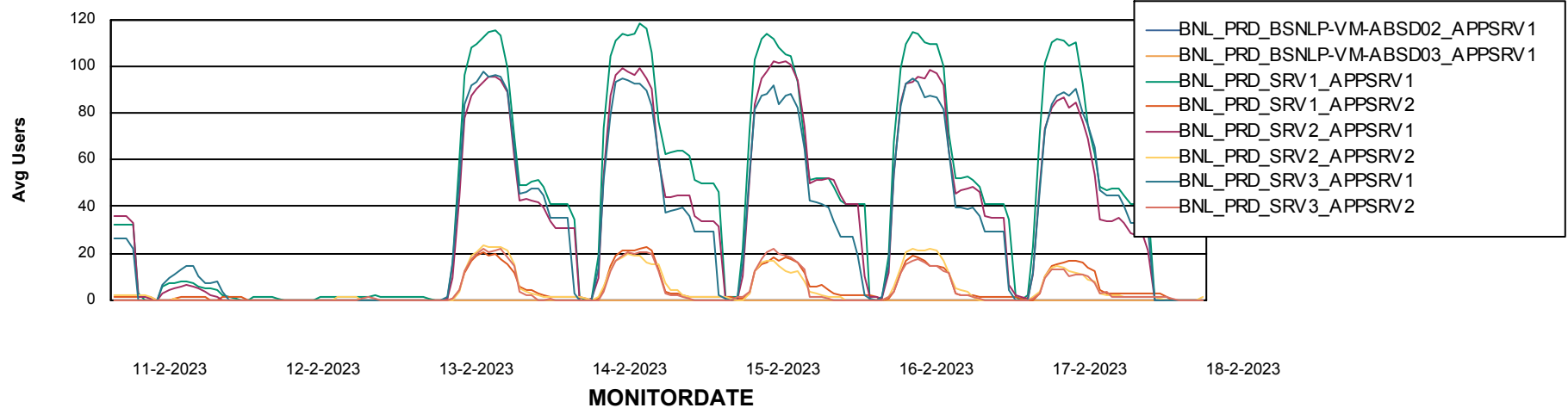


ABSSolute Application Server Services

Avg memory used per ABS Server Service



Avg users per day per ABS server



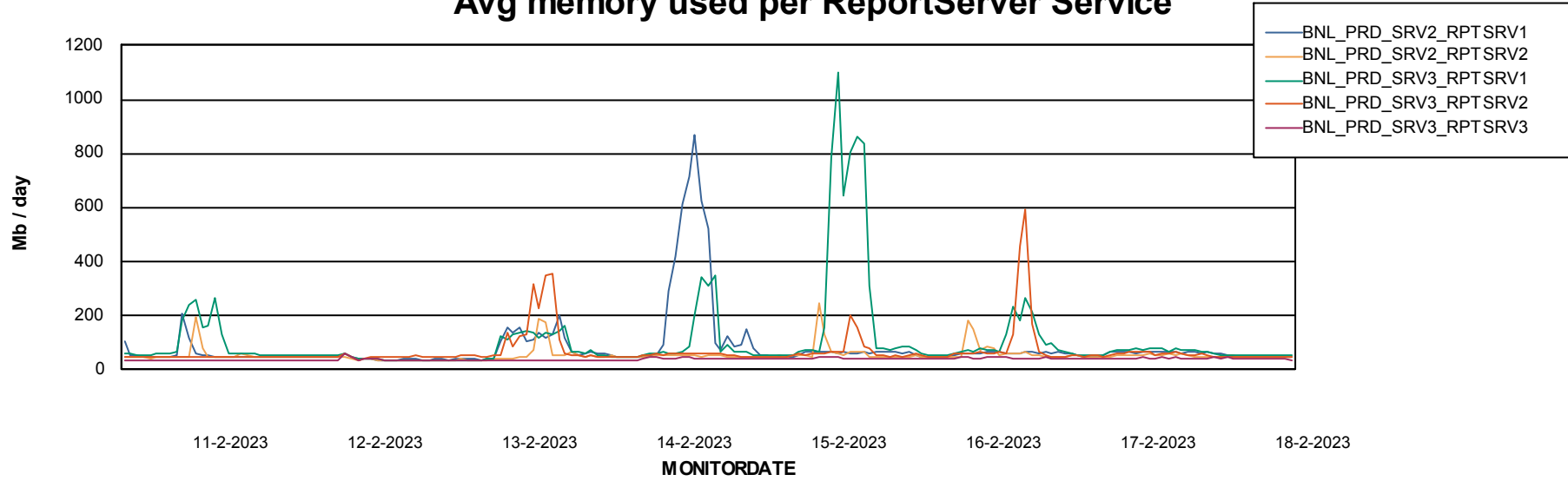
Weekly SLA Customer Report

Customer BNL_Production
Database ID 83



ABSolute Web Component Services

Avg memory used per ReportServer Service



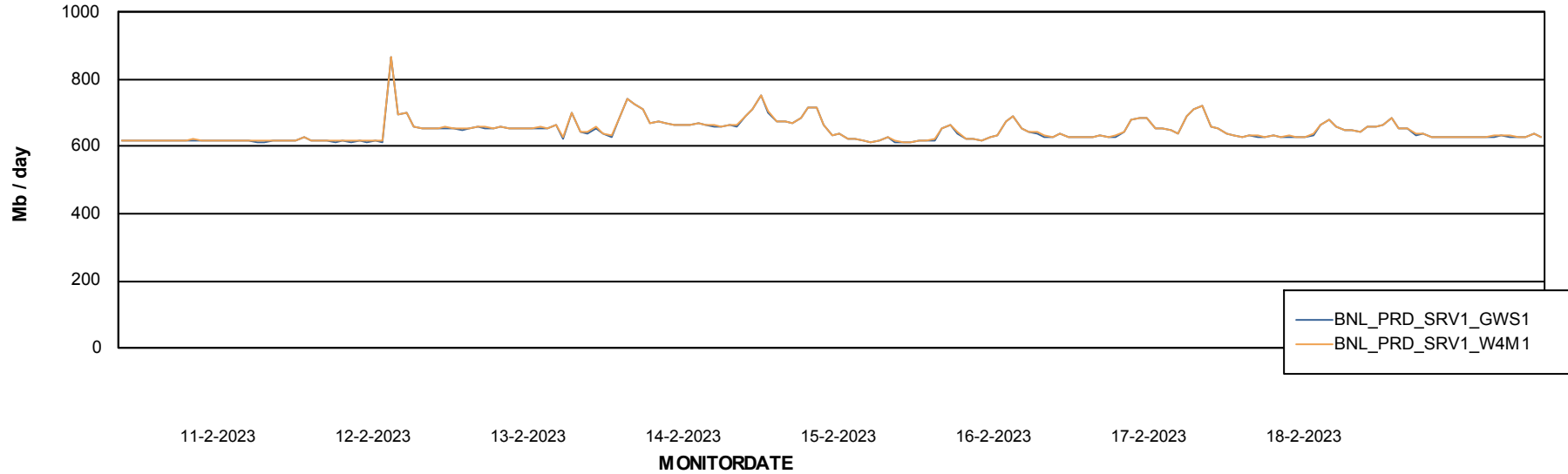
Weekly SLA Customer Report

Customer BNL_Production
Database ID 83



ABSSolute Web Component Services

Avg memory used per ABS Web component



Weekly SLA Customer Report

Customer BNL_Production
Database ID 83



Disaster per ABS component

