

# Weekly SLA Customer Report

Customer SNG\_Production  
Database ID 70



## Harddisk Usage SNG\_PRD\_ORACLE1

	Free disk space on / (%)	Total disk space on / (Gb)	Used disk space on / (Gb)	Used disk space on /boot (Gb)	Free disk space on /home (%)	Total disk space on /home (Gb)	Used disk space on /home (Gb)	Free disk space on /u01 (%)	Total disk space on /u01 (Gb)	Used disk space on /u01 (Gb)
11-2-2023	40	550	328	0	100	561	0	83	150	26
10-2-2023	40	550	328	0	100	561	0	83	150	26
9-2-2023	40	550	328	0	100	561	0	83	150	26
8-2-2023	40	550	328	0	100	561	0	83	150	26
7-2-2023	40	550	328	0	100	561	0	83	150	26
6-2-2023	40	550	328	0	100	561	0	83	150	26
5-2-2023	40	550	328	0	100	561	0	83	150	26

## Harddisk Usage SNG\_PRD\_SVR1\_ABSAPP1

	Free disk space on C: (%)	Total disk space on C: (Gb)	Used disk space on C: (Gb)	Free disk space on D: (%)	Total disk space on D: (Gb)	Used disk space on D: (Gb)	Free disk space on Z: (%)	Total disk space on Z: (Gb)	Used disk space on Z: (Gb)
11-2-2023	26	40	29	60	80	32	0	5	5
10-2-2023	26	40	29	60	80	32	0	5	5
9-2-2023	26	40	29	60	80	32	0	5	5
8-2-2023	26	40	29	60	80	32	0	5	5
7-2-2023	26	40	29	60	80	32	0	5	5
6-2-2023	26	40	29	60	80	32	0	5	5
5-2-2023	26	40	29	60	80	32	0	5	5

# Weekly SLA Customer Report

Customer SNG\_Production  
Database ID 70



## Harddisk Usage SNG\_PRD\_SVR1\_ABSWEB1

	Free disk space on C: (%)	Total disk space on C: (Gb)	Used disk space on C: (Gb)	Free disk space on D: (%)	Total disk space on D: (Gb)	Used disk space on D: (Gb)
11-2-2023	36	40	25	0	5	5
10-2-2023	36	40	25	0	5	5
9-2-2023	37	40	25	0	5	5
8-2-2023	38	40	25	0	5	5
7-2-2023	38	40	25	0	5	5
6-2-2023	39	40	24	0	5	5
5-2-2023	39	40	24	0	5	5

## Harddisk Usage SNG\_PRD\_SVR1\_ABSWEB2

	Free disk space on C: (%)	Total disk space on C: (Gb)	Used disk space on C: (Gb)	Free disk space on D: (%)	Total disk space on D: (Gb)	Used disk space on D: (Gb)
11-2-2023	33	40	27	0	5	5
10-2-2023	33	40	27	0	5	5
9-2-2023	33	40	27	0	5	5
8-2-2023	33	40	26	0	5	5
7-2-2023	34	40	26	0	5	5
6-2-2023	34	40	26	0	5	5
5-2-2023	34	40	26	0	5	5

# Weekly SLA Customer Report

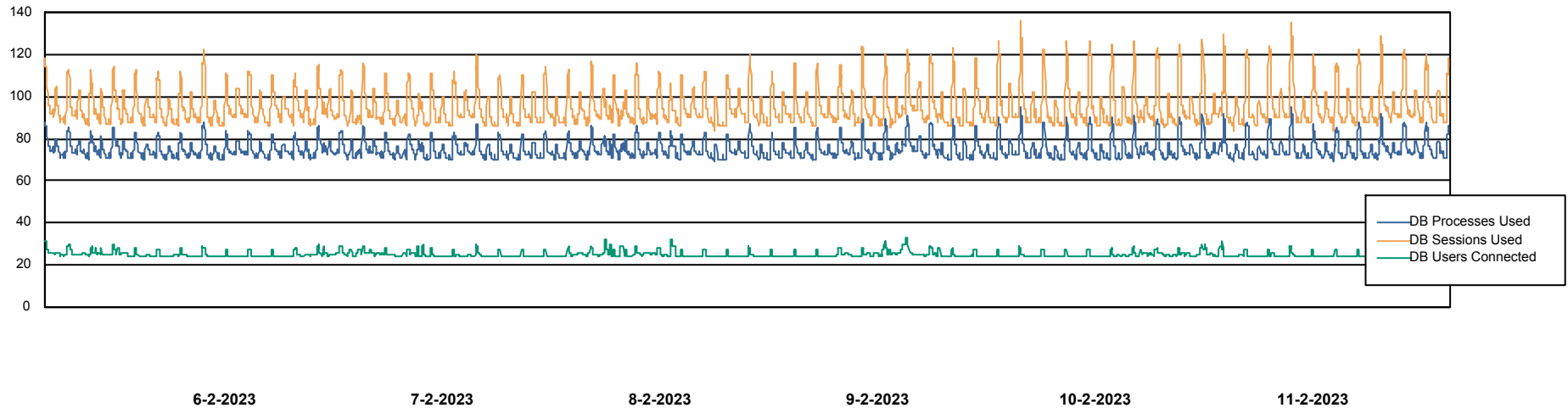
Customer SNG\_Production  
 Database ID 70



Harddisk Usage SNG\_PRD\_SVR2\_ABSAPP2

	Free disk space on C: (%)	Total disk space on C: (Gb)	Used disk space on C: (Gb)	Free disk space on D: (%)	Total disk space on D: (Gb)	Used disk space on D: (Gb)	Free disk space on Z: (%)	Total disk space on Z: (Gb)	Used disk space on Z: (Gb)
11-2-2023	36	40	25	92	80	6	0	5	5
10-2-2023	36	40	25	92	80	6	0	5	5
9-2-2023	36	40	25	92	80	6	0	5	5
8-2-2023	36	40	25	92	80	6	0	5	5
7-2-2023	36	40	25	92	80	6	0	5	5
6-2-2023	36	40	25	92	80	6	0	5	5
5-2-2023	36	40	25	92	80	6	0	5	5

Database Performance SNG\_PRD\_ORACLE1



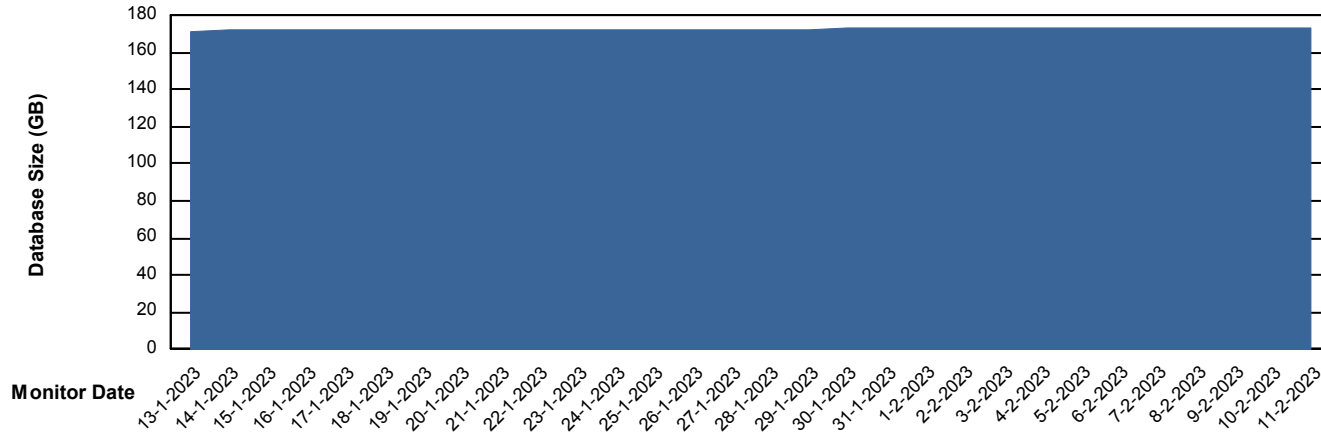
# Weekly SLA Customer Report

Customer SNG\_Production  
 Database ID 70



DATABASE SIZE SNG\_PRD\_ORACLE1

## Database growth over last month



Database Tablespace SNG\_PRD\_ORACLE1

Date	Tablespace Name	Filesize (Gb)	Usedsize (Gb)	Percentage free
11-2-2023	ABSDATA	48	38	22
	INDX	120	101	16
10-2-2023	ABSDATA	48	38	22
	INDX	120	101	16
9-2-2023	ABSDATA	48	38	22
	INDX	120	101	16
8-2-2023	ABSDATA	48	38	22
	INDX	120	100	16
7-2-2023	ABSDATA	48	38	22
	INDX	120	100	16
6-2-2023	ABSDATA	48	38	22
	INDX	120	100	16
5-2-2023	ABSDATA	48	38	22
	INDX	120	100	17

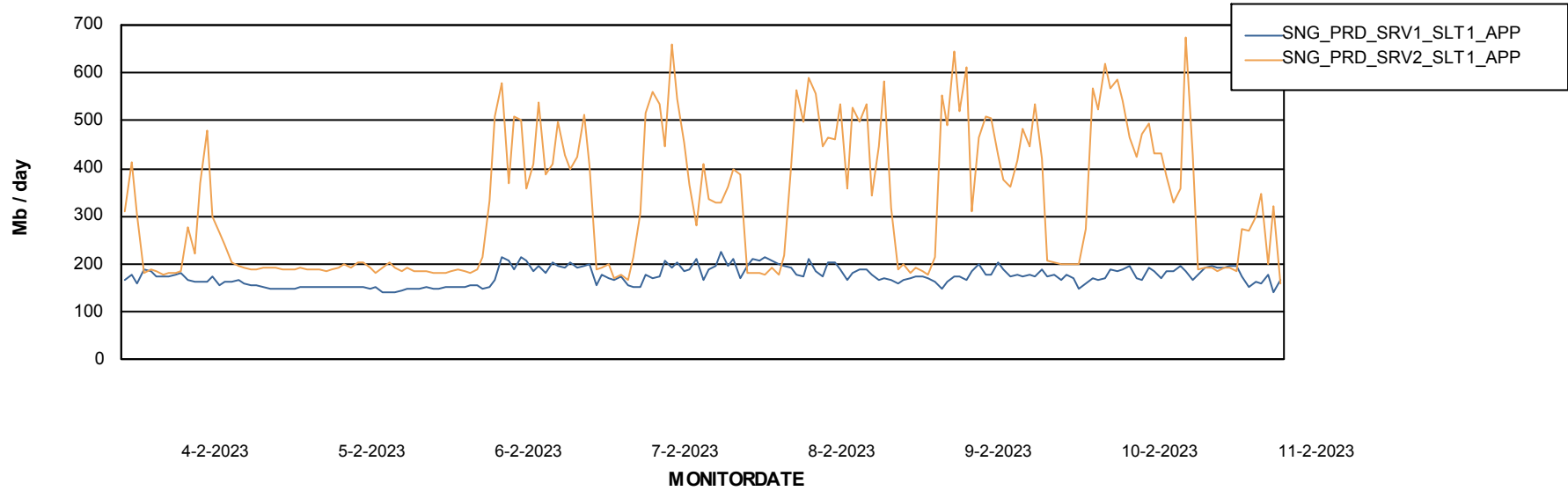
# Weekly SLA Customer Report

Customer SNG\_Production  
Database ID 70

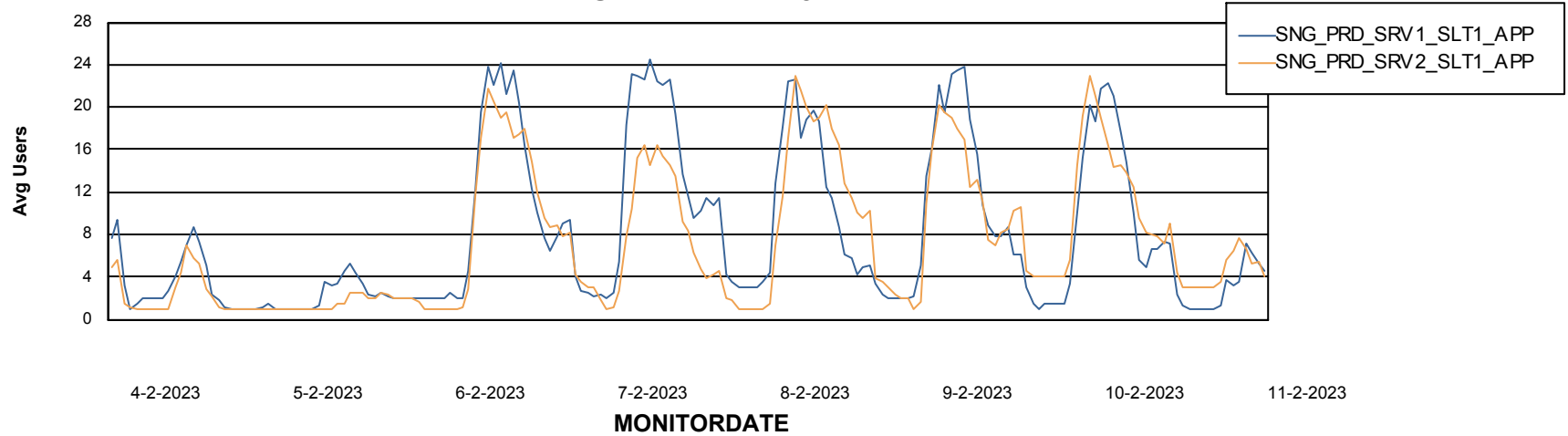


## ABSSolute Application Server Services

### Avg memory used per ABS Server Service



### Avg users per day per ABS server



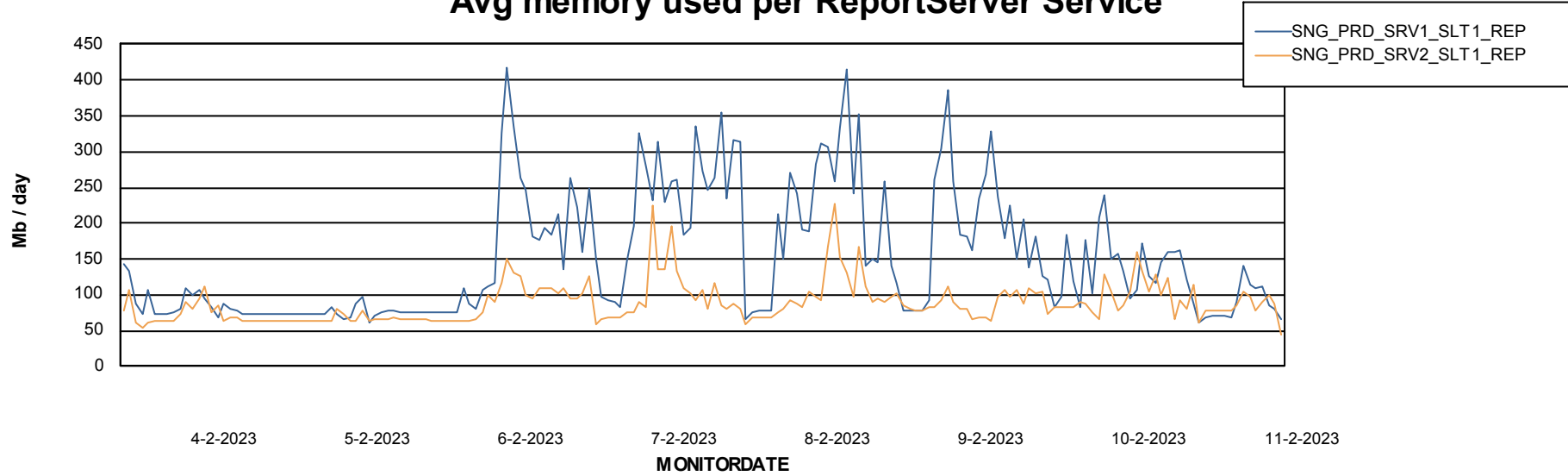
# Weekly SLA Customer Report

Customer SNG\_Production  
Database ID 70



## ABSSolute Application ReportServer Services

### Avg memory used per ReportServer Service



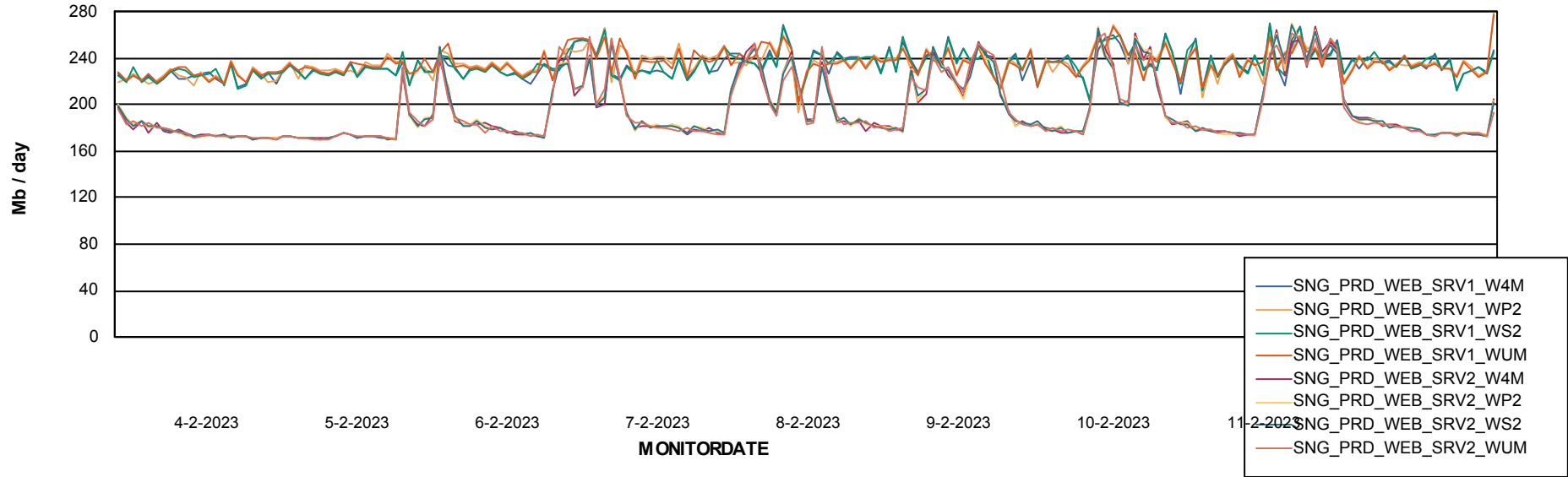
# Weekly SLA Customer Report

Customer SNG\_Production  
Database ID 70



## ABSolute Web Component Services

### Avg memory used per ABS Web component



# Weekly SLA Customer Report

Customer SNG\_Production  
Database ID 70



## Disaster per ABS component

