

Weekly SLA Customer Report

Customer LLG_Production
 Database ID 53



Harddisk Usage LLG_PRD_APP01

	Free disk space on C: (%)	Total disk space on C: (Gb)	Used disk space on C: (Gb)	Free disk space on D: (%)	Total disk space on D: (Gb)	Used disk space on D: (Gb)
4-2-2023	36	200	128	95	200	10
3-2-2023	36	200	128	95	200	10
2-2-2023	36	200	128	95	200	10
1-2-2023	36	200	128	95	200	10
31-1-2023	37	200	127	95	200	10
30-1-2023	41	200	118	95	200	10
29-1-2023	47	200	106	95	200	10

Harddisk Usage LLG_PRD_APP02

	Free disk space on C: (%)	Total disk space on C: (Gb)	Used disk space on C: (Gb)	Free disk space on D: (%)	Total disk space on D: (Gb)	Used disk space on D: (Gb)
4-2-2023	55	200	91	91	200	17
3-2-2023	55	200	91	91	200	17
2-2-2023	55	200	91	91	200	17
1-2-2023	55	200	91	91	200	17
31-1-2023	55	200	91	91	200	17
30-1-2023	55	200	89	91	200	17
29-1-2023	56	200	87	91	200	17

Weekly SLA Customer Report

Customer LLG_Production
 Database ID 53



Harddisk Usage LLG_PRD_BI02

	Free disk space on C: (%)	Total disk space on C: (Gb)	Used disk space on C: (Gb)	Free disk space on D: (%)	Total disk space on D: (Gb)	Used disk space on D: (Gb)
4-2-2023	53	150	70	44	685	382
3-2-2023	53	150	70	45	685	380
2-2-2023	53	150	70	45	685	379
1-2-2023	53	150	70	45	685	379
31-1-2023	53	150	70	45	685	379
30-1-2023	53	150	70	45	685	380
29-1-2023	53	150	70	45	685	379

Harddisk Usage LLG_PRD_OR01

	Free disk space on C: (%)	Total disk space on C: (Gb)	Used disk space on C: (Gb)	Free disk space on D: (%)	Total disk space on D: (Gb)	Used disk space on D: (Gb)	Free disk space on E: (%)	Total disk space on E: (Gb)	Used disk space on E: (Gb)
4-2-2023	83	279	48	52	928	441	20	749	596
3-2-2023	83	279	48	52	928	441	25	749	559
2-2-2023	83	279	48	52	928	441	24	749	569
1-2-2023	83	279	48	52	928	441	20	749	601
31-1-2023	83	279	48	52	928	441	25	749	559
30-1-2023	83	279	48	52	928	441	26	749	553
29-1-2023	83	279	48	52	928	441	32	749	512

Weekly SLA Customer Report

Customer LLG_Production
 Database ID 53



Harddisk Usage LLG_PRD_OR02

	Free disk space on C: (%)	Total disk space on C: (Gb)	Used disk space on C: (Gb)	Free disk space on D: (%)	Total disk space on D: (Gb)	Used disk space on D: (Gb)	Free disk space on E: (%)	Total disk space on E: (Gb)	Used disk space on E: (Gb)
4-2-2023	87	279	37	88	1,117	131	93	559	38
3-2-2023	87	279	37	88	1,117	131	93	559	38
2-2-2023	87	279	37	88	1,117	131	93	559	38
1-2-2023	87	279	37	88	1,117	131	93	559	38
31-1-2023	87	279	37	88	1,117	131	93	559	38
30-1-2023	87	279	37	88	1,117	131	93	559	38
29-1-2023	87	279	37	88	1,117	131	93	559	38

Harddisk Usage LLG_PRD_TS2

	Free disk space on C: (%)	Total disk space on C: (Gb)	Used disk space on C: (Gb)	Free disk space on D: (%)	Total disk space on D: (Gb)	Used disk space on D: (Gb)	Free disk space on E: (%)	Total disk space on E: (Gb)	Used disk space on E: (Gb)
4-2-2023	23	279	215	59	993	410	54	684	312
3-2-2023	23	279	215	59	993	410	54	684	312
2-2-2023	23	279	215	59	993	410	54	684	313
1-2-2023	23	279	215	59	993	410	54	684	312
31-1-2023	23	279	215	59	993	410	54	684	315
30-1-2023	23	279	215	59	993	410	47	684	362
29-1-2023	23	279	215	59	993	410	55	684	310

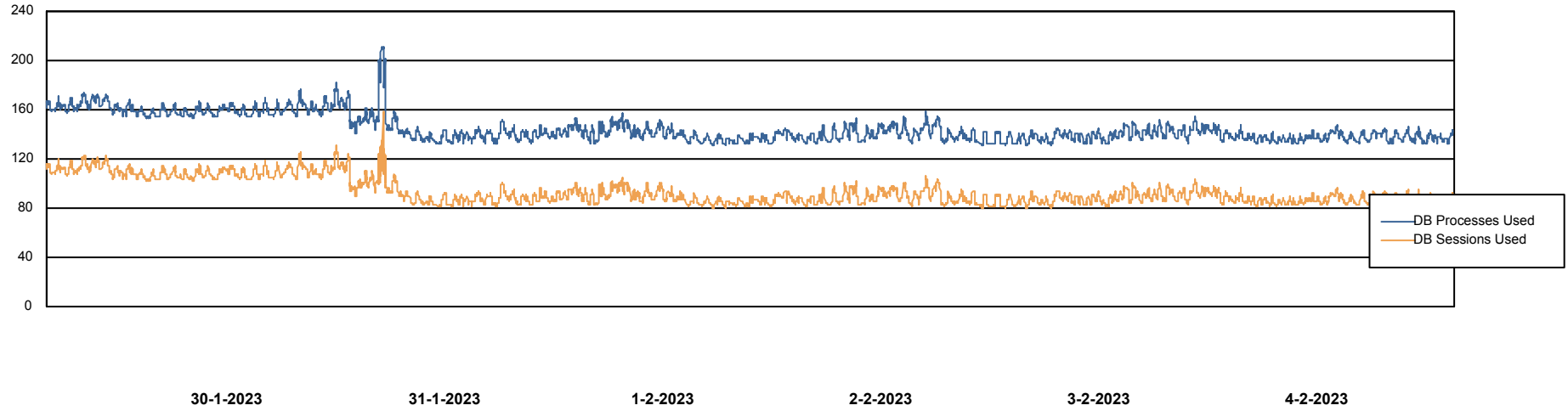
Weekly SLA Customer Report

Customer LLG_Production
Database ID 53



Database Performance LLGDB_Production

DB Processes Max 300
DB Processes Max 4



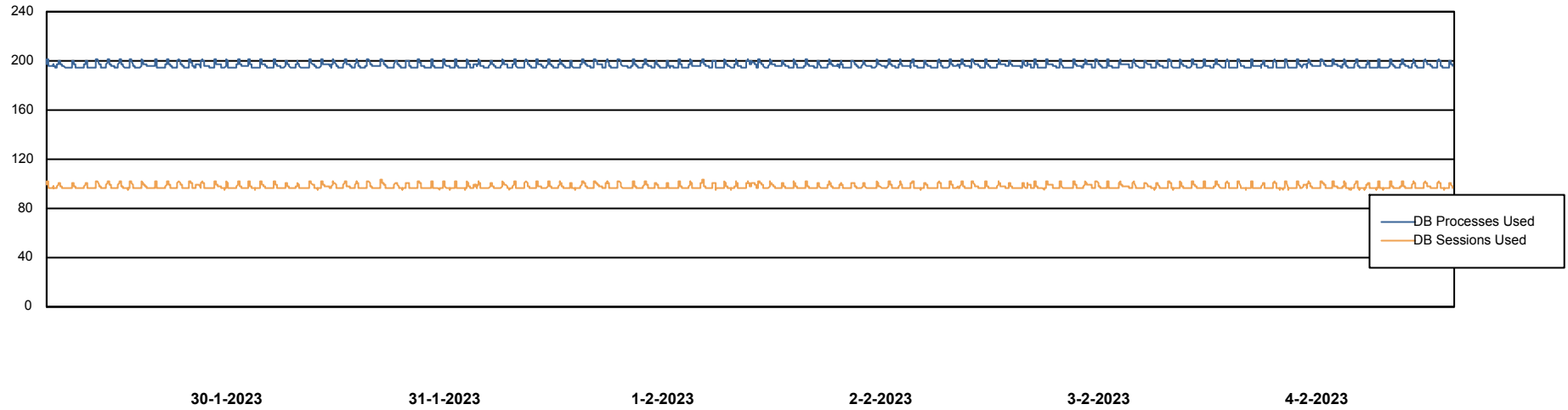
Weekly SLA Customer Report

Customer LLG_Production
Database ID 53



Database Performance LLGDB_Standby_TS2

DB Processes Max 4
DB Processes Max 0
DB Processes Max 300



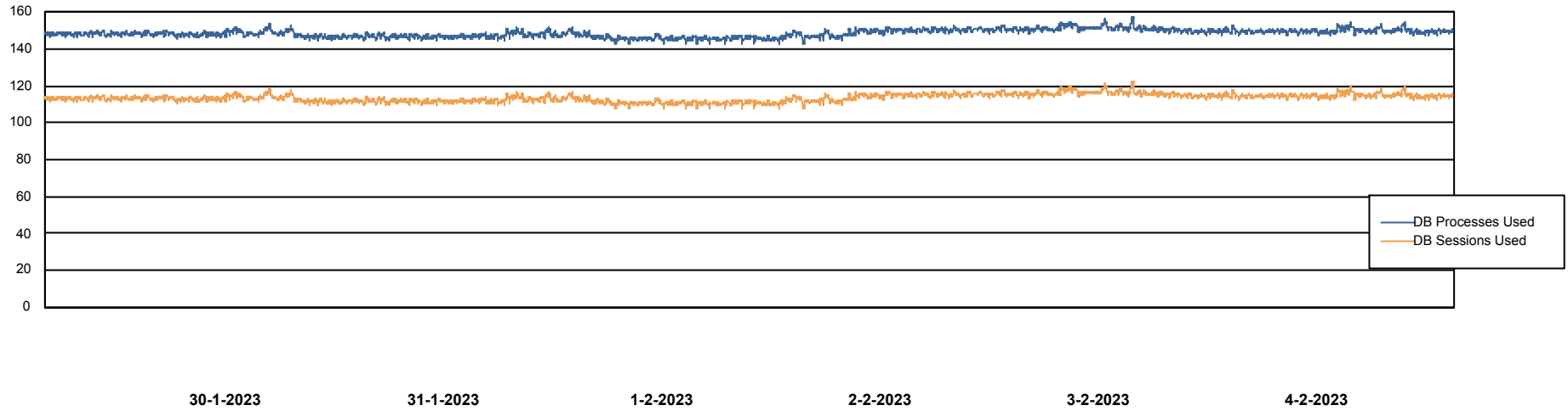
Weekly SLA Customer Report

Customer LLG_Production
Database ID 53



Database Performance LLGDBBI_Production

DB Processes Max 1,000



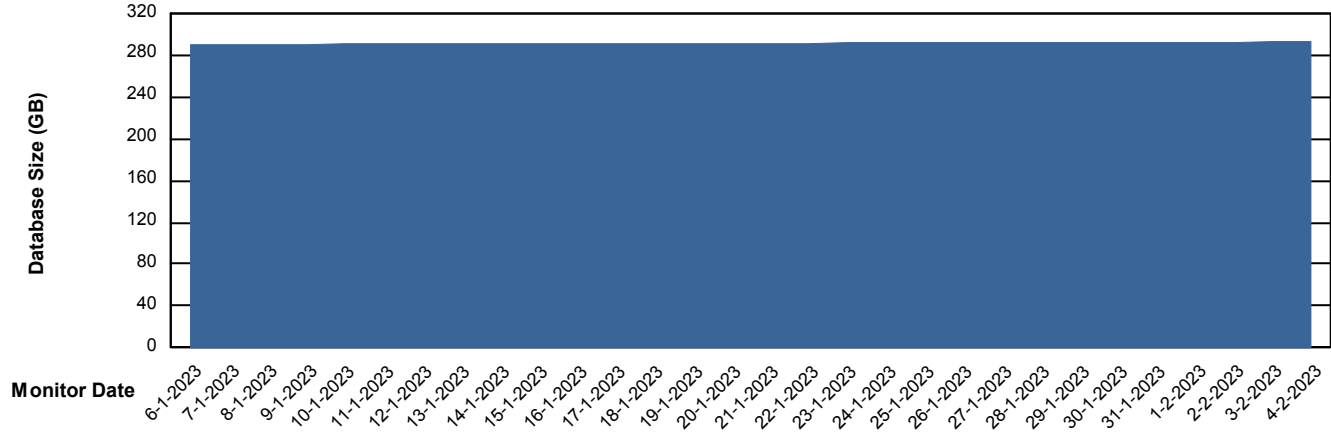
Weekly SLA Customer Report

Customer LLG_Production
Database ID 53



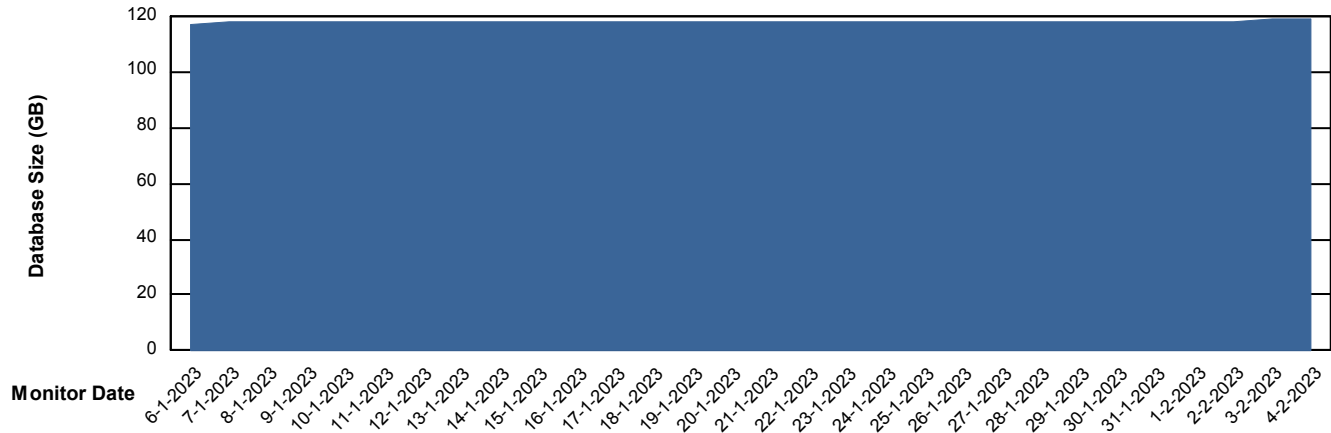
DATABASE SIZE LLGDB_Production

Database growth over last month



DATABASE SIZE LLGDBBI_Production

Database growth over last month



Weekly SLA Customer Report

Customer LLG_Production
Database ID 53



Database Tablespace LLGDB_Production

Date	Tablespace Name	Filesize (Gb)	Usedsize (Gb)	Percentage free
4-2-2023	ABSDATA	178	116	35
	INDX	201	167	17
3-2-2023	ABSDATA	178	116	35
	INDX	201	167	17
2-2-2023	ABSDATA	178	116	35
	INDX	201	167	17
1-2-2023	ABSDATA	178	116	35
	INDX	201	167	17
31-1-2023	ABSDATA	178	116	35
	INDX	201	167	17
30-1-2023	ABSDATA	178	116	35
	INDX	201	167	17
29-1-2023	ABSDATA	178	115	35
	INDX	201	167	17

Weekly SLA Customer Report

Customer LLG_Production
 Database ID 53



Database Tablespace LLGDBBI_Production

Date	Tablespace Name	Filesize (Gb)	Usedsize (Gb)	Percentage free
4-2-2023	ABSDATA	100	52	48
	INDX	120	59	51
3-2-2023	ABSDATA	100	52	48
	INDX	120	59	51
2-2-2023	ABSDATA	100	52	48
	INDX	120	59	51
1-2-2023	ABSDATA	100	52	48
	INDX	120	59	51
31-1-2023	ABSDATA	100	52	48
	INDX	120	59	51
30-1-2023	ABSDATA	100	52	48
	INDX	120	59	51
29-1-2023	ABSDATA	100	52	48
	INDX	120	59	51

BI Status and last ETL error for LLGDBBI_Production

	ma 30/1/2023	di 31/1/2023	wo 1/2/2023	do 2/2/2023	vr 3/2/2023	za 4/2/2023
ABS DataWarehouse ETL Health	OK	OK	OK	OK	OK	OK
ABS DWHStaging ETL Health	OK	OK	OK	OK	OK	OK

Weekly SLA Customer Report

Customer LLG_Production
Database ID 53



BI last ETL error for	LLGDBBI_Production
wo, 1-02-2023	None
wo, 1-02-2023	None
vr, 3-02-2023	None
za, 4-02-2023	None
ma, 30-01-2023	None
do, 2-02-2023	None
za, 4-02-2023	None
ma, 30-01-2023	None
di, 31-01-2023	None
zo, 29-01-2023	None
zo, 29-01-2023	None
vr, 3-02-2023	None
di, 31-01-2023	None
do, 2-02-2023	None

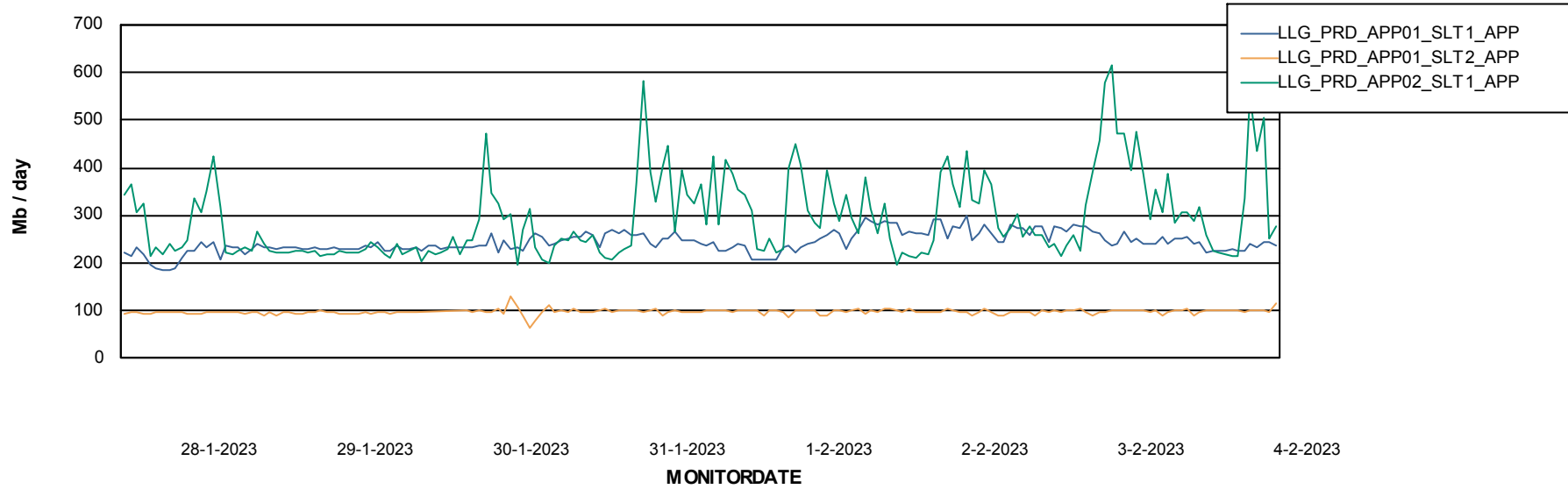
Weekly SLA Customer Report

Customer LLG_Production
Database ID 53



ABSSolute Application Server Services

Avg memory used per ABS Server Service



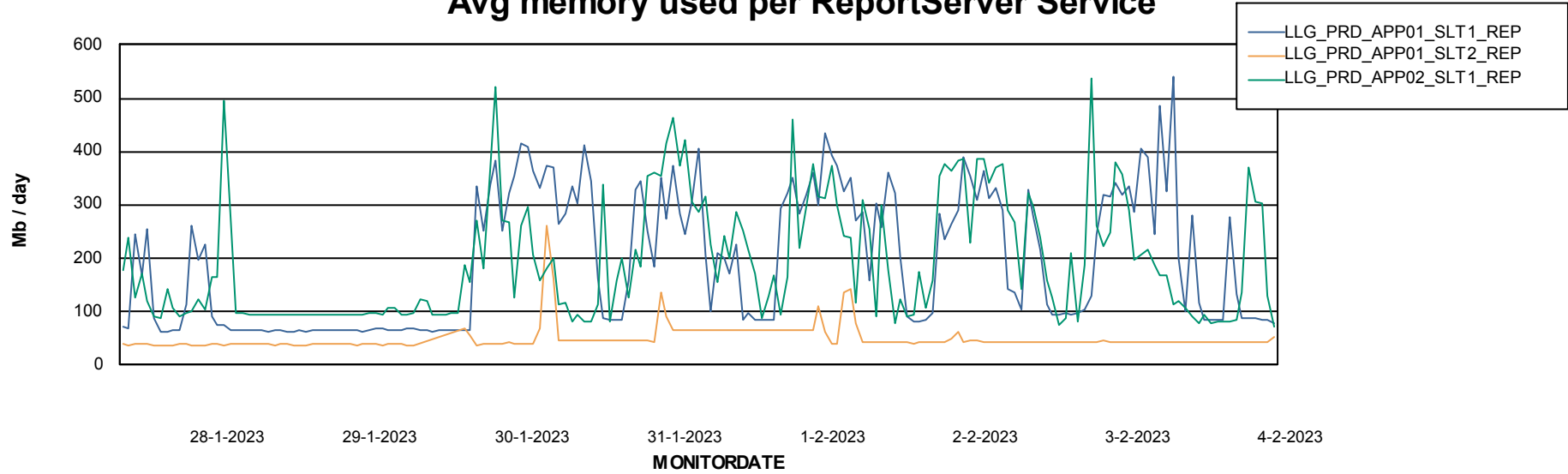
Weekly SLA Customer Report

Customer LLG_Production
Database ID 53

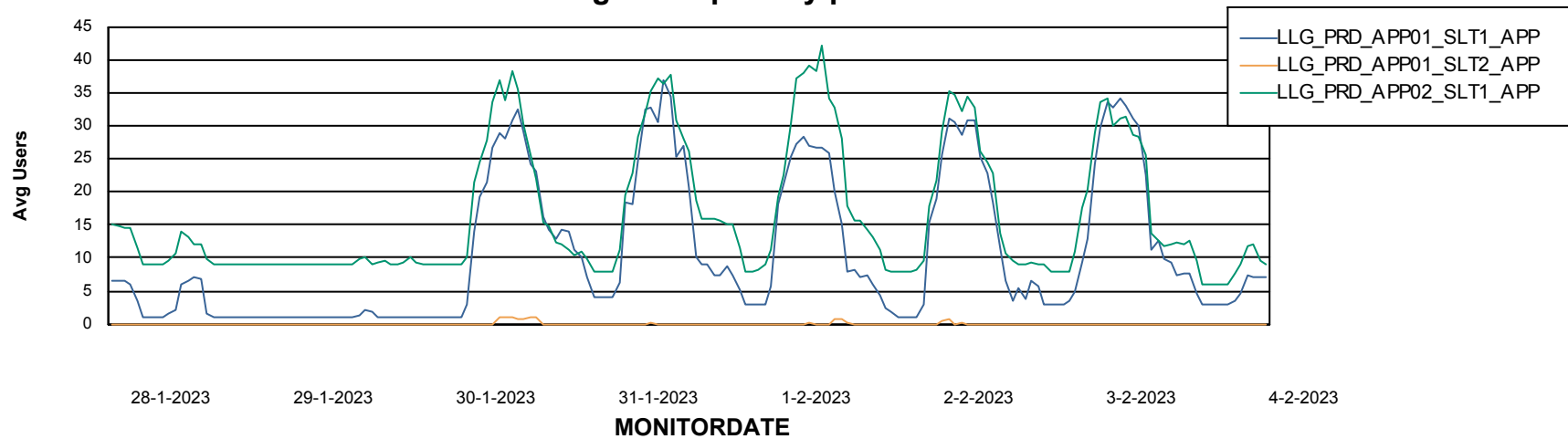


ABSSolute Application Server Services

Avg memory used per ReportServer Service



Avg users per day per ABS server



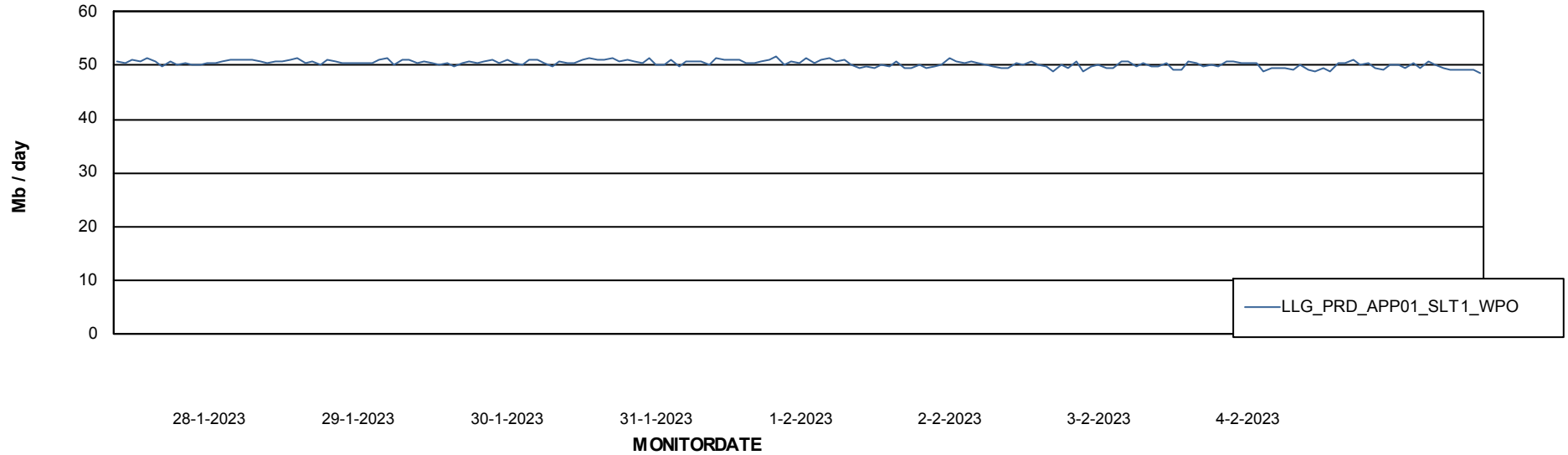
Weekly SLA Customer Report

Customer LLG_Production
Database ID 53



ABSSolute Application Server Services

Avg memory used per ABS Web component



Weekly SLA Customer Report

Customer LLG_Production
Database ID 53



Disaster per ABS component

