

# Weekly SLA Customer Report

Customer LLG\_Production  
 Database ID 53



Harddisk Usage LLG\_PRD\_APP01

	Free disk space on C: (%)	Total disk space on C: (Gb)	Used disk space on C: (Gb)	Free disk space on D: (%)	Total disk space on D: (Gb)	Used disk space on D: (Gb)
21-1-2023	21	200	158	95	200	10
20-1-2023	21	200	158	95	200	10
19-1-2023	21	200	158	95	200	10
18-1-2023	21	200	158	95	200	10
17-1-2023	21	200	158	95	200	10
16-1-2023	21	200	158	95	200	10
15-1-2023	21	200	158	95	200	10

Harddisk Usage LLG\_PRD\_APP02

	Free disk space on C: (%)	Total disk space on C: (Gb)	Used disk space on C: (Gb)	Free disk space on D: (%)	Total disk space on D: (Gb)	Used disk space on D: (Gb)
21-1-2023	58	200	85	91	200	17
20-1-2023	58	200	85	91	200	17
19-1-2023	58	200	85	91	200	17
18-1-2023	58	200	85	91	200	17
17-1-2023	58	200	85	91	200	17
16-1-2023	58	200	85	91	200	17
15-1-2023	58	200	85	91	200	17

# Weekly SLA Customer Report

Customer LLG\_Production  
Database ID 53



## Harddisk Usage LLG\_PRD\_BI02

	Free disk space on C: (%)	Total disk space on C: (Gb)	Used disk space on C: (Gb)	Free disk space on D: (%)	Total disk space on D: (Gb)	Used disk space on D: (Gb)
21-1-2023	53	150	70	44	685	381
20-1-2023	53	150	70	45	685	379
19-1-2023	53	150	70	45	685	379
18-1-2023	53	150	70	45	685	379
17-1-2023	53	150	70	45	685	379
16-1-2023	53	150	70	45	685	380
15-1-2023	53	150	70	45	685	379

## Harddisk Usage LLG\_PRD\_OR01

	Free disk space on C: (%)	Total disk space on C: (Gb)	Used disk space on C: (Gb)	Free disk space on D: (%)	Total disk space on D: (Gb)	Used disk space on D: (Gb)	Free disk space on E: (%)	Total disk space on E: (Gb)	Used disk space on E: (Gb)
21-1-2023	83	279	48	52	928	441	21	749	592
20-1-2023	83	279	48	52	928	441	26	749	555
19-1-2023	83	279	48	52	928	441	25	749	562
18-1-2023	83	279	48	52	928	441	26	749	555
17-1-2023	83	279	48	52	928	441	25	749	561
16-1-2023	83	279	48	52	928	441	27	749	548
15-1-2023	83	279	48	52	928	441	30	749	522

# Weekly SLA Customer Report

Customer LLG\_Production  
 Database ID 53



Harddisk Usage LLG\_PRD\_ORS02

	Free disk space on C: (%)	Total disk space on C: (Gb)	Used disk space on C: (Gb)	Free disk space on D: (%)	Total disk space on D: (Gb)	Used disk space on D: (Gb)	Free disk space on E: (%)	Total disk space on E: (Gb)	Used disk space on E: (Gb)
21-1-2023	87	279	37	88	1,117	131	93	559	38
20-1-2023	87	279	37	88	1,117	131	93	559	38
19-1-2023	87	279	37	88	1,117	131	93	559	38
18-1-2023	87	279	37	88	1,117	131	93	559	38
17-1-2023	87	279	37	88	1,117	131	93	559	38
16-1-2023	87	279	37	88	1,117	131	93	559	38
15-1-2023	87	279	37	88	1,117	131	93	559	38

Harddisk Usage LLG\_PRD\_TS2

	Free disk space on C: (%)	Total disk space on C: (Gb)	Used disk space on C: (Gb)	Free disk space on D: (%)	Total disk space on D: (Gb)	Used disk space on D: (Gb)	Free disk space on E: (%)	Total disk space on E: (Gb)	Used disk space on E: (Gb)
21-1-2023	23	279	215	59	993	410	55	684	309
20-1-2023	23	279	215	59	993	410	55	684	310
19-1-2023	23	279	215	59	993	410	55	684	309
18-1-2023	23	279	215	59	993	410	55	684	309
17-1-2023	23	279	215	59	993	410	54	684	313
16-1-2023	23	279	215	59	993	410	47	684	365
15-1-2023	23	279	215	59	993	410	55	684	308

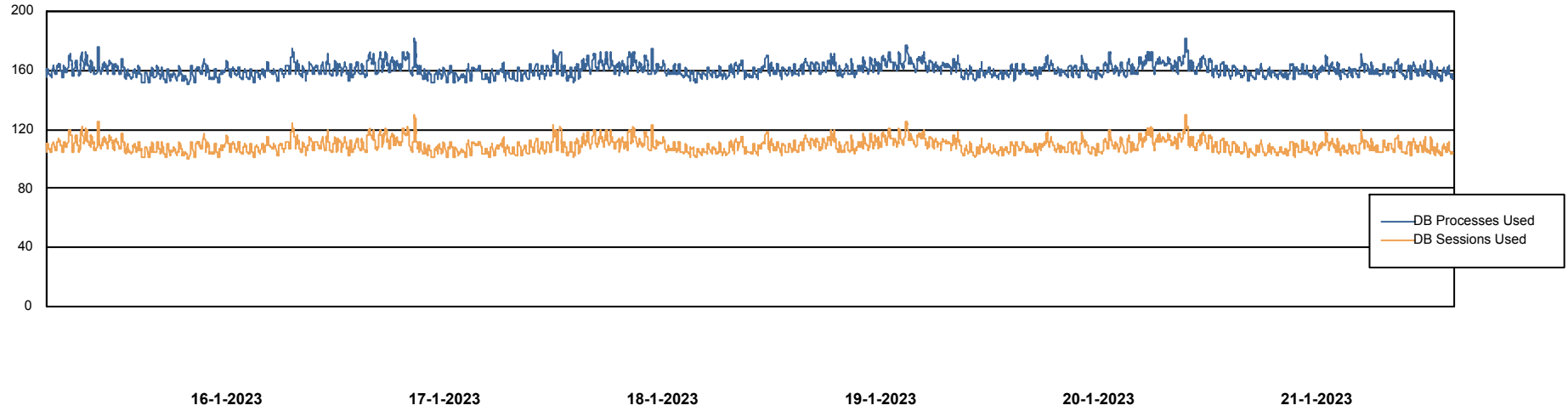
# Weekly SLA Customer Report

Customer LLG\_Production  
Database ID 53



## Database Performance LLGDB\_Production

DB Processes Max 300  
DB Sessions Max 4



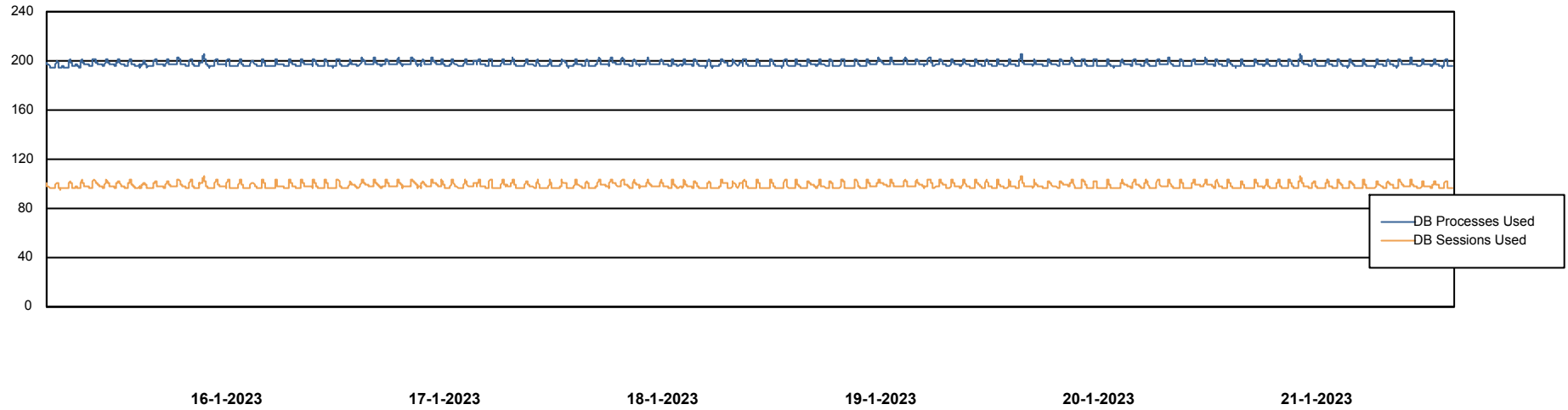
# Weekly SLA Customer Report

Customer LLG\_Production  
Database ID 53



## Database Performance LLGDB\_Standby\_TS2

DB Processes Max 0  
DB Processes Max 4  
DB Processes Max 300



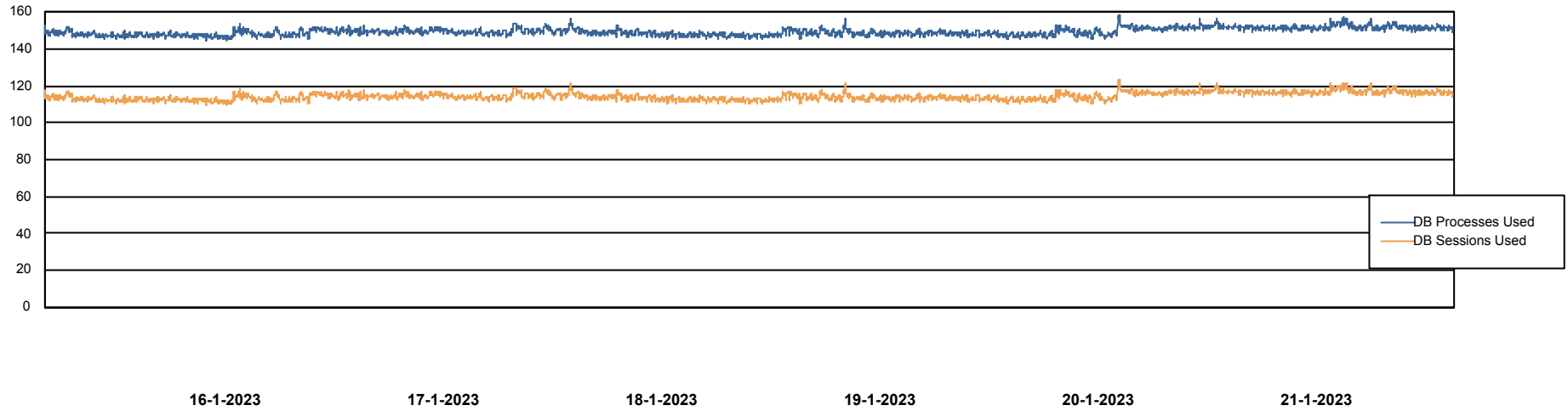
# Weekly SLA Customer Report

Customer LLG\_Production  
Database ID 53



Database Performance LLGDBBI\_Production

DB Processes Max 1,000



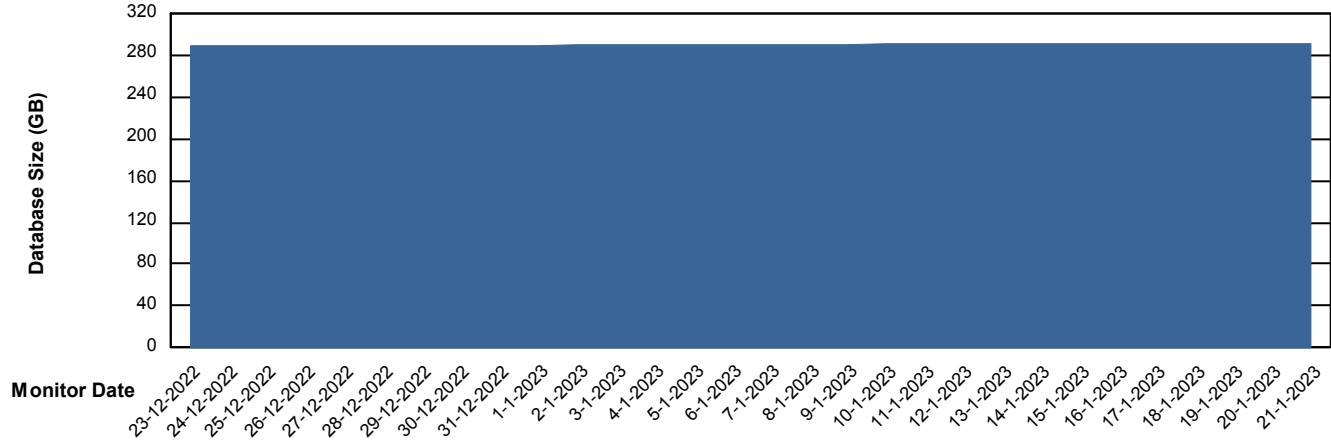
# Weekly SLA Customer Report

Customer LLG\_Production  
Database ID 53



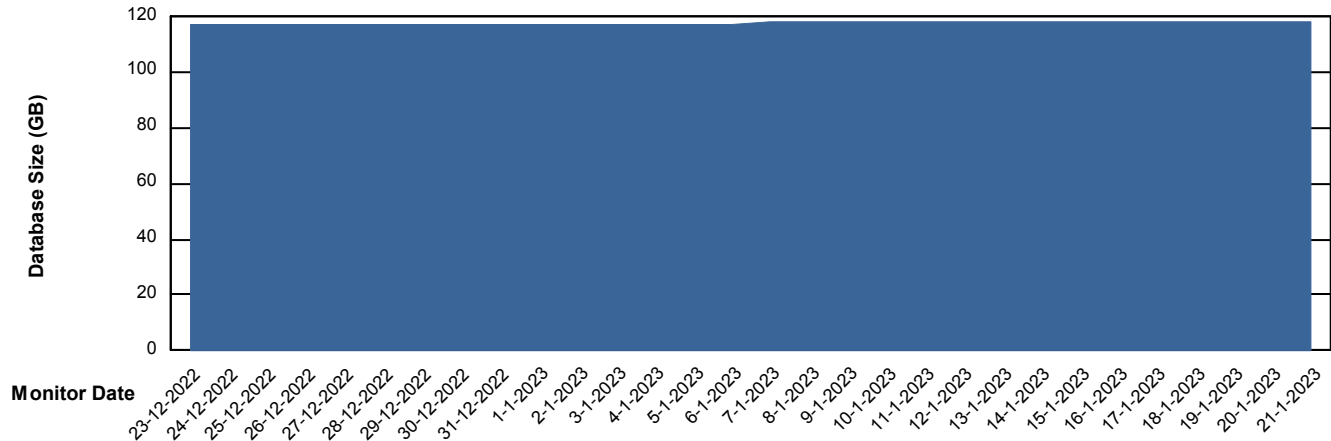
DATABASE SIZE LLGDB\_Production

### Database growth over last month



DATABASE SIZE LLGDBBI\_Production

### Database growth over last month



# Weekly SLA Customer Report

Customer LLG\_Production  
Database ID 53



## Database Tablespace LLGDB\_Production

Date	Tablespace Name	Filesize (Gb)	Usedsize (Gb)	Percentage free
21-1-2023	ABSDATA	178	115	35
	INDX	201	166	17
20-1-2023	ABSDATA	178	115	35
	INDX	201	166	17
19-1-2023	ABSDATA	178	115	35
	INDX	201	166	17
18-1-2023	ABSDATA	178	115	35
	INDX	201	166	17
17-1-2023	ABSDATA	178	115	35
	INDX	201	166	17
16-1-2023	ABSDATA	178	115	35
	INDX	201	166	17
15-1-2023	ABSDATA	178	115	35
	INDX	201	166	18

# Weekly SLA Customer Report

Customer LLG\_Production  
 Database ID 53



Database Tablespace LLGDBBI\_Production

Date	Tablespace Name	Filesize (Gb)	Usedsize (Gb)	Percentage free
21-1-2023	ABSDATA	100	52	48
	INDX	120	59	51
20-1-2023	ABSDATA	100	52	48
	INDX	120	59	51
19-1-2023	ABSDATA	100	52	48
	INDX	120	59	51
18-1-2023	ABSDATA	100	52	48
	INDX	120	59	51
17-1-2023	ABSDATA	100	52	48
	INDX	120	59	51
16-1-2023	ABSDATA	100	52	48
	INDX	120	59	51
15-1-2023	ABSDATA	100	52	48
	INDX	120	59	51

BI Status and last ETL error for LLGDBBI\_Production

	ma 16/1/2023	di 17/1/2023	wo 18/1/2023	do 19/1/2023	vr 20/1/2023	za 21/1/2023
<b>ABS DataWarehouse ETL Health</b>	OK	OK	OK	OK	OK	OK
<b>ABS DWHStaging ETL Health</b>	OK	OK	OK	OK	OK	OK

# Weekly SLA Customer Report

Customer LLG\_Production  
Database ID 53



BI last ETL error for	LLGDBBI_Production
wo, 18-01-2023	None
vr, 20-01-2023	None
di, 17-01-2023	None
do, 19-01-2023	None
za, 21-01-2023	None
di, 17-01-2023	None
do, 19-01-2023	None
vr, 20-01-2023	None
zo, 15-01-2023	None
za, 21-01-2023	None
zo, 15-01-2023	None
ma, 16-01-2023	None
wo, 18-01-2023	None
ma, 16-01-2023	None

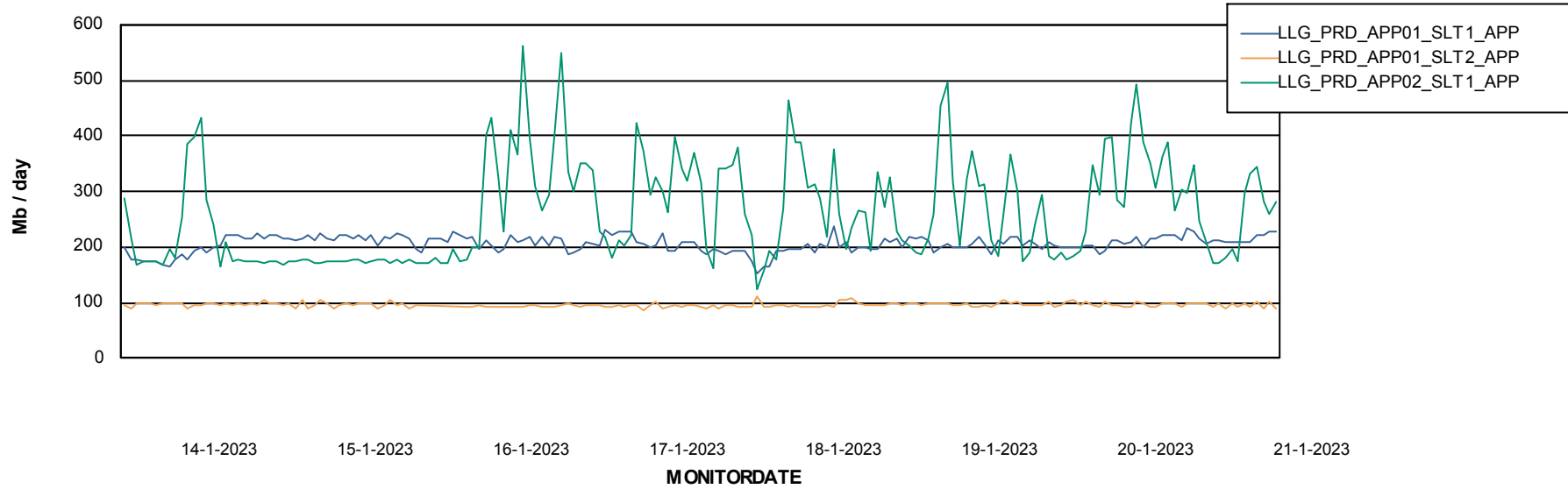
# Weekly SLA Customer Report

Customer LLG\_Production  
Database ID 53



## ABSSolute Application Server Services

### Avg memory used per ABS Server Service



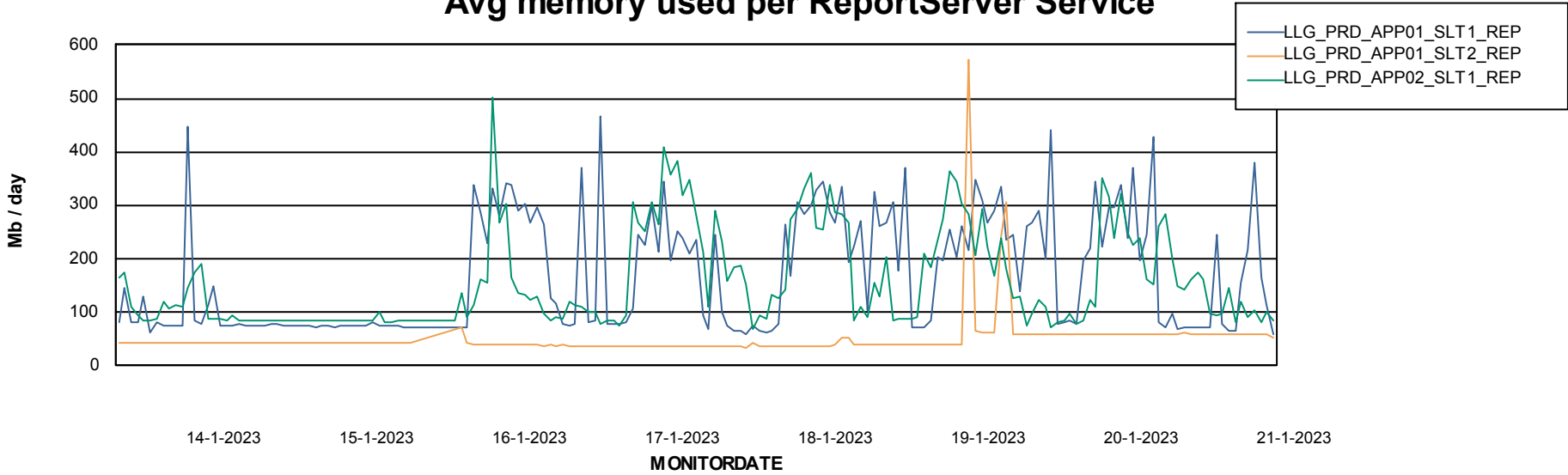
# Weekly SLA Customer Report

Customer LLG\_Production  
Database ID 53

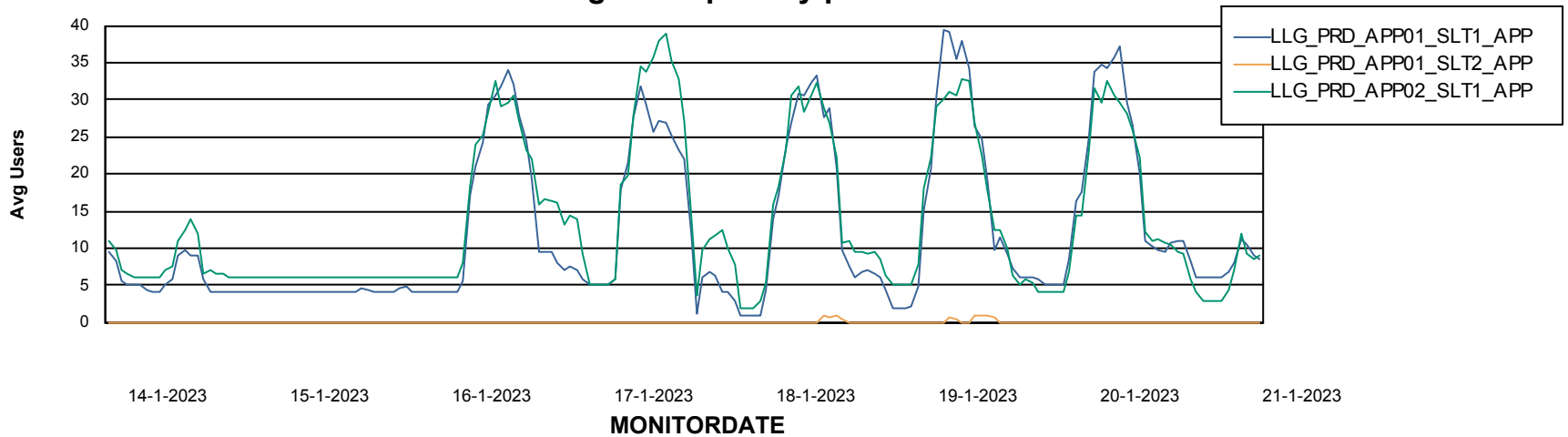


## ABSSolute Application Server Services

### Avg memory used per ReportServer Service



### Avg users per day per ABS server



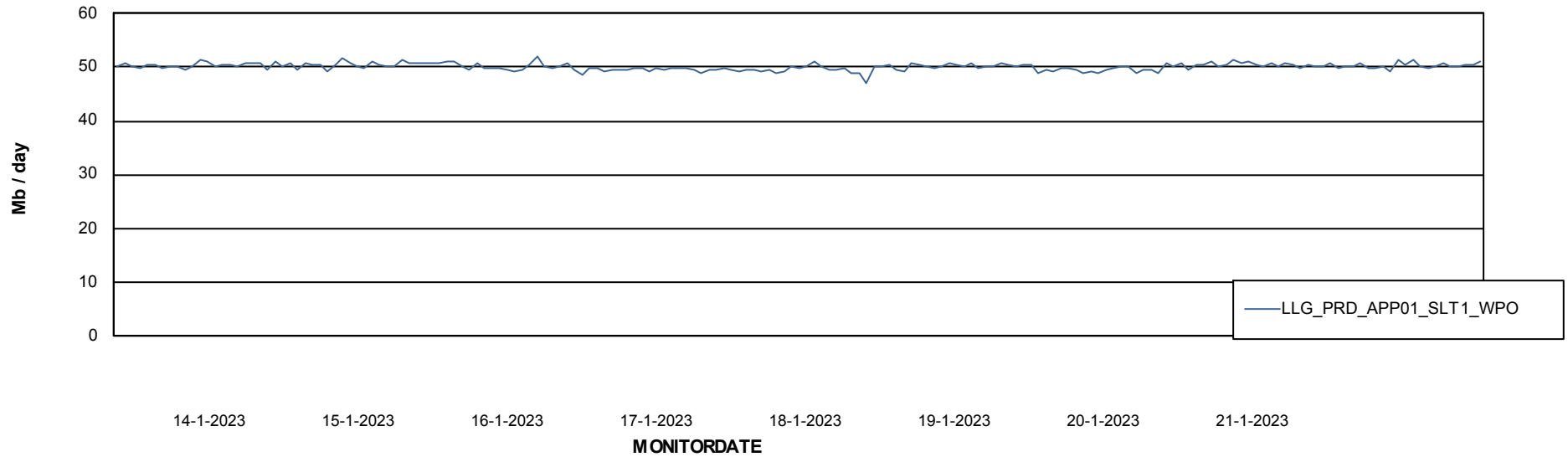
# Weekly SLA Customer Report

Customer LLG\_Production  
Database ID 53



## ABSSolute Application Server Services

### Avg memory used per ABS Web component



# Weekly SLA Customer Report

Customer LLG\_Production  
Database ID 53



## Disaster per ABS component

