

# Weekly SLA Customer Report

Customer LLG\_Production  
 Database ID 53



Harddisk Usage LLG\_PRD\_APP01

	Free disk space on C: (%)	Total disk space on C: (Gb)	Used disk space on C: (Gb)	Free disk space on D: (%)	Total disk space on D: (Gb)	Used disk space on D: (Gb)
14-1-2023	21	200	158	95	200	10
13-1-2023	21	200	158	95	200	10
12-1-2023	21	200	158	95	200	10
11-1-2023	21	200	157	95	200	10
10-1-2023	21	200	157	95	200	10
9-1-2023	21	200	157	95	200	10
8-1-2023	21	200	157	95	200	10

Harddisk Usage LLG\_PRD\_APP02

	Free disk space on C: (%)	Total disk space on C: (Gb)	Used disk space on C: (Gb)	Free disk space on D: (%)	Total disk space on D: (Gb)	Used disk space on D: (Gb)
14-1-2023	58	200	85	91	200	17
13-1-2023	58	200	85	91	200	17
12-1-2023	58	200	85	91	200	17
11-1-2023	58	200	85	91	200	17
10-1-2023	58	200	85	91	200	17
9-1-2023	58	200	85	91	200	17
8-1-2023	58	200	85	91	200	17

# Weekly SLA Customer Report

Customer LLG\_Production  
 Database ID 53



Harddisk Usage LLG\_PRD\_BI02

	Free disk space on C: (%)	Total disk space on C: (Gb)	Used disk space on C: (Gb)	Free disk space on D: (%)	Total disk space on D: (Gb)	Used disk space on D: (Gb)
14-1-2023	53	150	70	44	685	382
13-1-2023	53	150	70	45	685	379
12-1-2023	53	150	70	45	685	379
11-1-2023	53	150	70	45	685	379
10-1-2023	53	150	70	45	685	379
9-1-2023	53	150	70	45	685	379
8-1-2023	53	150	70	45	685	379

Harddisk Usage LLG\_PRD\_OR01

	Free disk space on C: (%)	Total disk space on C: (Gb)	Used disk space on C: (Gb)	Free disk space on D: (%)	Total disk space on D: (Gb)	Used disk space on D: (Gb)	Free disk space on E: (%)	Total disk space on E: (Gb)	Used disk space on E: (Gb)
14-1-2023	83	279	48	52	928	441	20	749	596
13-1-2023	83	279	48	52	928	442	20	749	598
12-1-2023	83	279	48	52	928	441	20	749	598
11-1-2023	83	279	48	52	928	441	20	749	600
10-1-2023	83	279	48	52	928	441	20	749	596
9-1-2023	83	279	48	52	928	441	27	749	546
8-1-2023	83	279	48	52	928	441	30	749	524

# Weekly SLA Customer Report

Customer LLG\_Production  
 Database ID 53



Harddisk Usage LLG\_PRD\_OR02

	Free disk space on C: (%)	Total disk space on C: (Gb)	Used disk space on C: (Gb)	Free disk space on D: (%)	Total disk space on D: (Gb)	Used disk space on D: (Gb)	Free disk space on E: (%)	Total disk space on E: (Gb)	Used disk space on E: (Gb)
14-1-2023	87	279	37	88	1,117	131	93	559	38
13-1-2023	87	279	37	88	1,117	131	93	559	38
12-1-2023	87	279	37	88	1,117	131	93	559	38
11-1-2023	87	279	37	88	1,117	131	93	559	38
10-1-2023	87	279	37	88	1,117	131	93	559	38
9-1-2023	87	279	37	88	1,117	131	93	559	38
8-1-2023	87	279	37	88	1,117	131	93	559	38

Harddisk Usage LLG\_PRD\_TS2

	Free disk space on C: (%)	Total disk space on C: (Gb)	Used disk space on C: (Gb)	Free disk space on D: (%)	Total disk space on D: (Gb)	Used disk space on D: (Gb)	Free disk space on E: (%)	Total disk space on E: (Gb)	Used disk space on E: (Gb)
14-1-2023	23	279	215	59	993	410	55	684	309
13-1-2023	23	279	215	59	993	410	55	684	309
12-1-2023	23	279	215	59	993	410	55	684	309
11-1-2023	23	279	215	59	993	410	55	684	309
10-1-2023	23	279	215	59	993	410	54	684	312
9-1-2023	23	279	215	59	993	410	46	684	367
8-1-2023	23	279	215	59	993	410	55	684	306

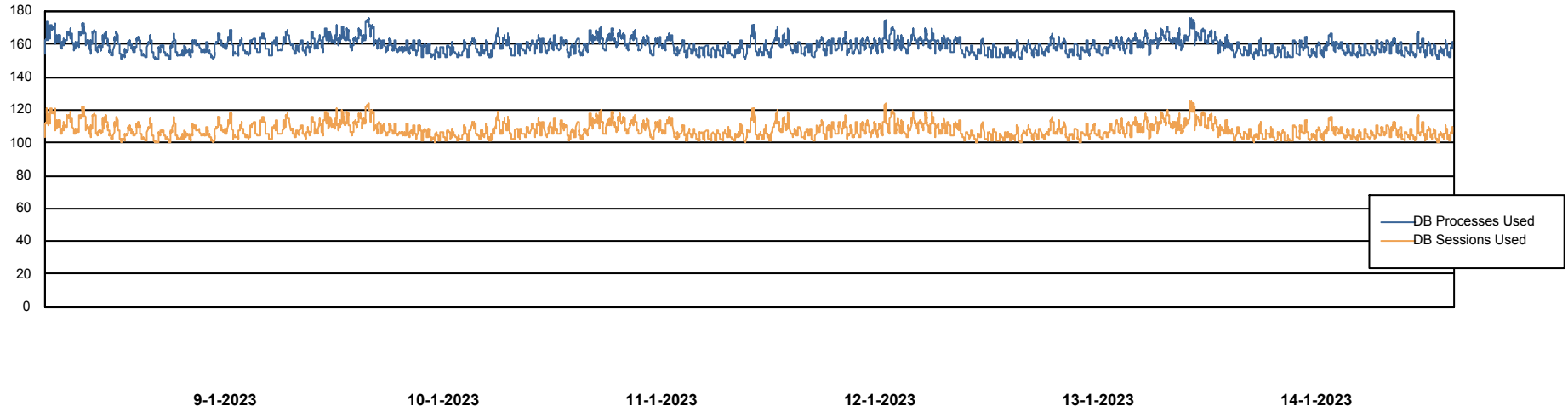
# Weekly SLA Customer Report

Customer LLG\_Production  
Database ID 53



## Database Performance LIGDB\_Production

DB Processes Max 300  
DB Sessions Max 4



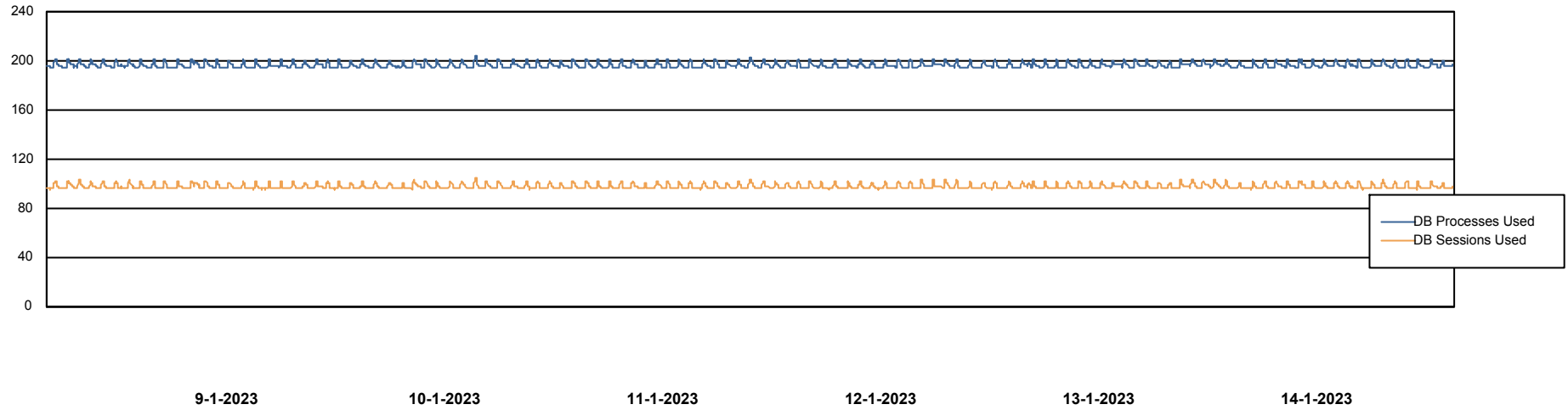
# Weekly SLA Customer Report

Customer LLG\_Production  
Database ID 53



## Database Performance LLGDB\_Standby\_TS2

DB Processes Max 0  
DB Processes Max 300  
DB Processes Max 4



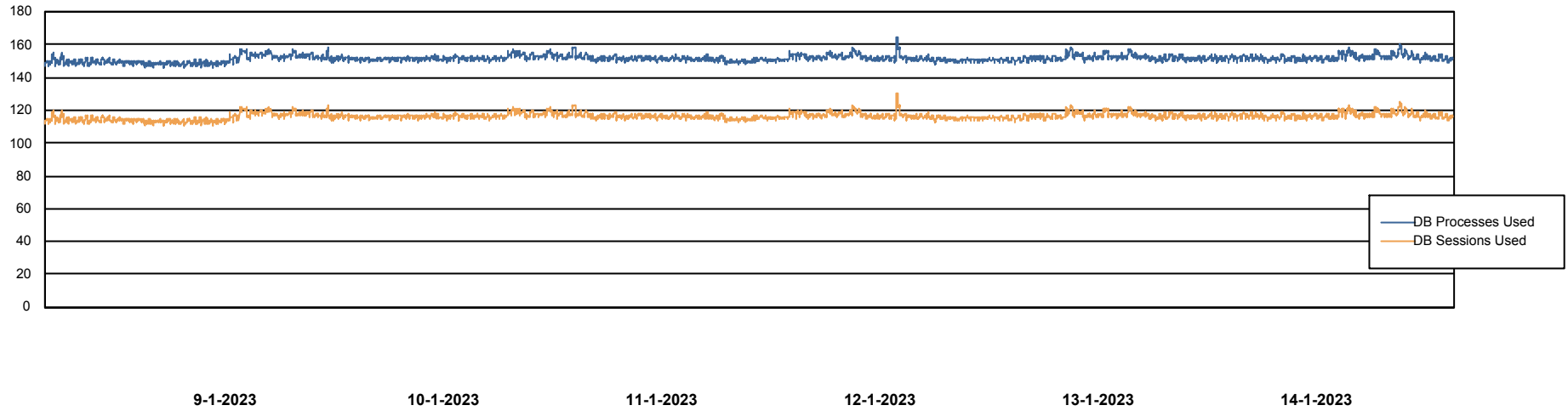
# Weekly SLA Customer Report

Customer LLG\_Production  
Database ID 53



Database Performance LLGDBBI\_Production

DB Processes Max 1,000



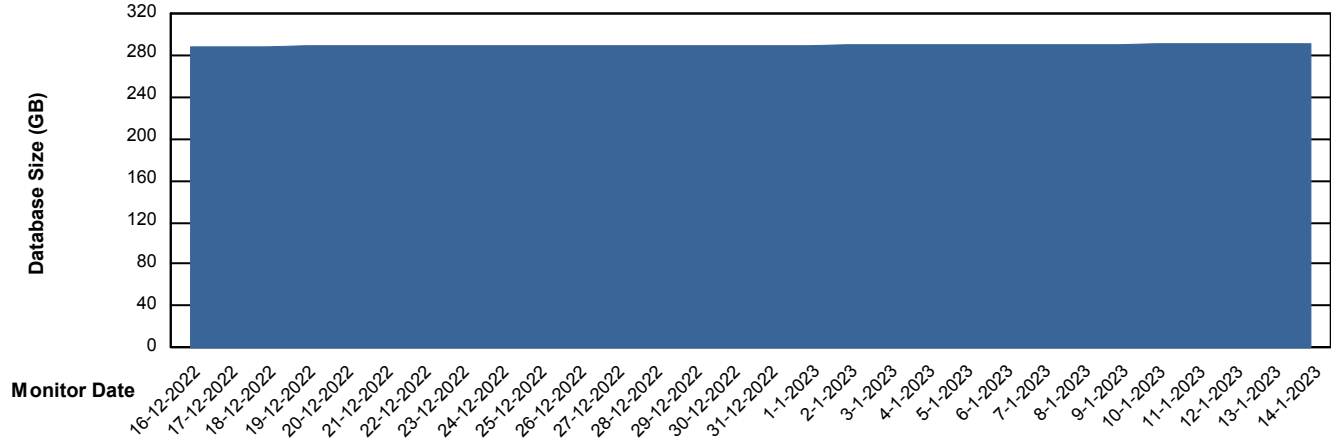
# Weekly SLA Customer Report

Customer LLG\_Production  
Database ID 53



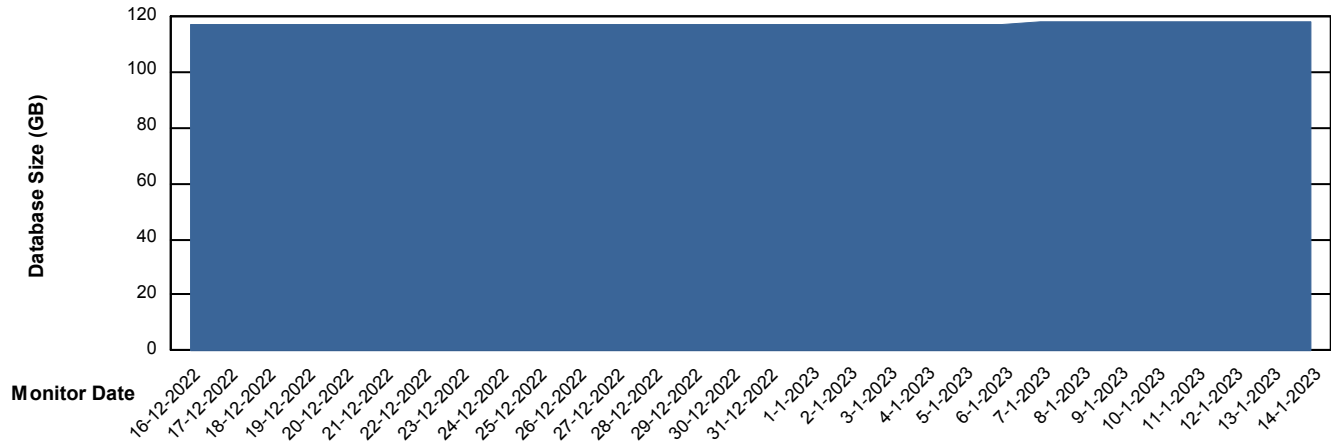
DATABASE SIZE LLGDB\_Production

### Database growth over last month



DATABASE SIZE LLGDBBI\_Production

### Database growth over last month



# Weekly SLA Customer Report

Customer LLG\_Production  
Database ID 53



Database Tablespace LLGDB\_Production

Date	Tablespace Name	Filesize (Gb)	Usedsize (Gb)	Percentage free
14-1-2023	ABSDATA	178	115	35
	INDX	201	166	18
13-1-2023	ABSDATA	178	115	35
	INDX	201	166	18
12-1-2023	ABSDATA	178	115	35
	INDX	201	166	18
11-1-2023	ABSDATA	178	115	35
	INDX	201	166	18
10-1-2023	ABSDATA	178	115	35
	INDX	201	166	18
9-1-2023	ABSDATA	178	115	35
	INDX	201	166	18
8-1-2023	ABSDATA	178	115	35
	INDX	201	165	18

# Weekly SLA Customer Report

Customer      LLG\_Production  
 Database ID    53



Database Tablespace      LLGDBBI\_Production

Date	Tablespace Name	Filesize (Gb)	Usedsize (Gb)	Percentage free
14-1-2023	ABSDATA	100	52	48
	INDX	120	59	51
13-1-2023	ABSDATA	100	52	48
	INDX	120	59	51
12-1-2023	ABSDATA	100	52	48
	INDX	120	59	51
11-1-2023	ABSDATA	100	52	48
	INDX	120	59	51
10-1-2023	ABSDATA	100	52	48
	INDX	120	59	51
9-1-2023	ABSDATA	100	52	48
	INDX	120	59	51
8-1-2023	ABSDATA	100	52	48
	INDX	120	59	51

BI Status and last ETL error for      LLGDBBI\_Production

	ma 9/1/2023	di 10/1/2023	wo 11/1/2023	do 12/1/2023	vr 13/1/2023	za 14/1/2023
<b>ABS DataWarehouse ETL Health</b>	OK	OK	OK	OK	OK	OK
<b>ABS DWHStaging ETL Health</b>	OK	OK	OK	OK	OK	OK

# Weekly SLA Customer Report

Customer LLG\_Production  
Database ID 53



BI last ETL error for	LLGDBBI_Production
za, 14-01-2023	None
di, 10-01-2023	None
zo, 8-01-2023	None
do, 12-01-2023	None
ma, 9-01-2023	None
ma, 9-01-2023	None
vr, 13-01-2023	None
wo, 11-01-2023	None
vr, 13-01-2023	None
do, 12-01-2023	None
za, 14-01-2023	None
zo, 8-01-2023	None
wo, 11-01-2023	None
di, 10-01-2023	None

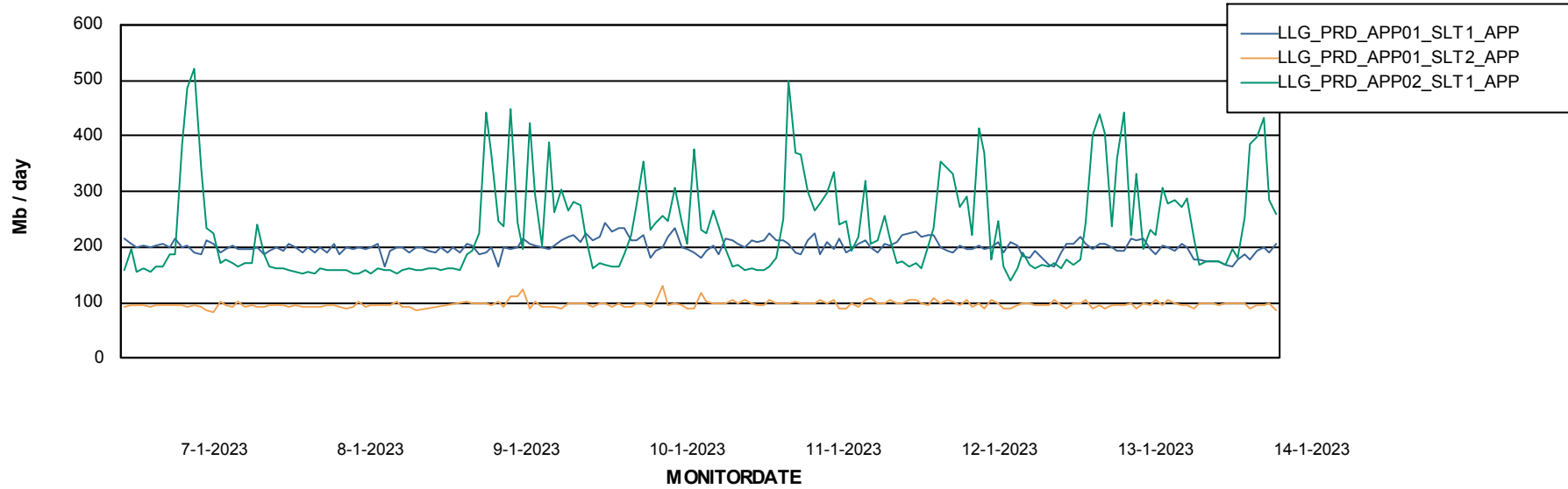
# Weekly SLA Customer Report

Customer LLG\_Production  
Database ID 53



## ABSolute Application Server Services

### Avg memory used per ABS Server Service



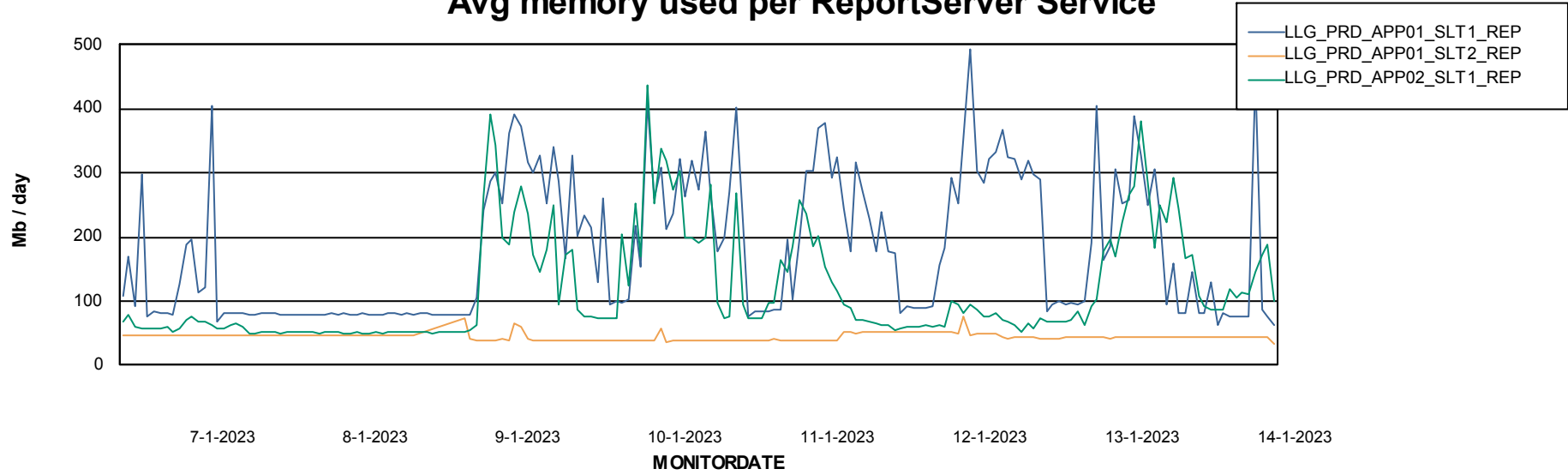
# Weekly SLA Customer Report

Customer LLG\_Production  
Database ID 53

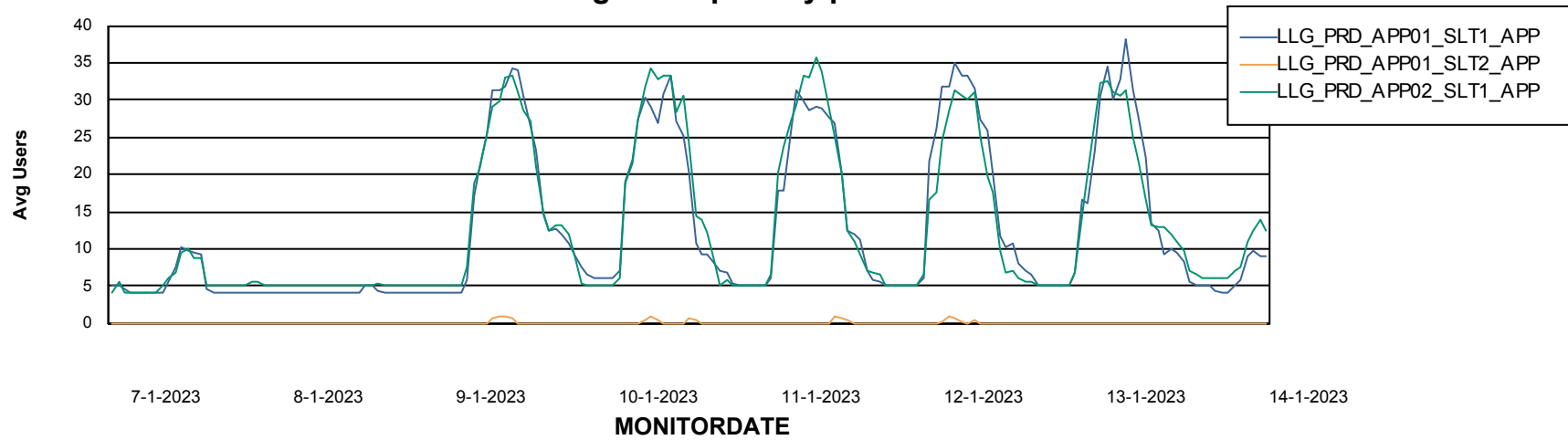


## ABSolute Application Server Services

### Avg memory used per ReportServer Service



### Avg users per day per ABS server



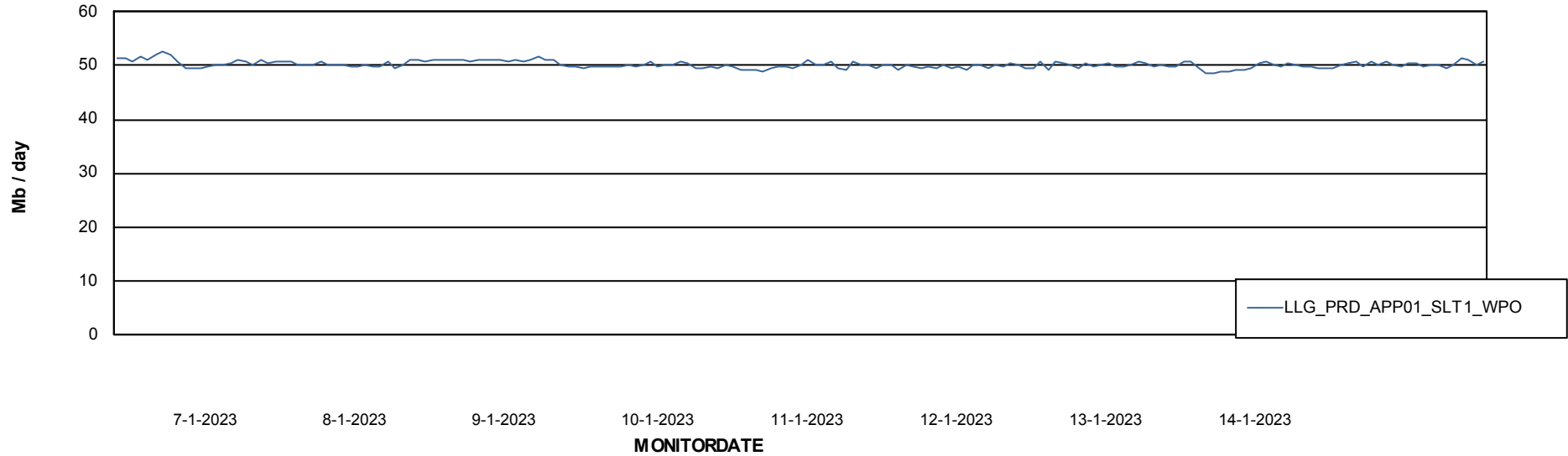
# Weekly SLA Customer Report

Customer LLG\_Production  
Database ID 53



## ABSSolute Application Server Services

### Avg memory used per ABS Web component



# Weekly SLA Customer Report

Customer LLG\_Production  
Database ID 53



## Disaster per ABS component

