

Weekly SLA Customer Report

Customer CUS_Production
Database ID 131



Harddisk Usage CUS_ABSBI

	Free disk space on C: (%)	Total disk space on C: (Gb)	Used disk space on C: (Gb)	Free disk space on D: (%)	Total disk space on D: (Gb)	Used disk space on D: (Gb)
1-1-2022	51	199	97	62	800	301
31-12-2021	51	199	97	62	800	301
30-12-2021	51	199	97	62	800	301
29-12-2021	51	199	97	62	800	301
28-12-2021	51	199	97	62	800	301
27-12-2021	51	199	97	62	800	301
26-12-2021	51	199	98	62	800	301

Harddisk Usage CUS_ABSPROD1

	Free disk space on C: (%)	Total disk space on C: (Gb)	Used disk space on C: (Gb)
1-1-2022	25	199	149
31-12-2021	25	199	149
30-12-2021	25	199	149
29-12-2021	26	199	149
28-12-2021	26	199	148
27-12-2021	26	199	148
26-12-2021	26	199	148

Weekly SLA Customer Report

Customer CUS_Production
Database ID 131



Harddisk Usage CUS_ABSPROD2

	Free disk space on C: (%)	Total disk space on C: (Gb)	Used disk space on C: (Gb)
1-1-2022	38	300	188
31-12-2021	38	300	188
30-12-2021	38	300	187
29-12-2021	38	300	187
28-12-2021	38	300	186
27-12-2021	38	300	186
26-12-2021	38	300	186

Harddisk Usage CUS_ABSWEBPROD

	Free disk space on C: (%)	Total disk space on C: (Gb)	Used disk space on C: (Gb)
1-1-2022	61	199	78
31-12-2021	61	199	77
30-12-2021	62	199	77
29-12-2021	62	199	76
28-12-2021	62	199	75
27-12-2021	63	199	74
26-12-2021	63	199	74

Weekly SLA Customer Report

Customer CUS_Production
Database ID 131



Harddisk Usage CUS_PrimaryDBSrv_ABSDB1

	Free disk space on C: (%)	Total disk space on C: (Gb)	Used disk space on C: (Gb)	Free disk space on D: (%)	Total disk space on D: (Gb)	Used disk space on D: (Gb)
1-1-2022	47	199	106	26	1,024	754
31-12-2021	47	199	106	25	1,024	772
30-12-2021	47	199	106	24	1,024	773
29-12-2021	47	199	106	24	1,024	775
28-12-2021	47	199	105	25	1,024	767
27-12-2021	47	199	105	26	1,024	753
26-12-2021	47	199	105	26	1,024	754

Harddisk Usage CUS_StandByDBSrv_ABSDB2

	Free disk space on C: (%)	Total disk space on C: (Gb)	Used disk space on C: (Gb)	Free disk space on D: (%)	Total disk space on D: (Gb)	Used disk space on D: (Gb)
1-1-2022	77	199	45	35	1,024	666
31-12-2021	78	199	44	35	1,024	667
30-12-2021	78	199	44	35	1,024	669
29-12-2021	79	199	43	35	1,024	666
28-12-2021	79	199	42	36	1,024	658
27-12-2021	78	199	44	37	1,024	649
26-12-2021	72	199	55	28	1,024	733

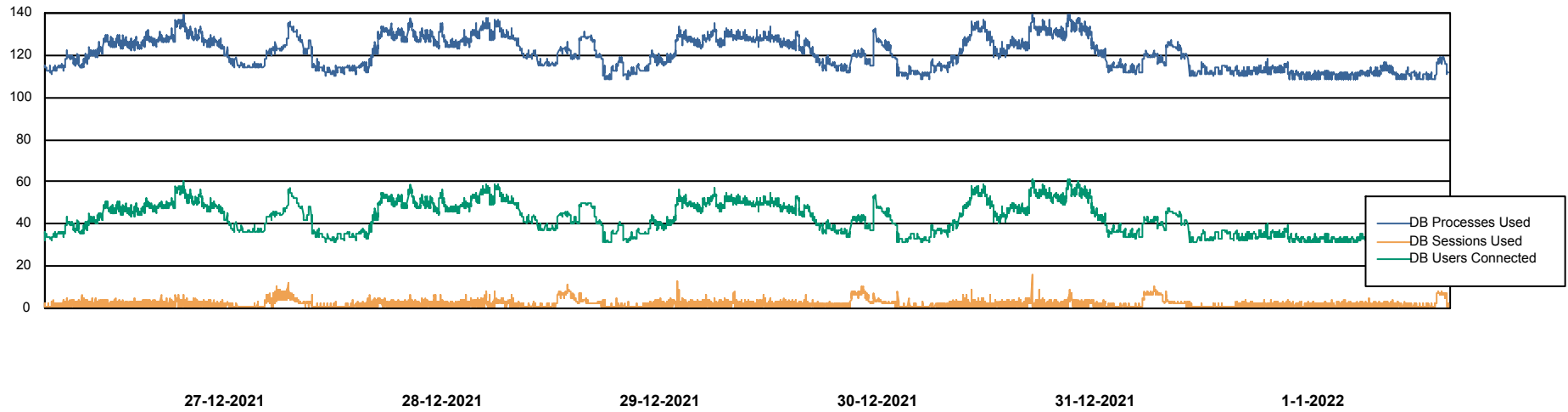
Weekly SLA Customer Report

Customer CUS_Production
Database ID 131



Database Performance CUS_ProdDB_Primary

DB Processes Max 300



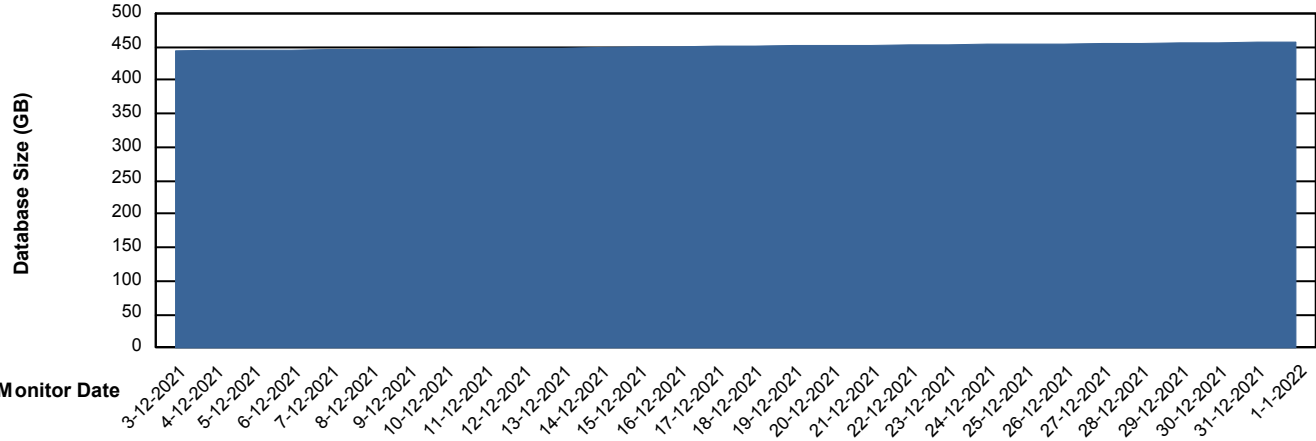
Weekly SLA Customer Report

Customer CUS_Production
 Database ID 131



DATABASE SIZE CUS_ProdDB_Primary

Database growth over last month



Database Tablespace CUS_ProdDB_Primary

Date	Tablespace Name	Filesize (Gb)	Usedsize (Gb)	Percentage free
1-1-2022	ABSDATA	169	140	17
	INDX	294	242	18
31-12-2021	ABSDATA	169	140	17
	INDX	294	242	18
30-12-2021	ABSDATA	166	140	16
	INDX	294	242	18
29-12-2021	ABSDATA	166	139	16
	INDX	294	242	18
28-12-2021	ABSDATA	166	139	16
	INDX	288	242	16
27-12-2021	ABSDATA	166	139	16
	INDX	287	242	16
26-12-2021	ABSDATA	166	139	16
	INDX	287	241	16

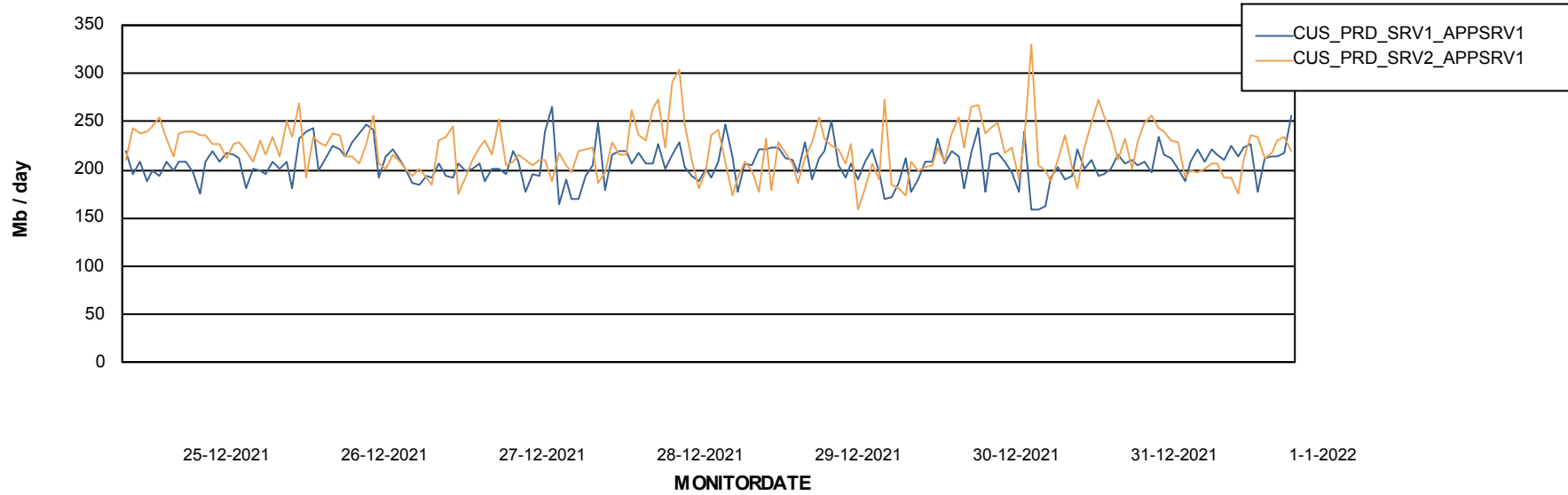
Weekly SLA Customer Report

Customer CUS_Production
Database ID 131

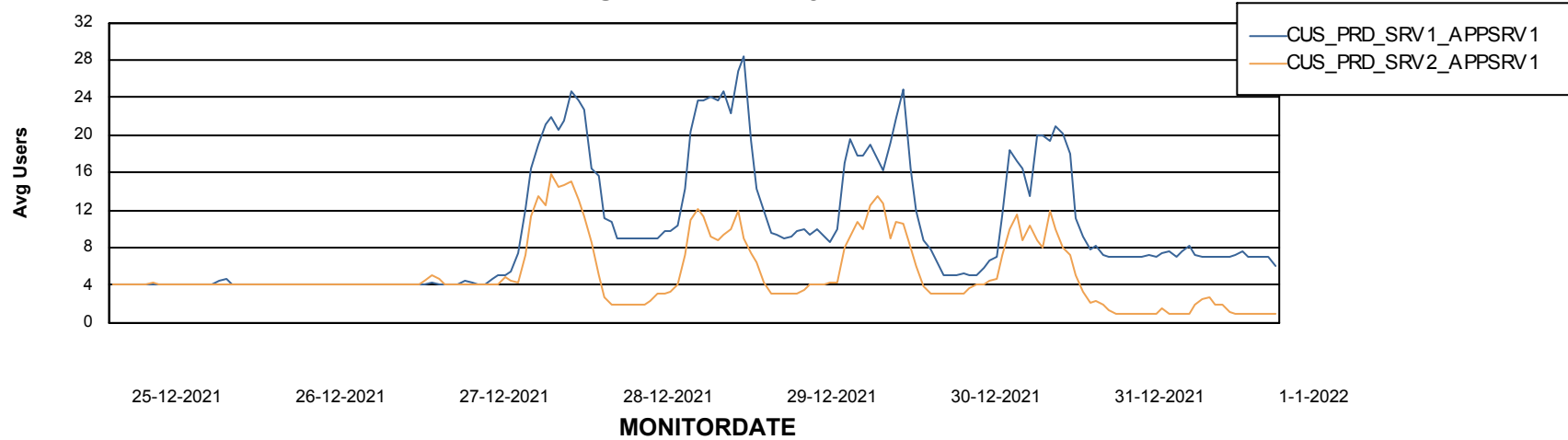


ABSSolute Application Server Services

Avg memory used per ABS Server Service



Avg users per day per ABS server



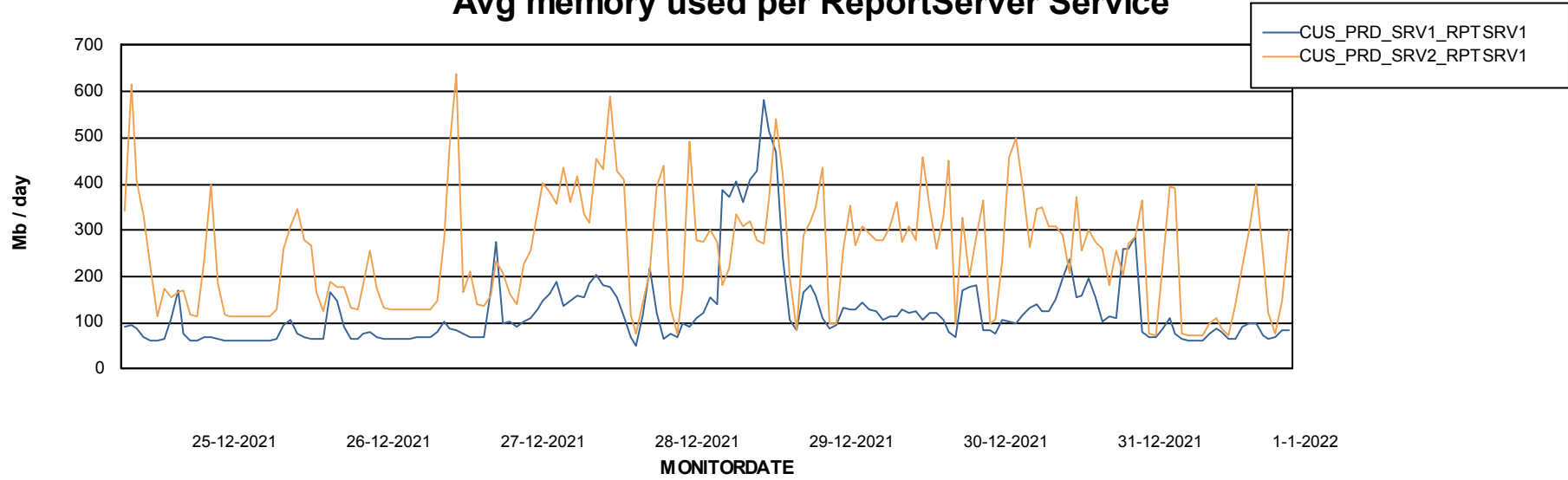
Weekly SLA Customer Report

Customer CUS_Production
Database ID 131



ABSolute Web Component Services

Avg memory used per ReportServer Service



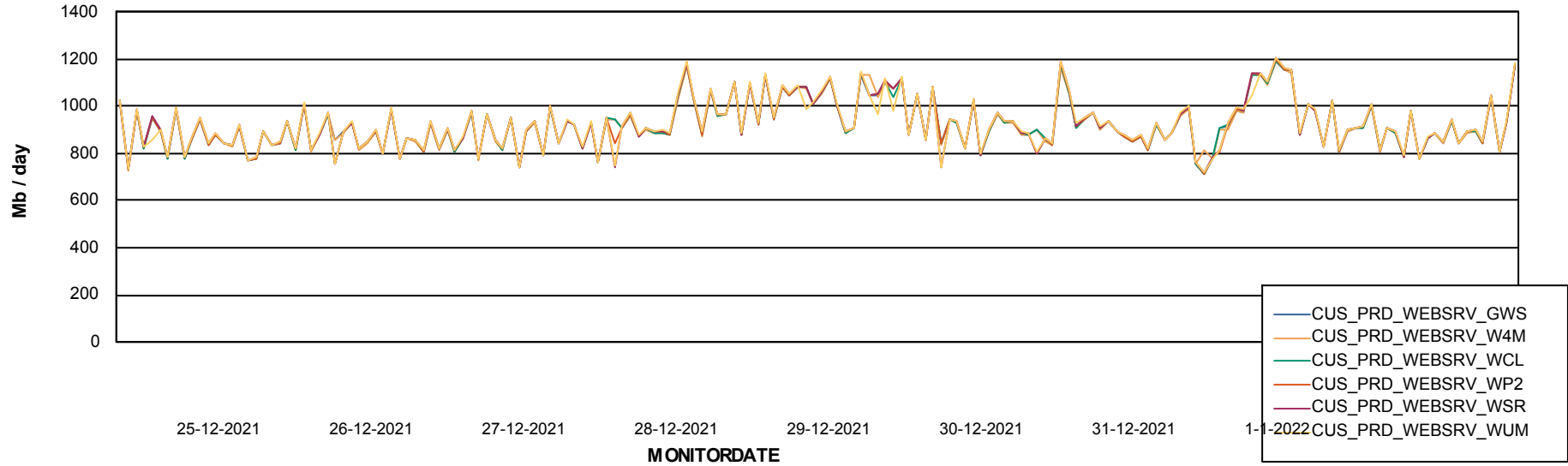
Weekly SLA Customer Report

Customer CUS_Production
Database ID 131



ABSSolute Web Component Services

Avg memory used per ABS Web component



Weekly SLA Customer Report

Customer CUS_Production
Database ID 131



Disaster per ABS component

