

# Weekly SLA Customer Report

Customer VEN\_Production  
Database ID 35



## Harddisk Usage VEN\_PRD\_VENABS06\_DB

	Free disk space on C: (%)	Total disk space on C: (Gb)	Used disk space on C: (Gb)	Free disk space on D: (%)	Total disk space on D: (Gb)	Used disk space on D: (Gb)	Free disk space on E: (%)	Total disk space on E: (Gb)	Used disk space on E: (Gb)
3-12-2022	58	102	43	24	601	455	78	400	88
2-12-2022	58	102	43	24	601	455	81	400	75
1-12-2022	58	102	43	24	601	455	81	400	74
30-11-2022	58	102	43	24	601	455	81	400	75
29-11-2022	58	102	43	24	601	455	81	400	75
28-11-2022	58	102	43	24	601	455	81	400	76
27-11-2022	58	102	43	24	601	455	81	400	76

## Harddisk Usage VEN\_PRD\_VENABS07\_SB-DB

	Free disk space on C: (%)	Total disk space on C: (Gb)	Used disk space on C: (Gb)	Free disk space on D: (%)	Total disk space on D: (Gb)	Used disk space on D: (Gb)	Free disk space on E: (%)	Total disk space on E: (Gb)	Used disk space on E: (Gb)
3-12-2022	56	102	45	28	1,000	721	85	400	60
2-12-2022	56	102	45	28	1,000	721	88	400	47
1-12-2022	56	102	45	28	1,000	721	61	400	157
30-11-2022	56	102	45	28	1,000	721	57	400	171
29-11-2022	56	102	45	28	1,000	721	57	400	171
28-11-2022	56	102	45	28	1,000	721	57	400	171
27-11-2022	56	102	45	28	1,000	721	57	400	172

# Weekly SLA Customer Report

Customer VEN\_Production  
Database ID 35



Harddisk Usage VEN\_PRD\_VENABS08\_BI

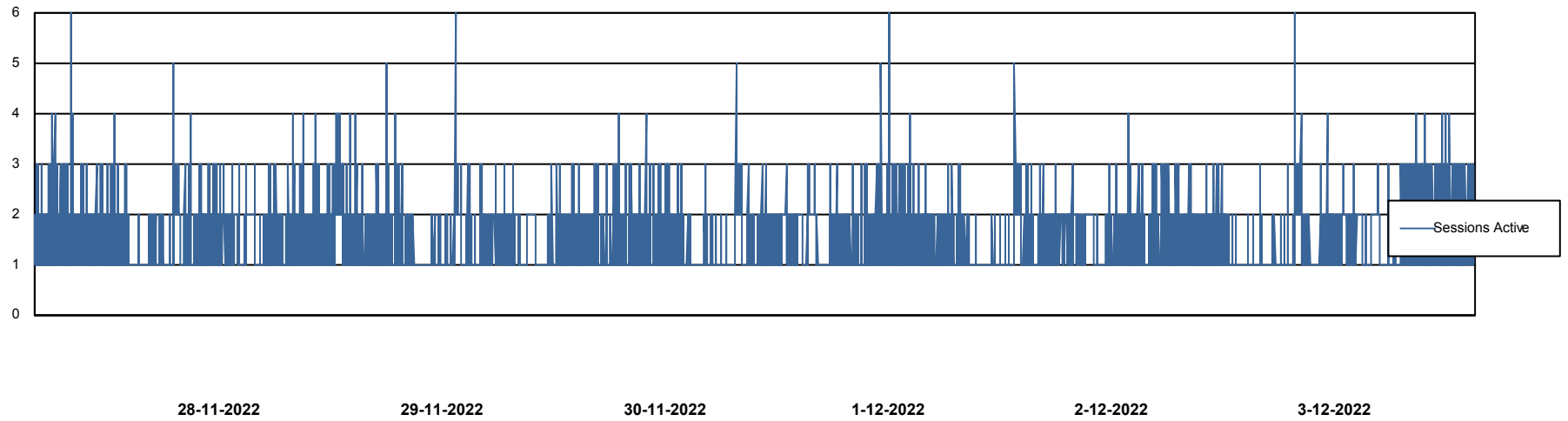
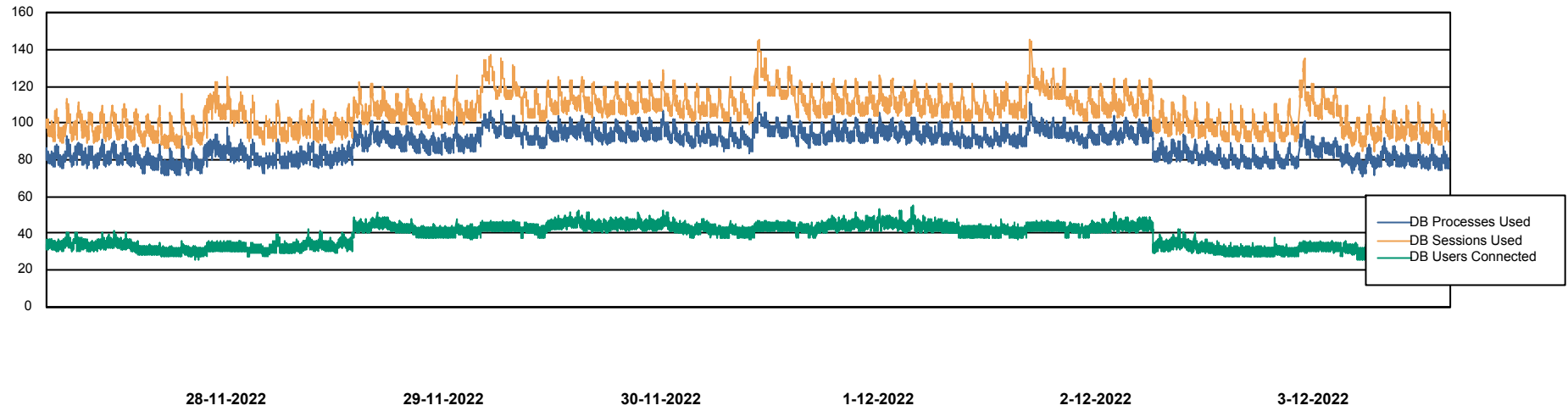
	Free disk space on C: (%)	Total disk space on C: (Gb)	Used disk space on C: (Gb)	Free disk space on D: (%)	Total disk space on D: (Gb)	Used disk space on D: (Gb)
3-12-2022	41	102	60	20	601	478
2-12-2022	41	102	60	20	601	478
1-12-2022	41	102	60	20	601	478
30-11-2022	40	102	61	20	601	478
29-11-2022	40	102	61	20	601	478
28-11-2022	40	102	61	20	601	478
27-11-2022	40	102	61	20	601	478

# Weekly SLA Customer Report

Customer VEN\_Production  
Database ID 35



## Database Performance VENDB\_Production



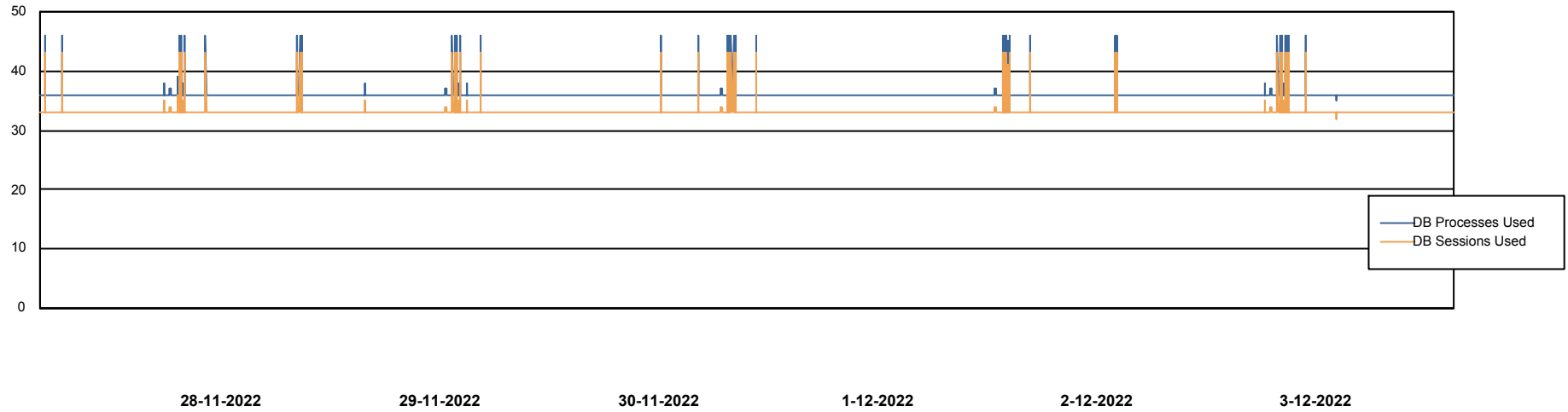
# Weekly SLA Customer Report

Customer VEN\_Production  
Database ID 35



Database Performance VENDB\_Standby

DB Processes Max 300



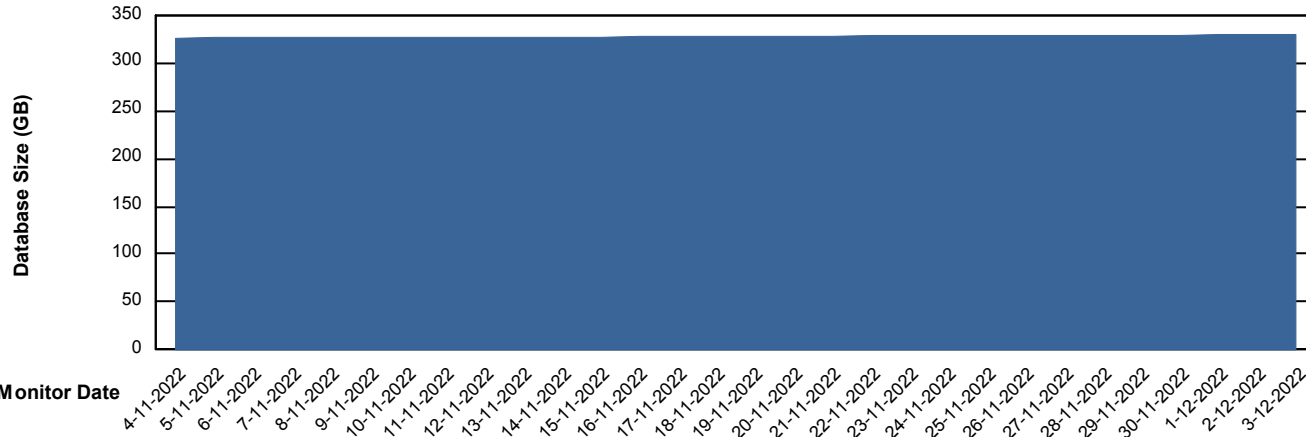
# Weekly SLA Customer Report

Customer VEN\_Production  
 Database ID 35



DATABASE SIZE VENDB\_Production

Database growth over last month



Database Tablespace VENDB\_Production

Date	Tablespace Name	Filesize (Gb)	Usedsize (Gb)	Percentage free
3-12-2022	ABSDATA	200	168	16
	INDX	184	153	17
2-12-2022	ABSDATA	200	168	16
	INDX	184	153	17
1-12-2022	ABSDATA	200	167	16
	INDX	184	153	17
30-11-2022	ABSDATA	200	167	16
	INDX	184	153	17
29-11-2022	ABSDATA	200	167	16
	INDX	184	153	17
28-11-2022	ABSDATA	200	167	16
	INDX	184	153	17
27-11-2022	ABSDATA	200	167	16
	INDX	184	153	17

# Weekly SLA Customer Report

Customer VEN\_Production  
Database ID 35



Standby Database Health VEN\_Production

## Recovery lag for last 7 days

