

# Weekly SLA Customer Report

Customer PHS\_Production  
Database ID 47



## Harddisk Usage PHS\_PRD\_GCAB992b

	Free disk space on C: (%)	Total disk space on C: (Gb)	Used disk space on C: (Gb)	Free disk space on D: (%)	Total disk space on D: (Gb)	Used disk space on D: (Gb)	Free disk space on E: (%)	Total disk space on E: (Gb)	Used disk space on E: (Gb)
3-12-2022	33	99	67	19	600	486	37	200	127
2-12-2022	33	99	67	19	600	487	42	200	116
1-12-2022	33	99	67	19	600	487	72	200	57
30-11-2022	33	99	67	19	600	487	72	200	56
29-11-2022	33	99	67	19	600	486	71	200	58
28-11-2022	33	99	67	19	600	484	72	200	56
27-11-2022	33	99	67	19	600	484	73	200	54

## Harddisk Usage PHS\_PRD\_GCAB993b

	Free disk space on C: (%)	Total disk space on C: (Gb)	Used disk space on C: (Gb)	Free disk space on D: (%)	Total disk space on D: (Gb)	Used disk space on D: (Gb)	Free disk space on E: (%)	Total disk space on E: (Gb)	Used disk space on E: (Gb)
3-12-2022	45	99	55	33	550	366	75	100	25
2-12-2022	45	99	55	33	550	366	74	100	26
1-12-2022	45	99	55	33	550	366	66	100	34
30-11-2022	45	99	55	33	550	366	67	100	33
29-11-2022	45	99	55	33	550	366	65	100	35
28-11-2022	45	99	55	33	550	366	67	100	33
27-11-2022	45	99	55	33	550	366	69	100	31

# Weekly SLA Customer Report

Customer PHS\_Production  
 Database ID 47



Harddisk Usage PHS\_PRD\_GCAB994b

	Free disk space on C: (%)	Total disk space on C: (Gb)	Used disk space on C: (Gb)	Free disk space on D: (%)	Total disk space on D: (Gb)	Used disk space on D: (Gb)	Free disk space on E: (%)	Total disk space on E: (Gb)	Used disk space on E: (Gb)
3-12-2022	27	99	73	28	600	433	34	150	99
2-12-2022	27	99	73	28	600	433	34	150	99
1-12-2022	27	99	73	28	600	433	34	150	99
30-11-2022	27	99	73	28	600	433	34	150	99
29-11-2022	27	99	72	28	600	433	34	150	99
28-11-2022	28	99	72	28	600	433	34	150	99
27-11-2022	28	99	72	28	600	433	34	150	99

Harddisk Usage PHS\_PRD\_GCAB995b

	Free disk space on C: (%)	Total disk space on C: (Gb)	Used disk space on C: (Gb)
3-12-2022	38	49	31
2-12-2022	38	49	31
1-12-2022	38	49	31
30-11-2022	38	49	31
29-11-2022	38	49	31
28-11-2022	38	49	31
27-11-2022	38	49	31

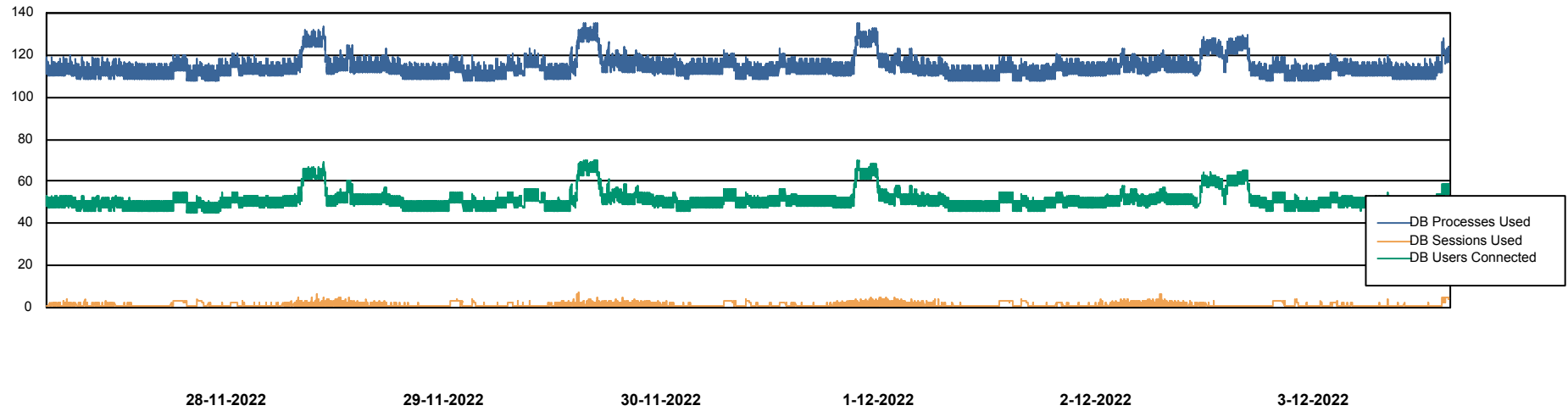
# Weekly SLA Customer Report

Customer PHS\_Production  
Database ID 47



Database Performance PHSDB\_Production

DB Processes Max 1,000



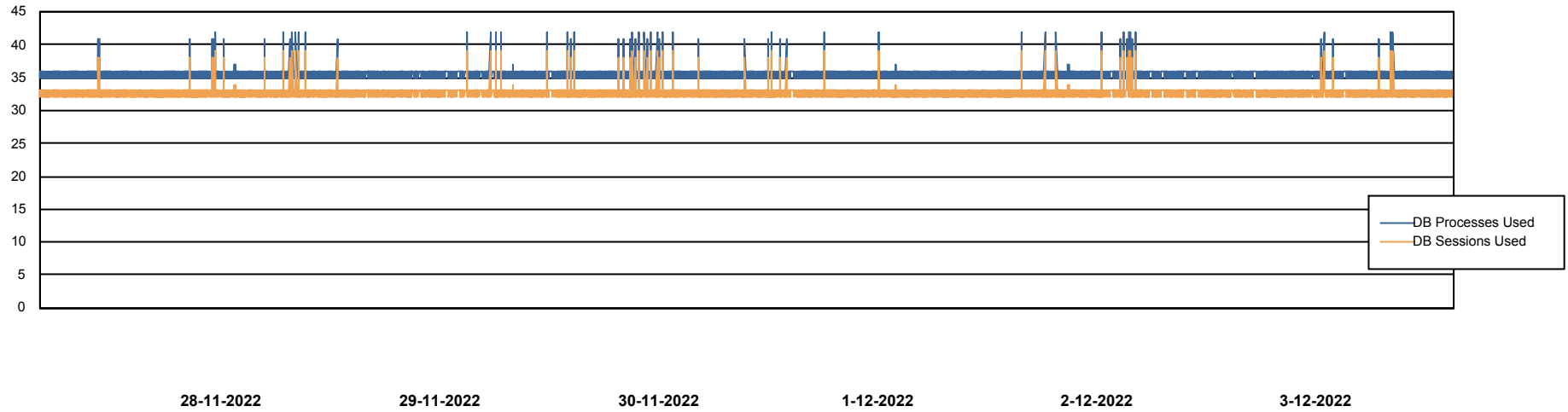
# Weekly SLA Customer Report

Customer PHS\_Production  
Database ID 47



Database Performance PHSDB\_Standby

DB Processes Max 1,000



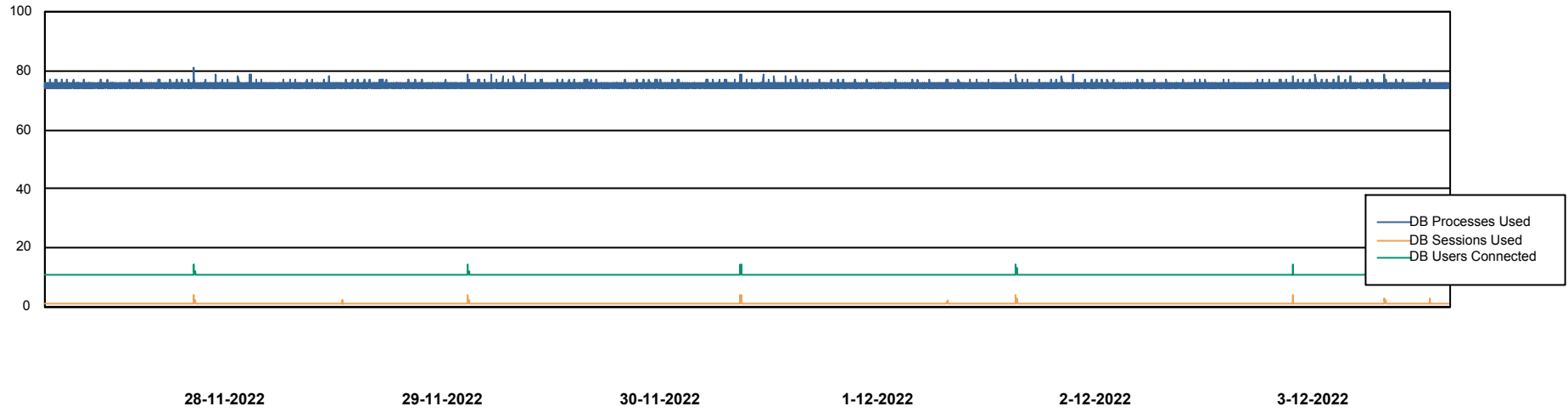
# Weekly SLA Customer Report

Customer PHS\_Production  
Database ID 47



Database Performance PHSDB\_Test

DB Processes Max 1,000



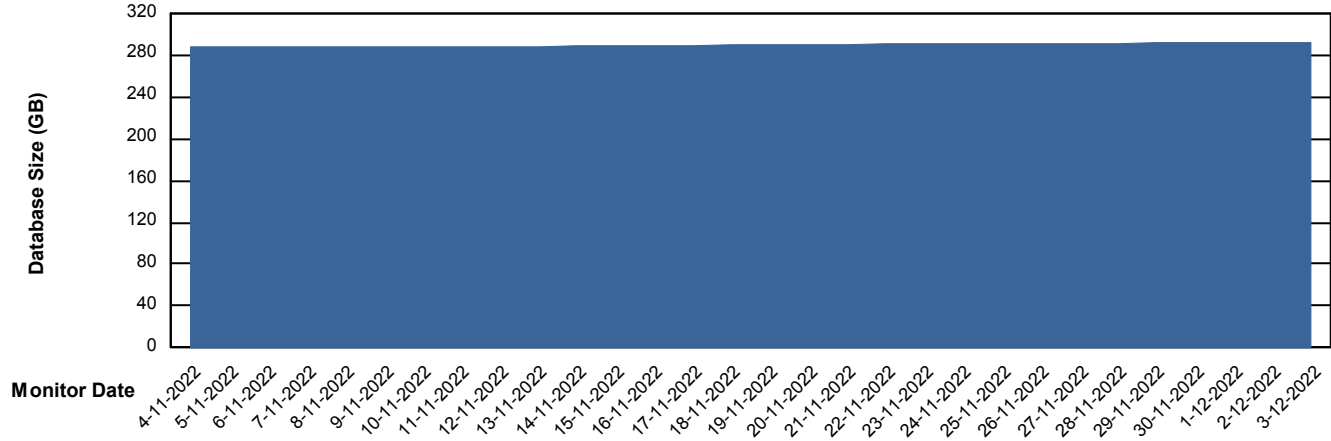
# Weekly SLA Customer Report

Customer PHS\_Production  
Database ID 47



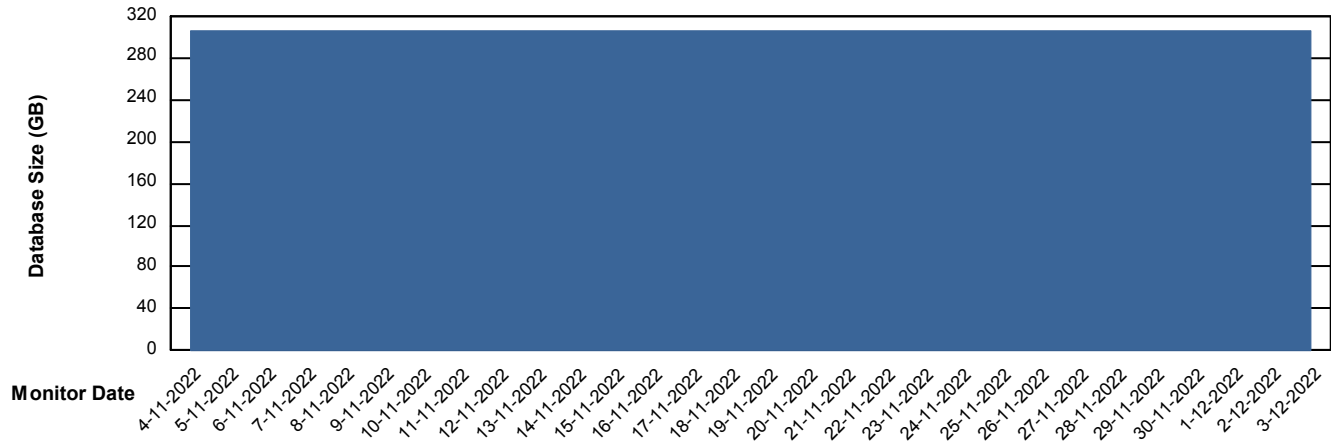
DATABASE SIZE PHSDB\_Production

### Database growth over last month



DATABASE SIZE PHSDB\_Test

### Database growth over last month



# Weekly SLA Customer Report

Customer PHS\_Production  
 Database ID 47



Database Tablespace PHSDB\_Production

Date	Tablespace Name	Filesize (Gb)	Usedsize (Gb)	Percentage free
3-12-2022	ABSDATA	137	113	18
	INDX	203	170	16
2-12-2022	ABSDATA	137	113	18
	INDX	203	170	16
1-12-2022	ABSDATA	137	113	18
	INDX	203	170	16
30-11-2022	ABSDATA	137	113	18
	INDX	203	170	16
29-11-2022	ABSDATA	137	113	18
	INDX	203	170	16
28-11-2022	ABSDATA	137	113	18
	INDX	203	170	16
27-11-2022	ABSDATA	137	112	18
	INDX	203	169	17

# Weekly SLA Customer Report

Customer PHS\_Production  
Database ID 47



Database Tablespace PHSDB\_Test

Date	Tablespace Name	Filesize (Gb)	Usedsize (Gb)	Percentage free
3-12-2022	ABSDATA	144	110	24
	INDX	192	146	24
2-12-2022	ABSDATA	144	110	24
	INDX	192	146	24
1-12-2022	ABSDATA	144	110	24
	INDX	192	146	24
30-11-2022	ABSDATA	144	110	24
	INDX	192	146	24
29-11-2022	ABSDATA	144	110	24
	INDX	192	146	24
28-11-2022	ABSDATA	144	110	24
	INDX	192	146	24
27-11-2022	ABSDATA	144	110	24
	INDX	192	146	24

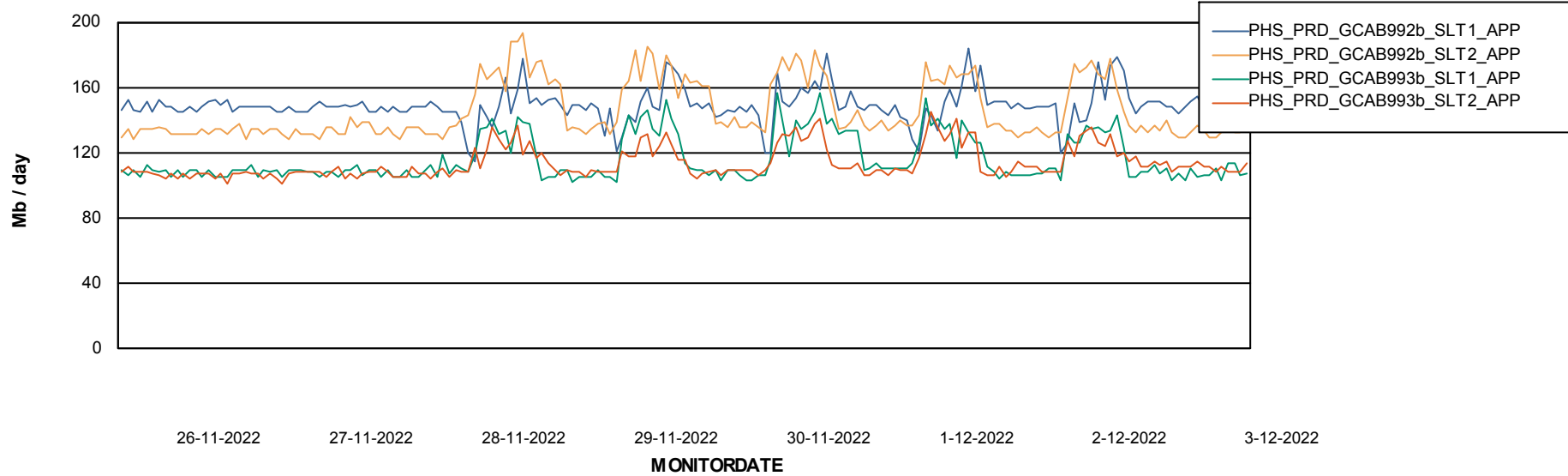
# Weekly SLA Customer Report

Customer PHS\_Production  
Database ID 47

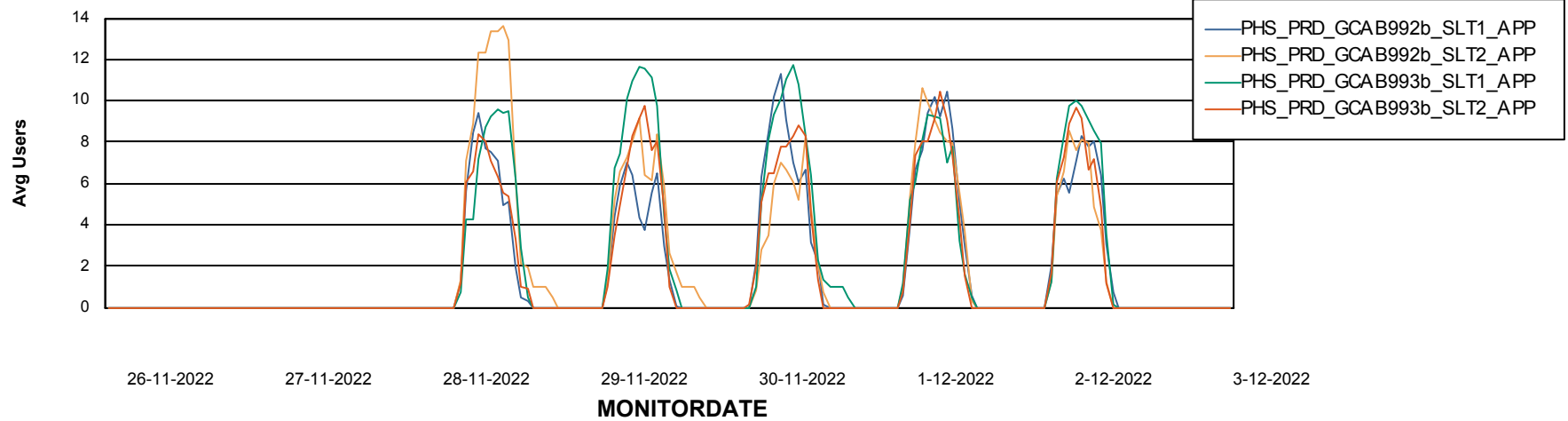


## ABSSolute Application Server Services

### Avg memory used per ABS Server Service



### Avg users per day per ABS server



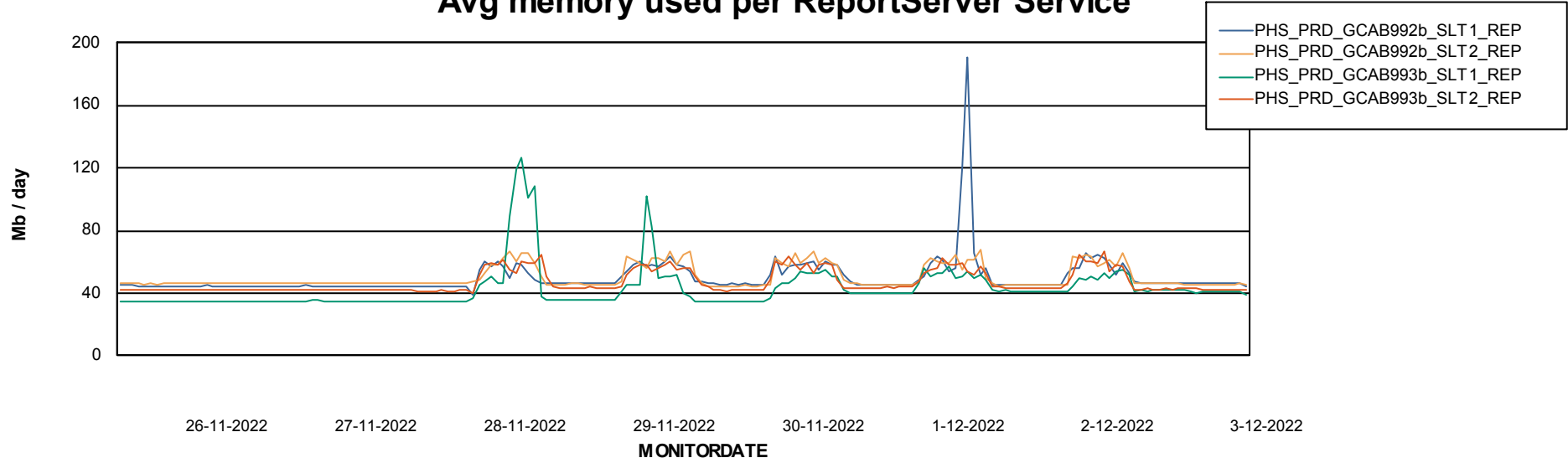
# Weekly SLA Customer Report

Customer PHS\_Production  
Database ID 47



## ABSSolute Application ReportServer Services

### Avg memory used per ReportServer Service



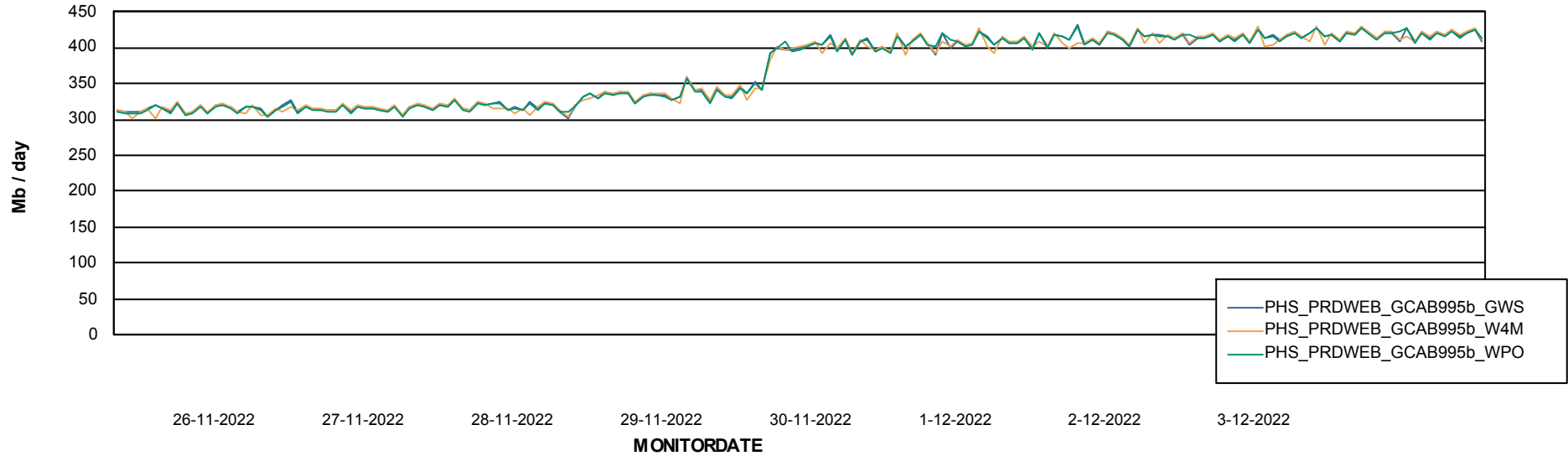
# Weekly SLA Customer Report

Customer PHS\_Production  
Database ID 47



## ABSSolute Web Component Services

### Avg memory used per ABS Web component



# Weekly SLA Customer Report

Customer PHS\_Production  
Database ID 47



## Disaster per ABS component

