

# Weekly SLA Customer Report

Customer LLG\_Production  
 Database ID 53



Harddisk Usage LLG\_PRD\_APP01

	Free disk space on C: (%)	Total disk space on C: (Gb)	Used disk space on C: (Gb)	Free disk space on D: (%)	Total disk space on D: (Gb)	Used disk space on D: (Gb)
3-12-2022	21	200	157	95	200	9
2-12-2022	21	200	157	95	200	9
1-12-2022	21	200	157	95	200	9
30-11-2022	21	200	157	95	200	9
29-11-2022	21	200	157	95	200	9
28-11-2022	21	200	157	95	200	9
27-11-2022	21	200	157	95	200	9

Harddisk Usage LLG\_PRD\_APP02

	Free disk space on C: (%)	Total disk space on C: (Gb)	Used disk space on C: (Gb)	Free disk space on D: (%)	Total disk space on D: (Gb)	Used disk space on D: (Gb)
3-12-2022	58	200	84	92	200	17
2-12-2022	58	200	84	92	200	17
1-12-2022	58	200	84	92	200	17
30-11-2022	58	200	84	92	200	17
29-11-2022	58	200	84	92	200	17
28-11-2022	58	200	84	92	200	17
27-11-2022	58	200	84	92	200	17

# Weekly SLA Customer Report

Customer LLG\_Production  
Database ID 53



## Harddisk Usage LLG\_PRD\_BI02

	Free disk space on C: (%)	Total disk space on C: (Gb)	Used disk space on C: (Gb)	Free disk space on D: (%)	Total disk space on D: (Gb)	Used disk space on D: (Gb)
3-12-2022	55	150	67	44	685	381
2-12-2022	55	150	67	45	685	379
1-12-2022	55	150	67	45	685	379
30-11-2022	55	150	67	45	685	379
29-11-2022	56	150	66	45	685	379
28-11-2022	56	150	66	45	685	379
27-11-2022	56	150	66	46	685	371

## Harddisk Usage LLG\_PRD\_OR01

	Free disk space on C: (%)	Total disk space on C: (Gb)	Used disk space on C: (Gb)	Free disk space on D: (%)	Total disk space on D: (Gb)	Used disk space on D: (Gb)	Free disk space on E: (%)	Total disk space on E: (Gb)	Used disk space on E: (Gb)
3-12-2022	83	279	46	52	928	441	22	749	583
2-12-2022	83	279	46	52	928	441	27	749	549
1-12-2022	83	279	46	52	928	441	25	749	559
30-11-2022	83	279	46	52	928	441	21	749	591
29-11-2022	83	279	46	52	928	441	27	749	550
28-11-2022	83	279	46	52	928	441	27	749	547
27-11-2022	83	279	46	52	928	441	25	749	559

# Weekly SLA Customer Report

Customer LLG\_Production  
Database ID 53



## Harddisk Usage LLG\_PRD\_OR02

	Free disk space on C: (%)	Total disk space on C: (Gb)	Used disk space on C: (Gb)	Free disk space on D: (%)	Total disk space on D: (Gb)	Used disk space on D: (Gb)	Free disk space on E: (%)	Total disk space on E: (Gb)	Used disk space on E: (Gb)
3-12-2022	87	279	36	88	1,117	131	93	559	38
2-12-2022	87	279	36	88	1,117	131	93	559	38
1-12-2022	87	279	36	88	1,117	131	93	559	38
30-11-2022	87	279	36	88	1,117	131	93	559	38
29-11-2022	87	279	36	88	1,117	131	93	559	38
28-11-2022	87	279	36	88	1,117	131	93	559	38
27-11-2022	87	279	36	88	1,117	131	93	559	38

## Harddisk Usage LLG\_PRD\_TS2

	Free disk space on C: (%)	Total disk space on C: (Gb)	Used disk space on C: (Gb)	Free disk space on D: (%)	Total disk space on D: (Gb)	Used disk space on D: (Gb)	Free disk space on E: (%)	Total disk space on E: (Gb)	Used disk space on E: (Gb)
3-12-2022	23	279	215	59	993	410	55	684	306
2-12-2022	23	279	215	59	993	410	55	684	306
1-12-2022	23	279	215	59	993	410	55	684	306
30-11-2022	23	279	215	59	993	410	55	684	306
29-11-2022	23	279	215	59	993	410	55	684	311
28-11-2022	23	279	215	59	993	410	43	684	389
27-11-2022	23	279	215	59	993	410	55	684	305

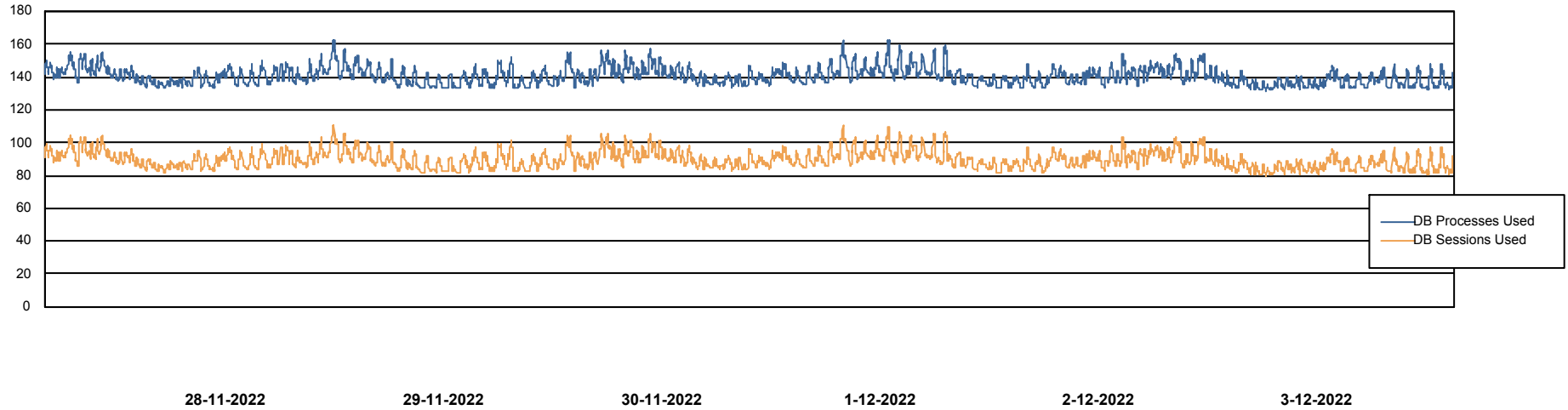
# Weekly SLA Customer Report

Customer LLG\_Production  
Database ID 53



## Database Performance LLGDB\_Production

DB Processes Max 4  
DB Processes Max 300



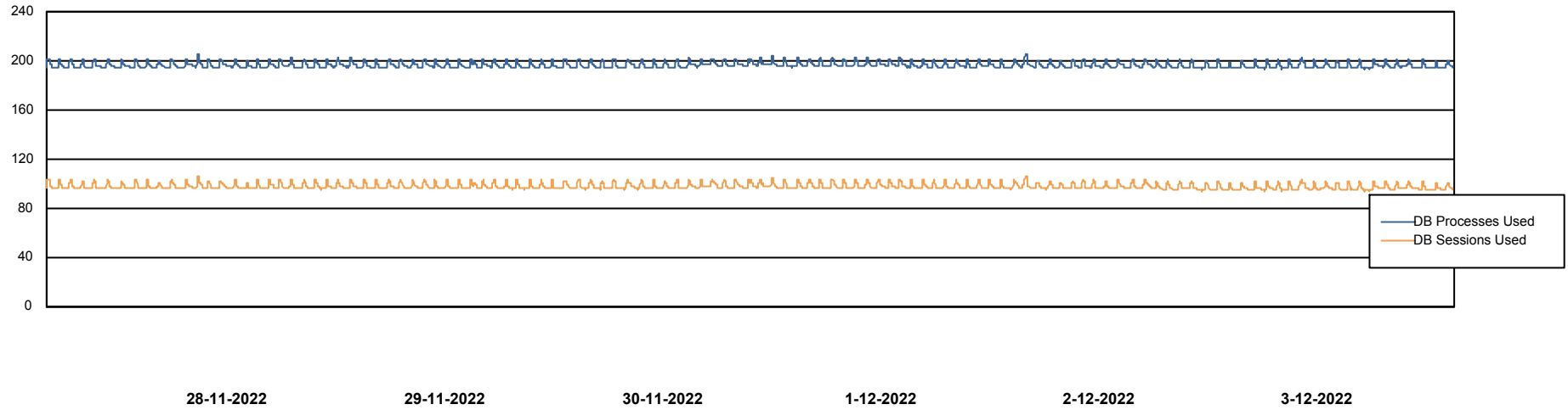
# Weekly SLA Customer Report

Customer LLG\_Production  
Database ID 53



## Database Performance LLGDB\_Standby\_TS2

DB Processes Max 0  
DB Processes Max 300  
DB Processes Max 4



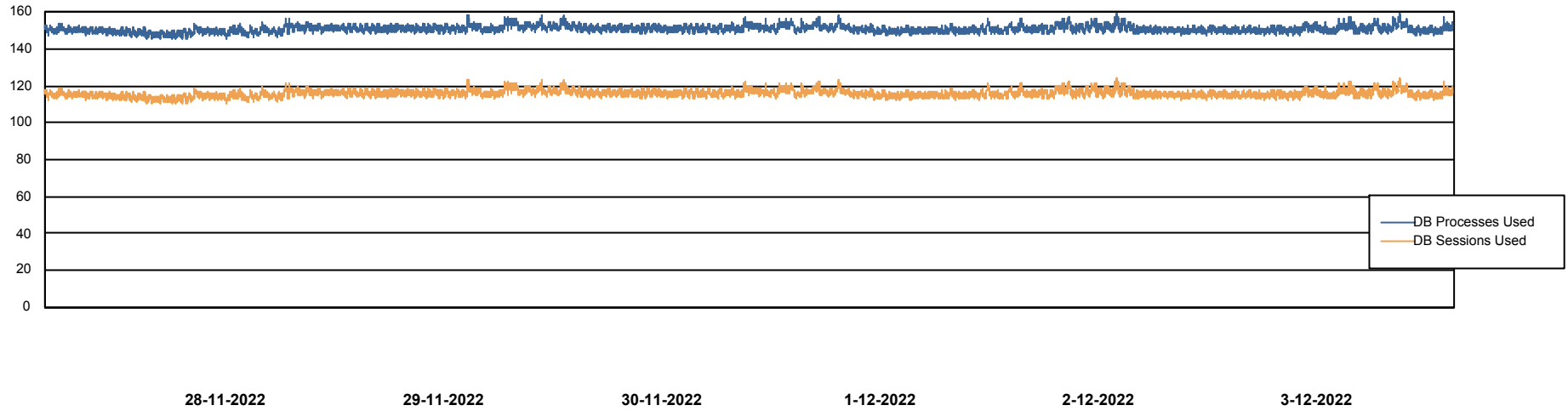
# Weekly SLA Customer Report

Customer LLG\_Production  
Database ID 53



Database Performance LLGDBBI\_Production

DB Processes Max 1,000



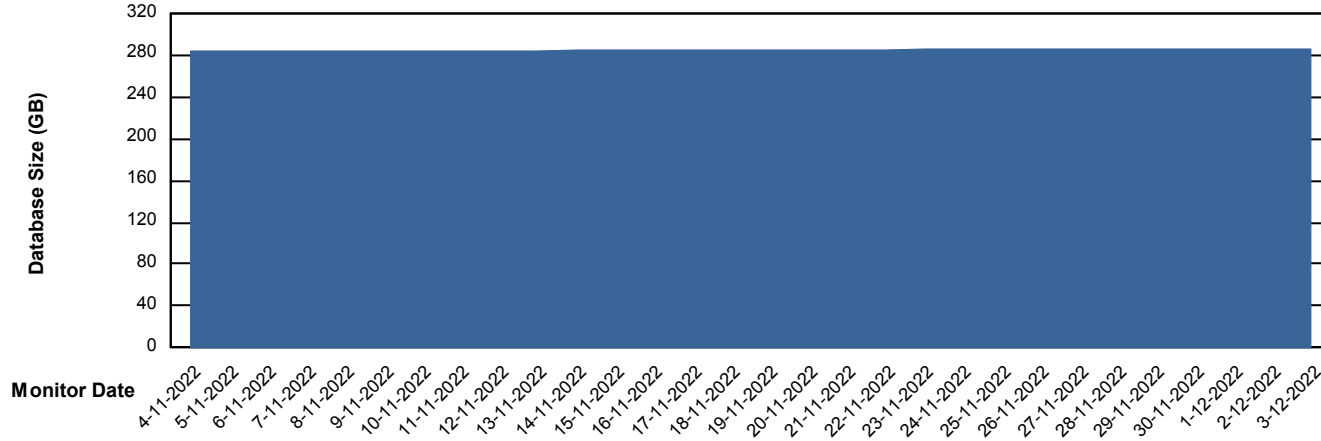
# Weekly SLA Customer Report

Customer LLG\_Production  
Database ID 53



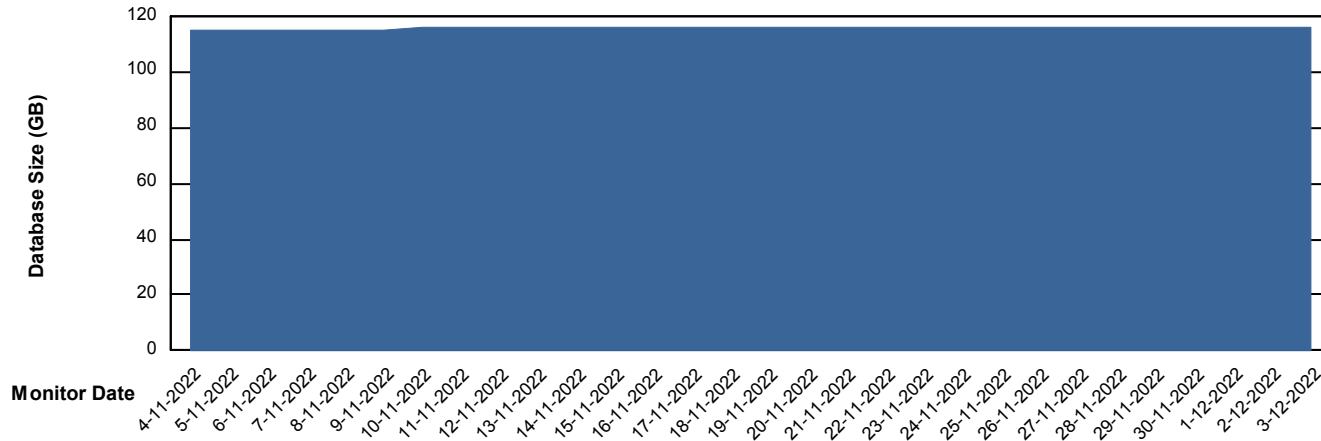
DATABASE SIZE LLGDB\_Production

### Database growth over last month



DATABASE SIZE LLGDBBI\_Production

### Database growth over last month



# Weekly SLA Customer Report

Customer LLG\_Production  
Database ID 53



## Database Tablespace LLGDB\_Production

Date	Tablespace Name	Filesize (Gb)	Usedsize (Gb)	Percentage free
3-12-2022	ABSDATA	178	113	36
	INDX	201	163	19
2-12-2022	ABSDATA	178	113	36
	INDX	201	163	19
1-12-2022	ABSDATA	178	113	36
	INDX	201	163	19
30-11-2022	ABSDATA	178	113	37
	INDX	201	163	19
29-11-2022	ABSDATA	178	113	36
	INDX	201	163	19
28-11-2022	ABSDATA	178	113	37
	INDX	201	163	19
27-11-2022	ABSDATA	178	113	37
	INDX	201	163	19

# Weekly SLA Customer Report

Customer LLG\_Production  
 Database ID 53



Database Tablespace LLGDBBI\_Production

Date	Tablespace Name	Filesize (Gb)	Usedsize (Gb)	Percentage free
3-12-2022	ABSDATA	100	51	49
	INDX	120	58	52
2-12-2022	ABSDATA	100	51	49
	INDX	120	58	52
1-12-2022	ABSDATA	100	51	49
	INDX	120	58	52
30-11-2022	ABSDATA	100	51	49
	INDX	120	58	52
29-11-2022	ABSDATA	100	51	49
	INDX	120	58	52
28-11-2022	ABSDATA	100	51	49
	INDX	120	58	52
27-11-2022	ABSDATA	100	51	49
	INDX	120	58	52

BI Status and last ETL error for LLGDBBI\_Production

	ma 28/11/2022	di 29/11/2022	wo 30/11/2022	do 1/12/2022	vr 2/12/2022	za 3/12/2022
<b>ABS DataWarehouse ETL Health</b>	OK	OK	OK	OK	OK	OK
<b>ABS DWHStaging ETL Health</b>	OK	OK	OK	OK	OK	OK

# Weekly SLA Customer Report

Customer LLG\_Production  
Database ID 53



BI last ETL error for	LLGDBBI_Production
zo, 27-11-2022	None
zo, 27-11-2022	None
wo, 30-11-2022	None
di, 29-11-2022	None
za, 3-12-2022	None
do, 1-12-2022	None
do, 1-12-2022	None
za, 3-12-2022	None
ma, 28-11-2022	None
di, 29-11-2022	None
vr, 2-12-2022	None
wo, 30-11-2022	None
vr, 2-12-2022	None
ma, 28-11-2022	None

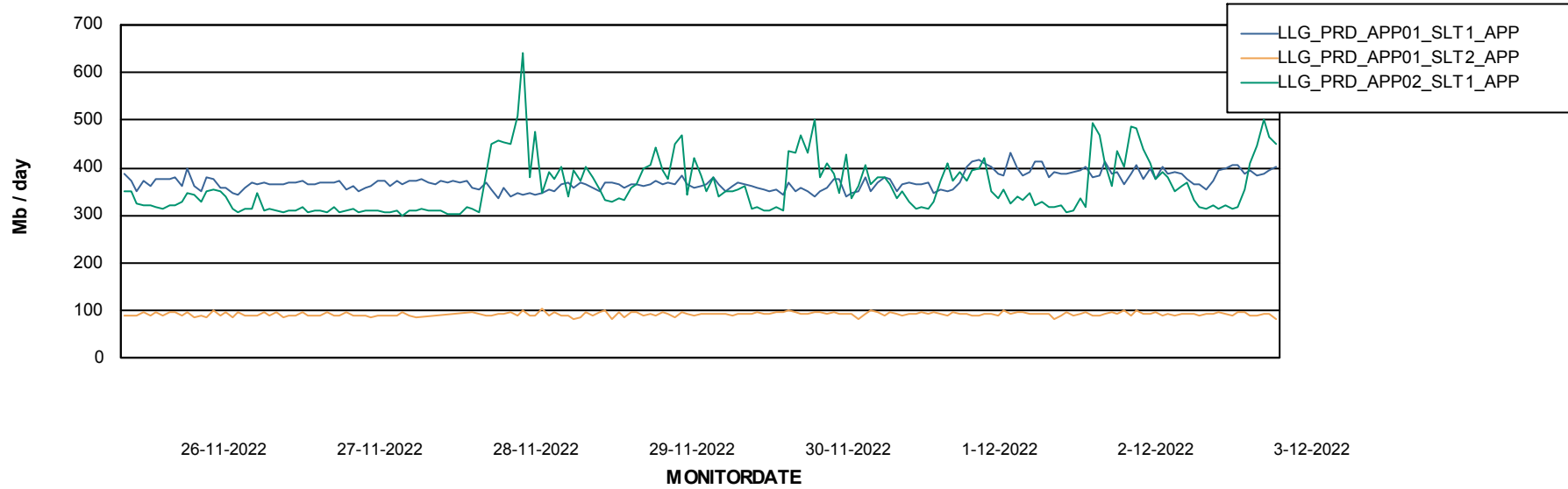
# Weekly SLA Customer Report

Customer LLG\_Production  
Database ID 53



## ABSSolute Application Server Services

### Avg memory used per ABS Server Service



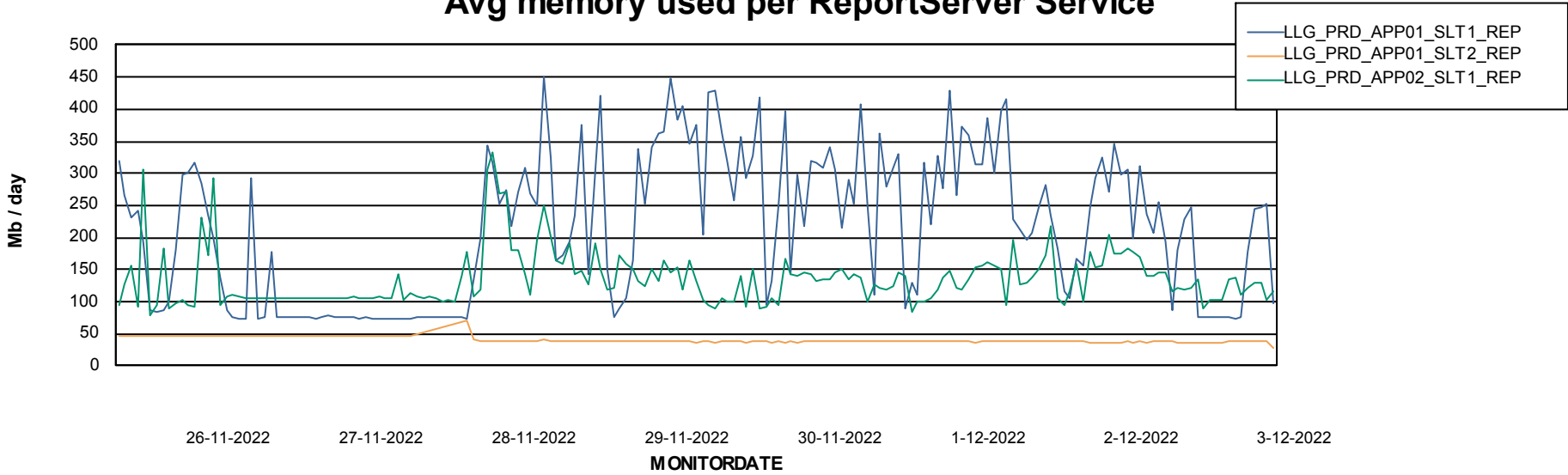
# Weekly SLA Customer Report

Customer LLG\_Production  
Database ID 53

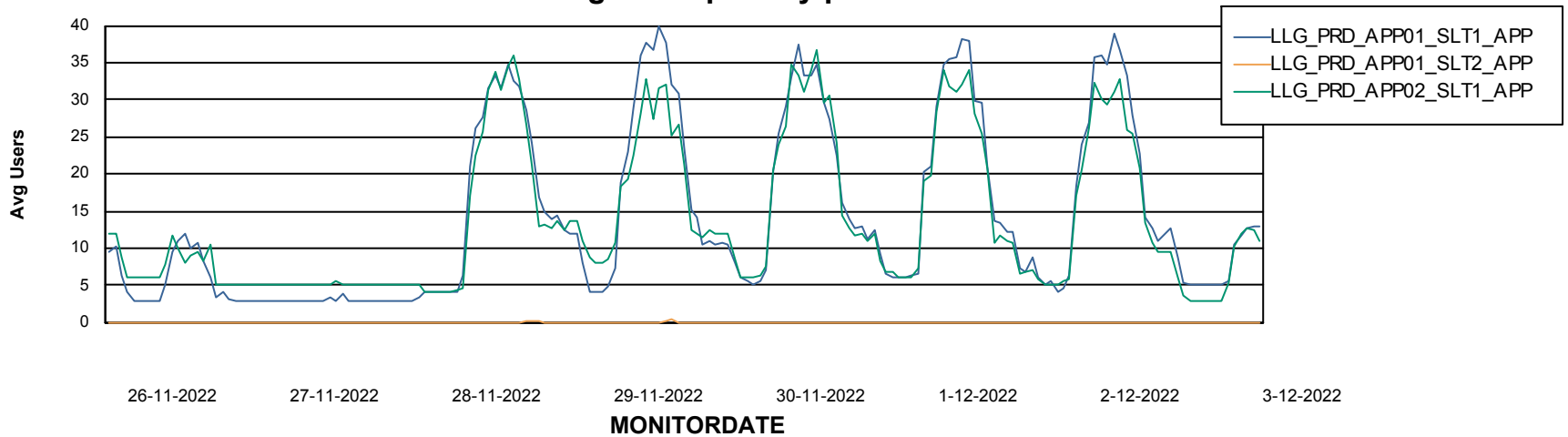


## ABSSolute Application Server Services

### Avg memory used per ReportServer Service



### Avg users per day per ABS server



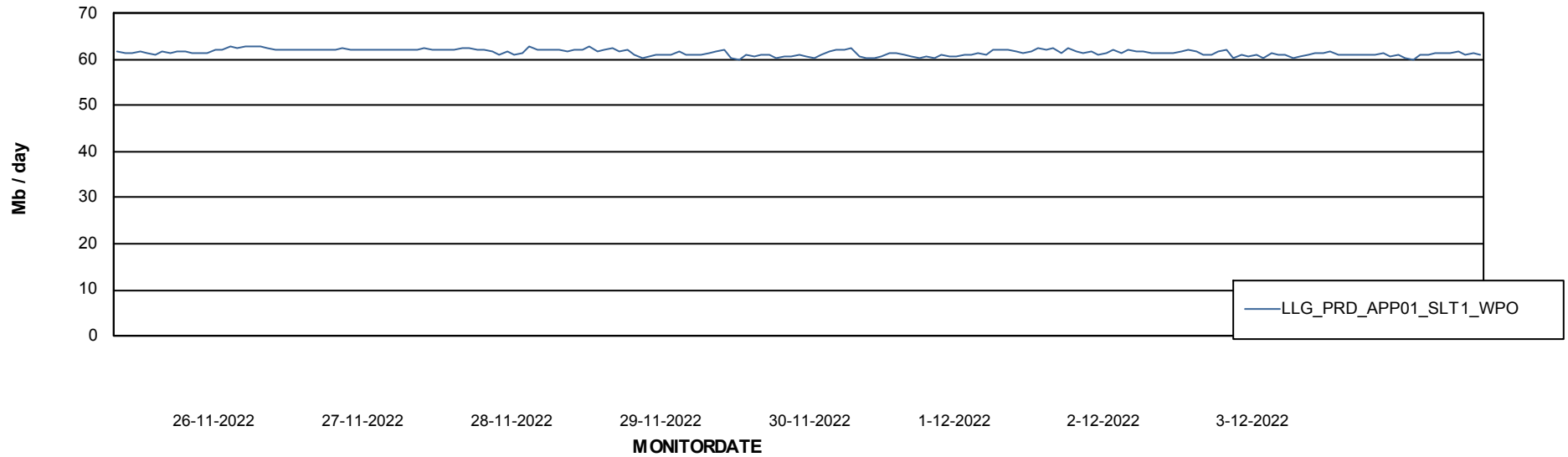
# Weekly SLA Customer Report

Customer LLG\_Production  
Database ID 53



## ABSSolute Application Server Services

### Avg memory used per ABS Web component



# Weekly SLA Customer Report

Customer LLG\_Production  
Database ID 53



## Disaster per ABS component

