

# Weekly SLA Customer Report

Customer NOA\_Production  
 Database ID 116



Harddisk Usage NOA\_PRD\_NovoABS01

	Free disk space on C: (%)	Total disk space on C: (Gb)	Used disk space on C: (Gb)	Free disk space on F: (%)	Total disk space on F: (Gb)	Used disk space on F: (Gb)	Free disk space on G: (%)	Total disk space on G: (Gb)	Used disk space on G: (Gb)
26-11-2022	50	100	49	34	800	529	82	400	71
25-11-2022	50	100	49	34	800	527	82	400	73
24-11-2022	50	100	49	34	800	527	81	400	76
23-11-2022	51	100	49	34	800	527	81	400	76
22-11-2022	51	100	49	34	800	526	81	400	75
21-11-2022	51	100	49	34	800	526	82	400	72
20-11-2022	51	100	49	34	800	526	82	400	72

Harddisk Usage NOA\_PRD\_NovoABS03

	Free disk space on C: (%)	Total disk space on C: (Gb)	Used disk space on C: (Gb)	Free disk space on F: (%)	Total disk space on F: (Gb)	Used disk space on F: (Gb)	Free disk space on G: (%)	Total disk space on G: (Gb)	Used disk space on G: (Gb)
26-11-2022	72	279	79	48	838	433	91	559	50
25-11-2022	72	279	79	48	838	433	91	559	52
24-11-2022	72	279	78	48	838	433	90	559	55
23-11-2022	72	279	78	48	838	433	90	559	55
22-11-2022	72	279	78	48	838	433	90	559	54
21-11-2022	72	279	78	48	838	433	91	559	52
20-11-2022	72	279	77	48	838	433	91	559	51

# Weekly SLA Customer Report

Customer NOA\_Production  
 Database ID 116



Harddisk Usage NOA\_PRD\_NovoApps01

	Free disk space on C: (%)	Total disk space on C: (Gb)	Used disk space on C: (Gb)
26-11-2022	59	100	41
25-11-2022	59	100	41
24-11-2022	59	100	41
23-11-2022	59	100	41
22-11-2022	60	100	40
21-11-2022	60	100	40
20-11-2022	60	100	40

Harddisk Usage NOA\_PRD\_NovoApps02

	Free disk space on C: (%)	Total disk space on C: (Gb)	Used disk space on C: (Gb)
26-11-2022	66	100	34
25-11-2022	66	100	34
24-11-2022	66	100	34
23-11-2022	66	100	34
22-11-2022	66	100	34
21-11-2022	66	100	34
20-11-2022	66	100	34

# Weekly SLA Customer Report

Customer NOA\_Production  
Database ID 116



Harddisk Usage NOA\_PRD\_NovoLink

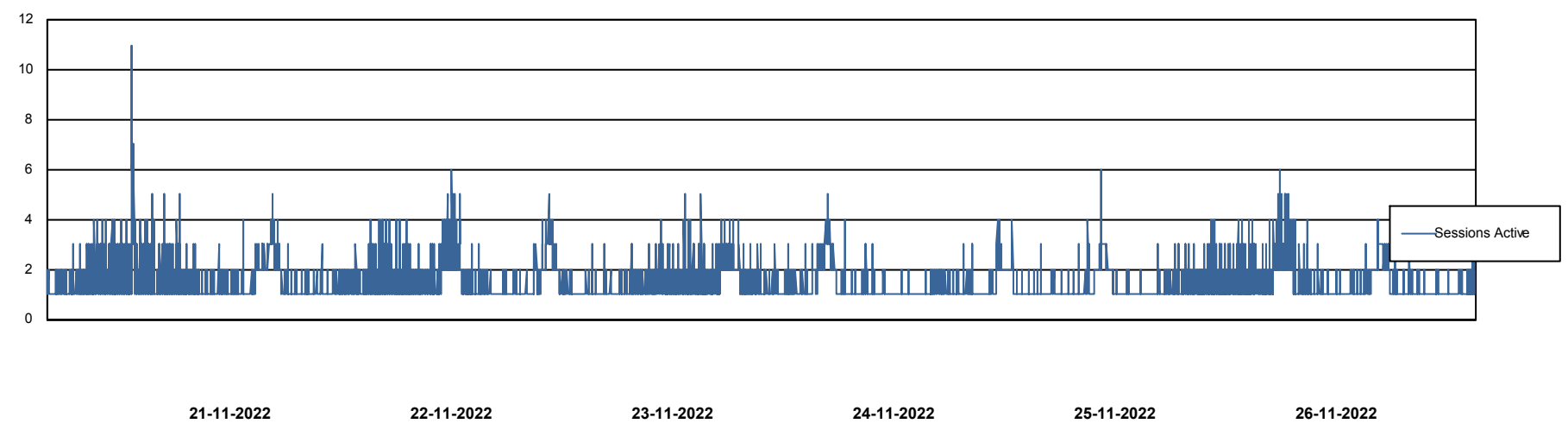
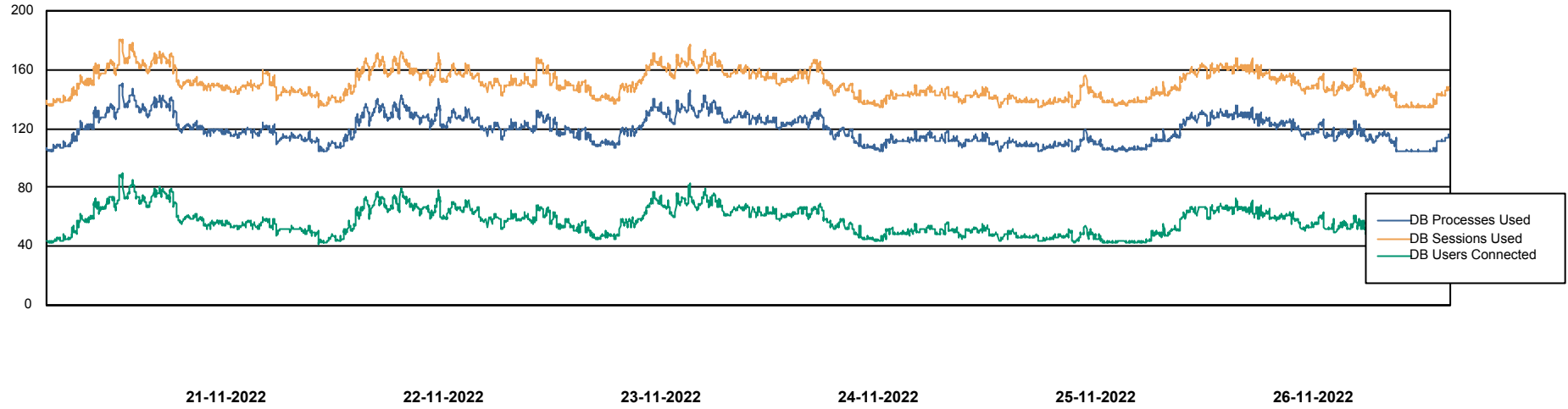
	Free disk space on C: (%)	Total disk space on C: (Gb)	Used disk space on C: (Gb)
26-11-2022	47	100	53
25-11-2022	47	100	53
24-11-2022	47	100	53
23-11-2022	47	100	52
22-11-2022	47	100	53
21-11-2022	47	100	52
20-11-2022	47	100	53

# Weekly SLA Customer Report

Customer NOA\_Production  
Database ID 116



## Database Performance NOA\_PRD\_NovoABS01\_DB



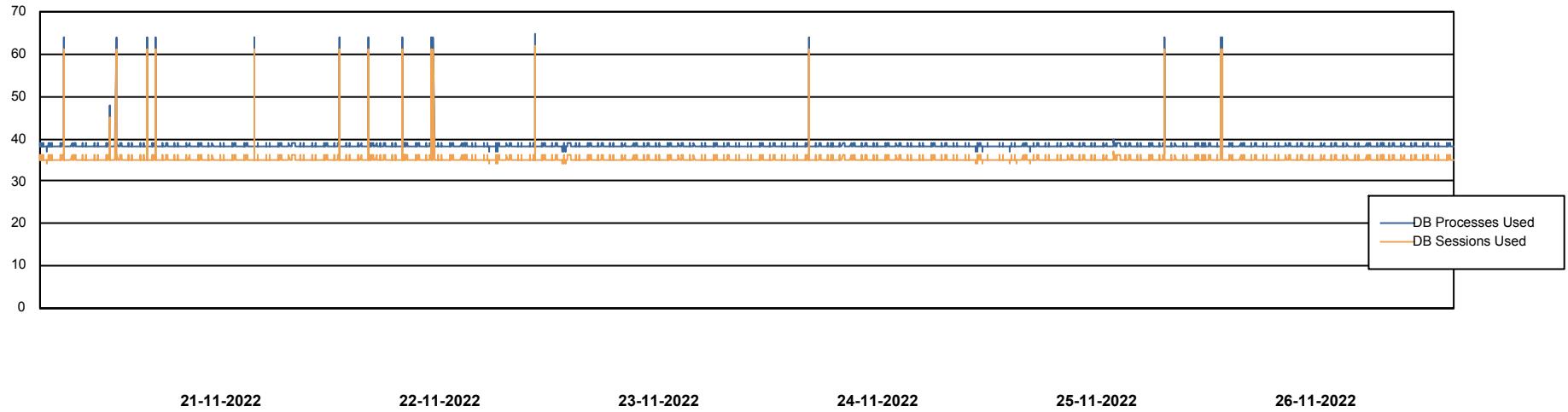
# Weekly SLA Customer Report

Customer NOA\_Production  
Database ID 116



Database Performance NOA\_STB\_NovoABS03\_DB

DB Processes Max 300



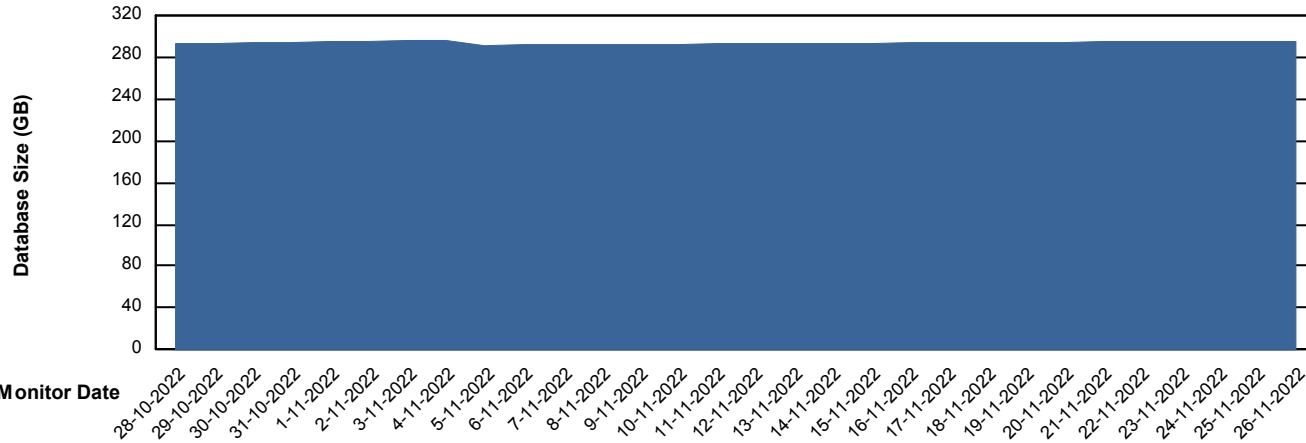
# Weekly SLA Customer Report

Customer NOA\_Production  
 Database ID 116



DATABASE SIZE NOA\_PRD\_NovoABS01\_DB

Database growth over last month



Database Tablespace NOA\_PRD\_NovoABS01\_DB

Date	Tablespace Name	Filesize (Gb)	Usedsize (Gb)	Percentage free
26-11-2022	ABSDATA	163	112	31
	INDX	213	177	17
25-11-2022	ABSDATA	163	112	31
	INDX	213	177	17
24-11-2022	ABSDATA	163	112	31
	INDX	213	177	17
23-11-2022	ABSDATA	163	112	31
	INDX	213	177	17
22-11-2022	ABSDATA	163	112	32
	INDX	213	177	17
21-11-2022	ABSDATA	163	112	32
	INDX	213	177	17
20-11-2022	ABSDATA	163	112	32
	INDX	213	176	17

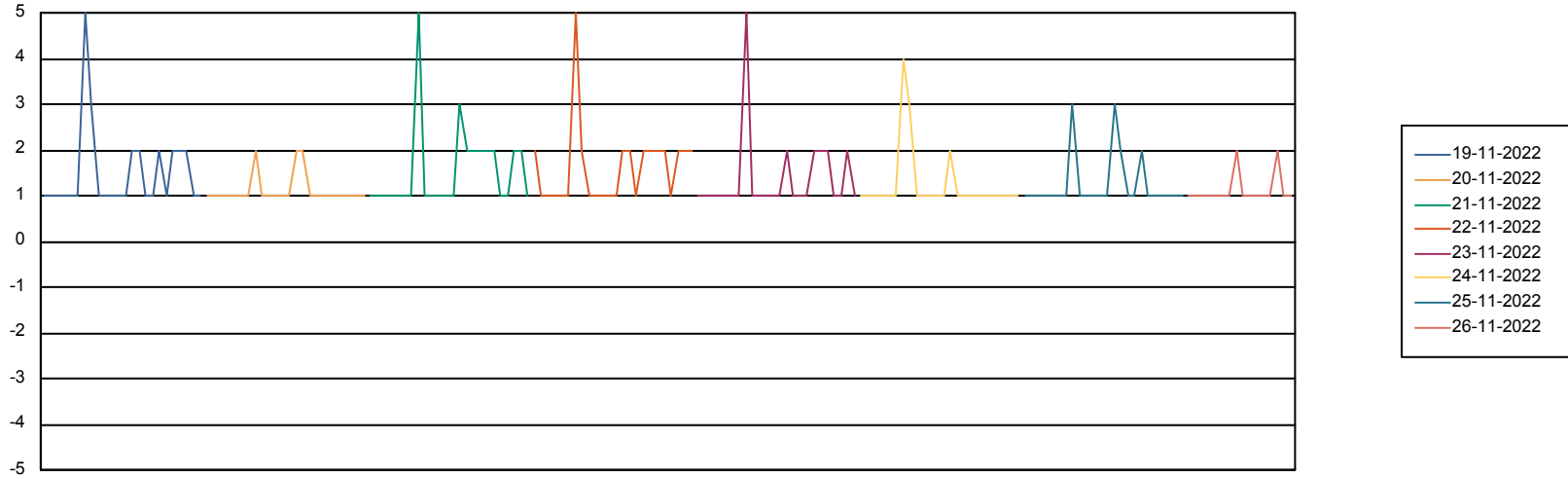
# Weekly SLA Customer Report

Customer NOA\_Production  
Database ID 116



Standby Database Health NOA\_Production

### Recovery lag for last 7 days



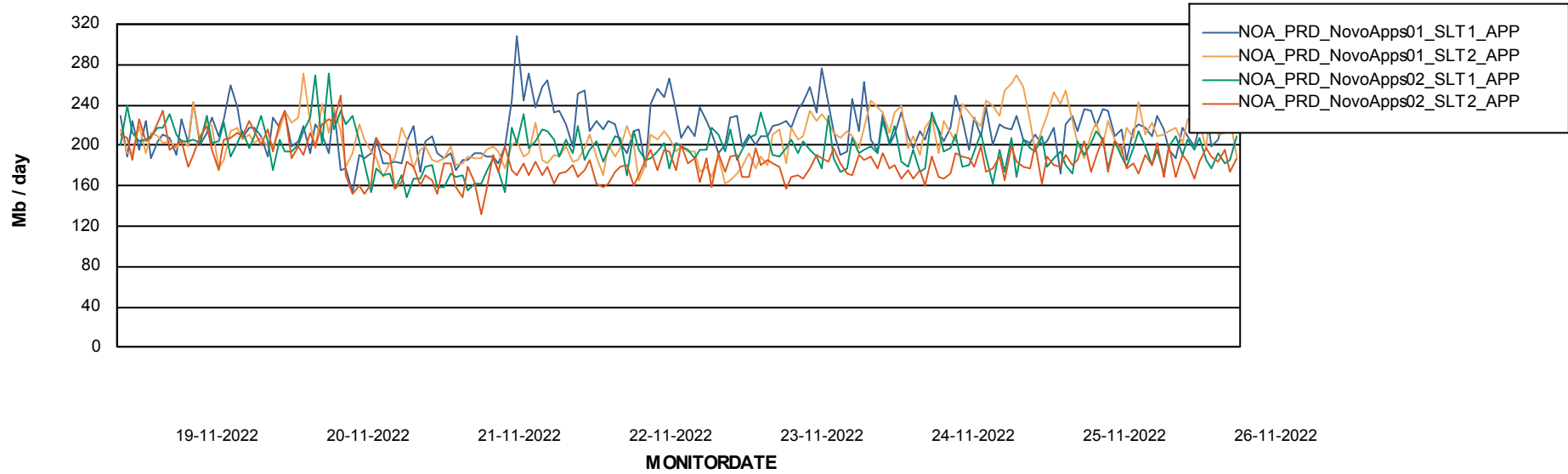
# Weekly SLA Customer Report

Customer NOA\_Production  
Database ID 116

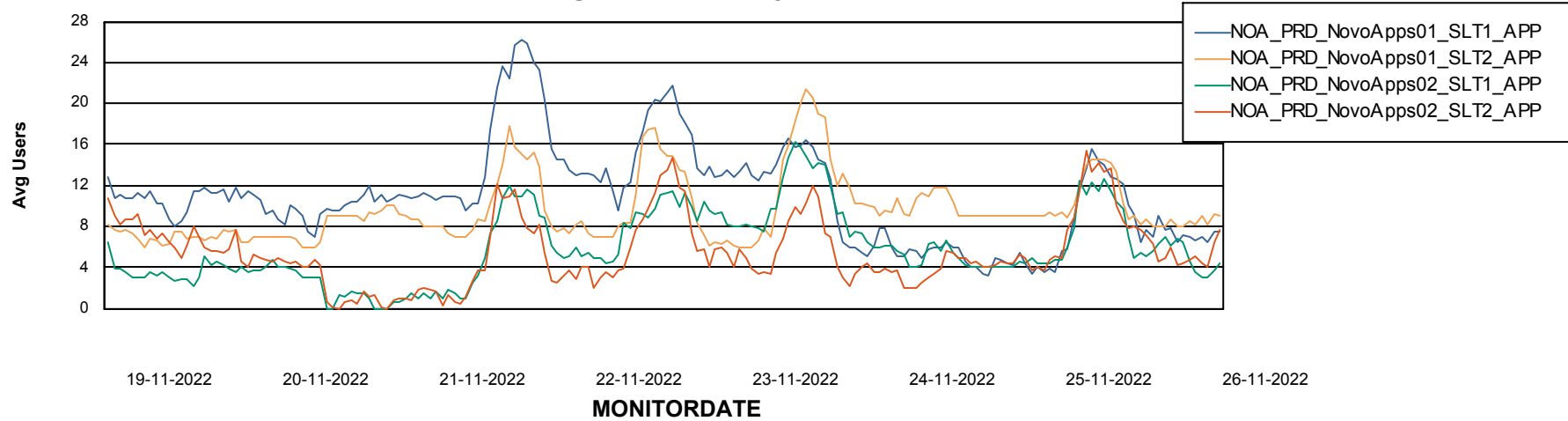


## ABSolute Application Server Services

### Avg memory used per ABS Server Service



### Avg users per day per ABS server



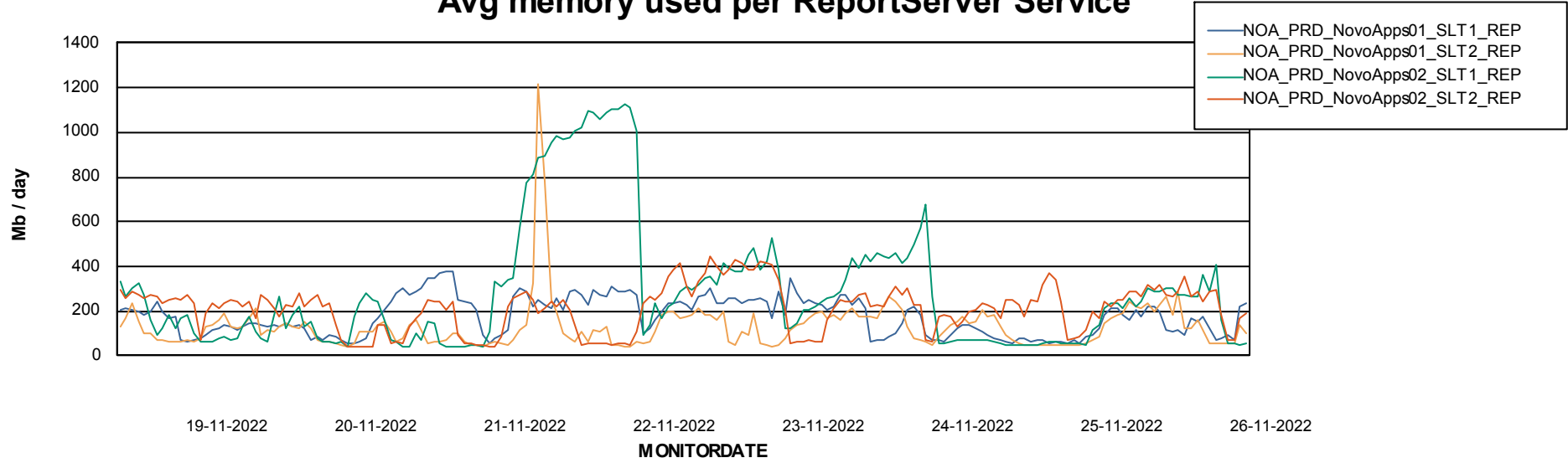
# Weekly SLA Customer Report

Customer NOA\_Production  
Database ID 116



## ABSSolute Application ReportServer Services

### Avg memory used per ReportServer Service



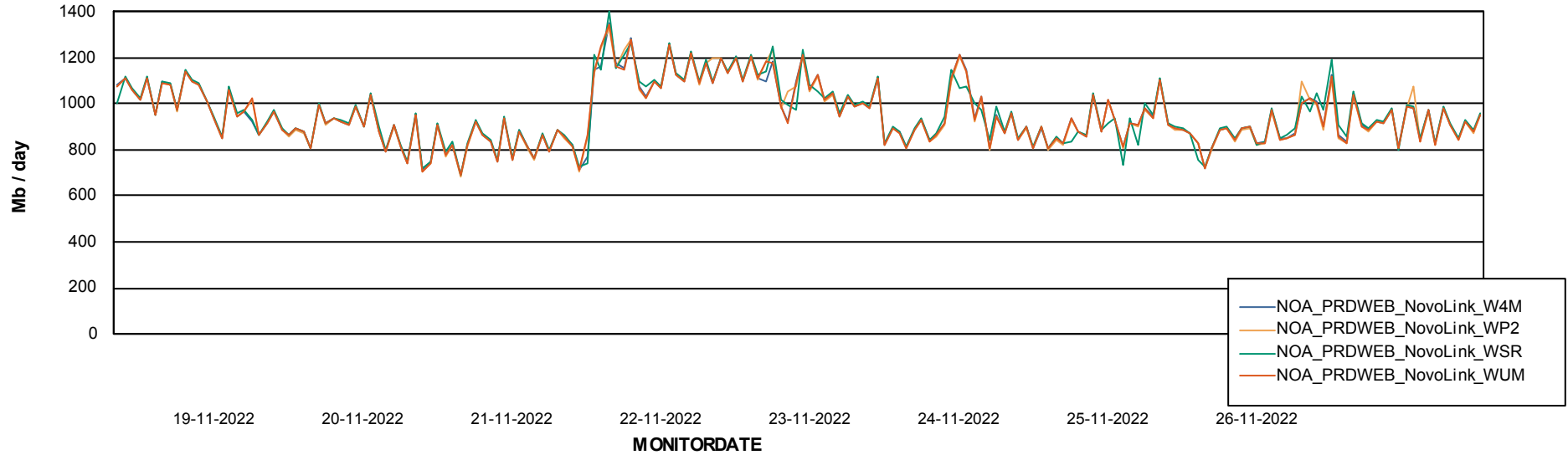
# Weekly SLA Customer Report

Customer NOA\_Production  
Database ID 116



## ABSSolute Web Component Services

### Avg memory used per ABS Web component



# Weekly SLA Customer Report

Customer NOA\_Production  
Database ID 116



## Disaster per ABS component

