

# Weekly SLA Customer Report

Customer KLA\_Production  
Database ID 65



## Harddisk Usage KLA\_PRD\_KLAHQORA03

	Free disk space on C: (%)	Total disk space on C: (Gb)	Used disk space on C: (Gb)	Free disk space on D: (%)	Total disk space on D: (Gb)	Used disk space on D: (Gb)
26-11-2022	28	150	107	53	250	118
25-11-2022	29	150	106	53	250	119
24-11-2022	29	150	106	53	250	118
23-11-2022	29	150	106	52	250	119
22-11-2022	29	150	106	53	250	118
21-11-2022	29	150	106	53	250	118
20-11-2022	29	150	106	53	250	118

## Harddisk Usage KLA\_PRD\_KLAHQWEB02

	Free disk space on C: (%)	Total disk space on C: (Gb)	Used disk space on C: (Gb)
26-11-2022	44	39	22
25-11-2022	43	39	22
24-11-2022	43	39	22
23-11-2022	42	39	23
22-11-2022	39	39	24
21-11-2022	39	39	24
20-11-2022	39	39	24

# Weekly SLA Customer Report

Customer KLA\_Production  
 Database ID 65



Harddisk Usage KLA\_STB\_KLAHQORA04

	Free disk space on C: (%)	Total disk space on C: (Gb)	Used disk space on C: (Gb)	Free disk space on D: (%)	Total disk space on D: (Gb)	Used disk space on D: (Gb)
26-11-2022	46	250	135	28	200	145
25-11-2022	46	250	135	27	200	145
24-11-2022	46	250	135	27	200	145
23-11-2022	46	250	135	27	200	146
22-11-2022	46	250	135	27	200	145
21-11-2022	46	250	136	28	200	145
20-11-2022	46	250	136	27	200	145

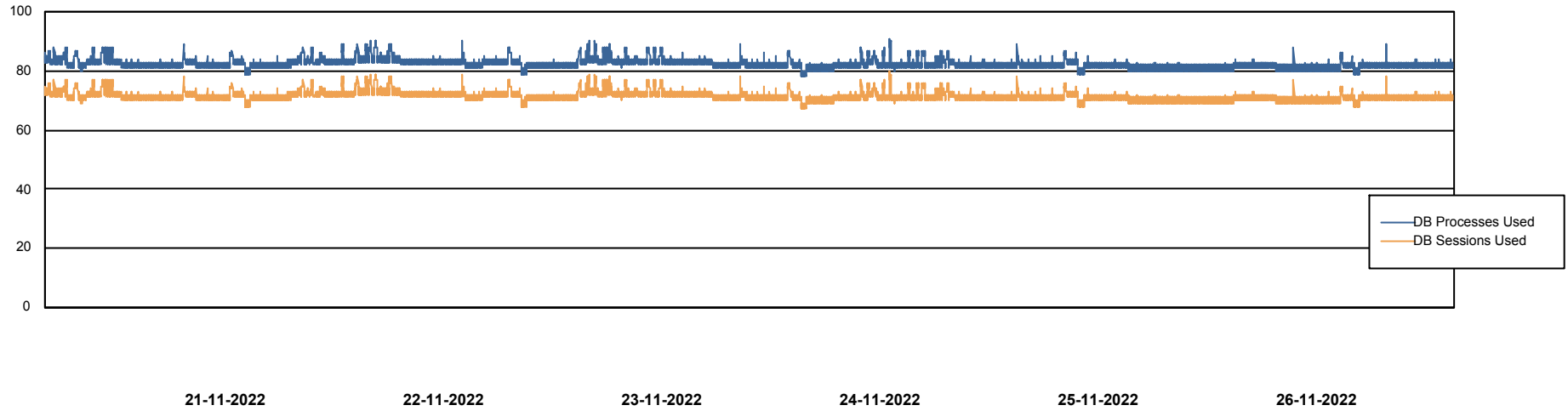
# Weekly SLA Customer Report

Customer KLA\_Production  
Database ID 65



Database Performance KLA\_PRD\_KLAHQORA03\_DB

DB Processes Max 1,000



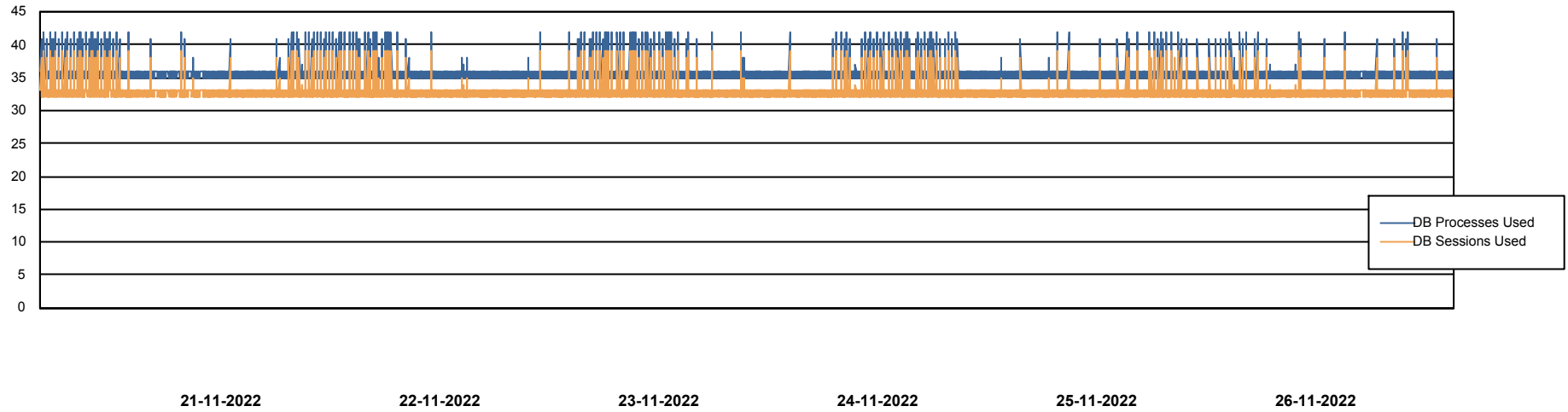
# Weekly SLA Customer Report

Customer KLA\_Production  
Database ID 65



Database Performance KLA\_STB\_KLAHQORA04\_DB

DB Processes Max 1,000



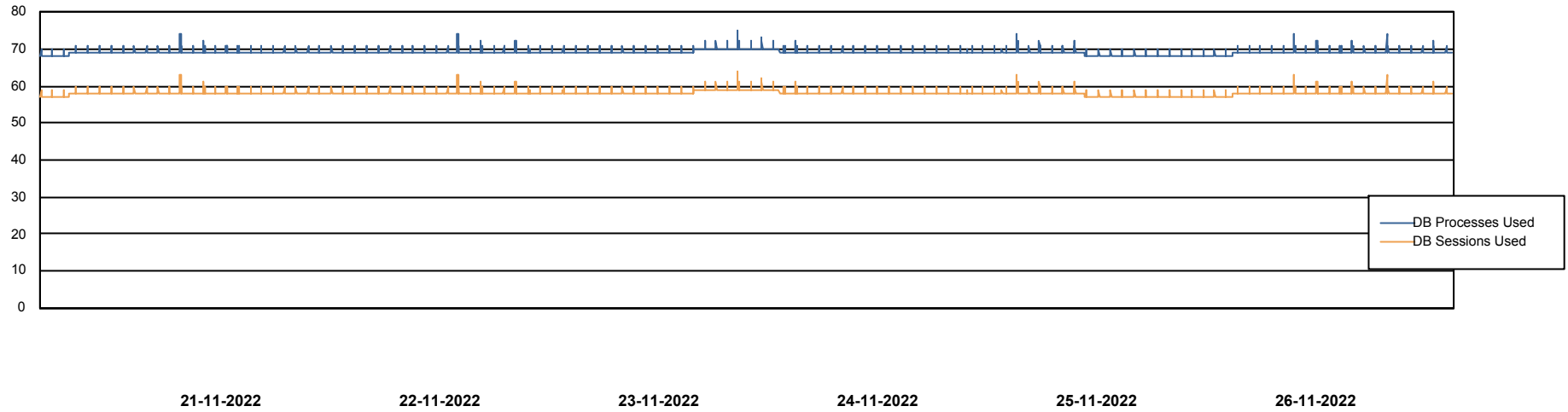
# Weekly SLA Customer Report

Customer KLA\_Production  
Database ID 65



Database Performance KLA\_TST\_KLAHQORA04\_DB

DB Processes Max 1,000



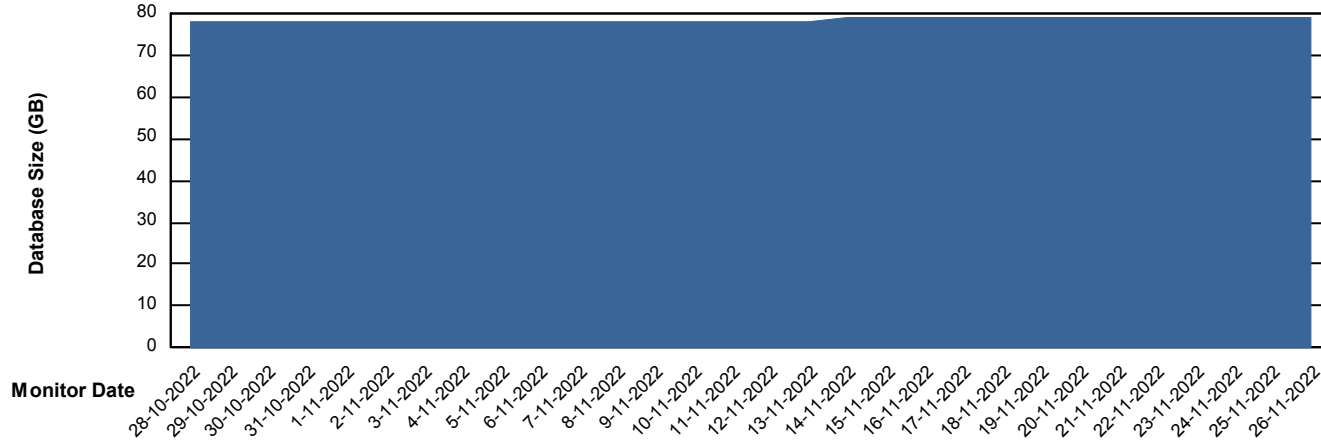
# Weekly SLA Customer Report

Customer KLA\_Production  
Database ID 65



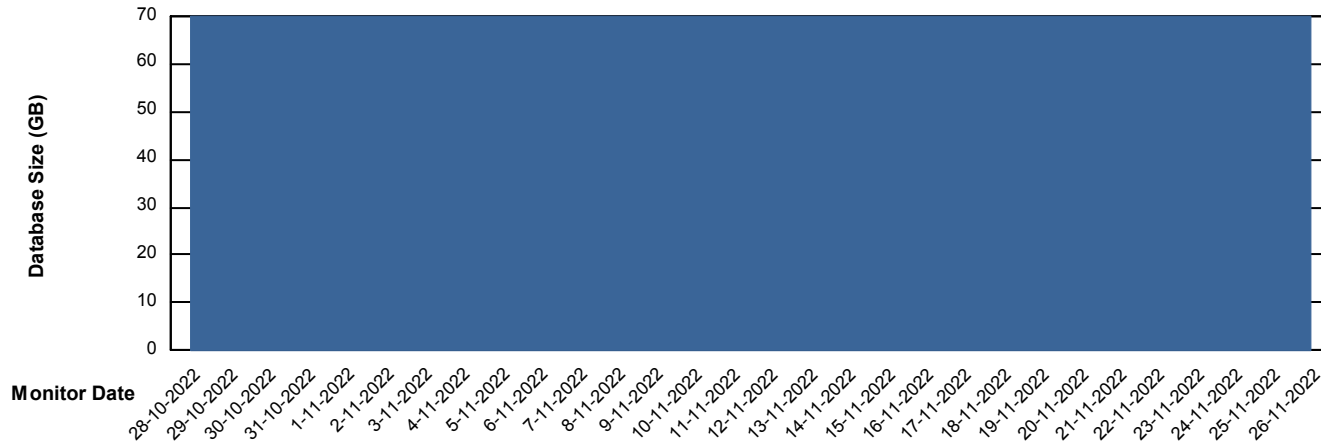
DATABASE SIZE KLA\_PRD\_KLAHQORA03\_DB

### Database growth over last month



DATABASE SIZE KLA\_TST\_KLAHQORA04\_DB

### Database growth over last month



# Weekly SLA Customer Report

Customer KLA\_Production  
 Database ID 65



Database Tablespace KLA\_PRD\_KLAHQORA03\_DB

Date	Tablespace Name	Filesize (Gb)	Usedsize (Gb)	Percentage free
26-11-2022	ABSDATA	50	41	19
	INDX	44	35	20
25-11-2022	ABSDATA	50	41	19
	INDX	44	35	20
24-11-2022	ABSDATA	50	41	19
	INDX	44	35	20
23-11-2022	ABSDATA	50	41	19
	INDX	44	35	20
22-11-2022	ABSDATA	50	41	19
	INDX	44	35	20
21-11-2022	ABSDATA	50	41	19
	INDX	44	35	20
20-11-2022	ABSDATA	50	41	19
	INDX	44	35	20

# Weekly SLA Customer Report

Customer KLA\_Production  
 Database ID 65



Database Tablespace KLA\_TST\_KLAHQORA04\_DB

Date	Tablespace Name	Filesize (Gb)	Usedsize (Gb)	Percentage free
26-11-2022	ABSDATA	39	31	20
	INDX	31	24	22
25-11-2022	ABSDATA	39	31	20
	INDX	31	24	22
24-11-2022	ABSDATA	39	31	20
	INDX	31	24	22
23-11-2022	ABSDATA	39	31	20
	INDX	31	24	22
22-11-2022	ABSDATA	39	31	20
	INDX	31	24	22
21-11-2022	ABSDATA	39	31	20
	INDX	31	24	22
20-11-2022	ABSDATA	39	31	20
	INDX	31	24	22

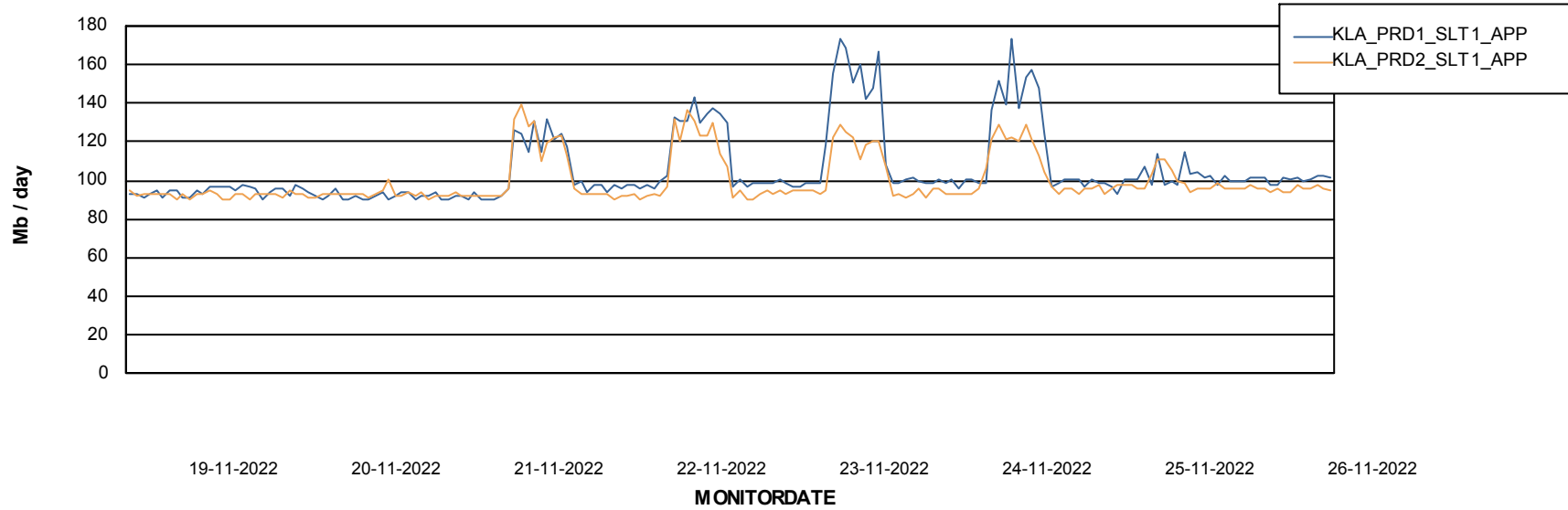
# Weekly SLA Customer Report

Customer KLA\_Production  
Database ID 65

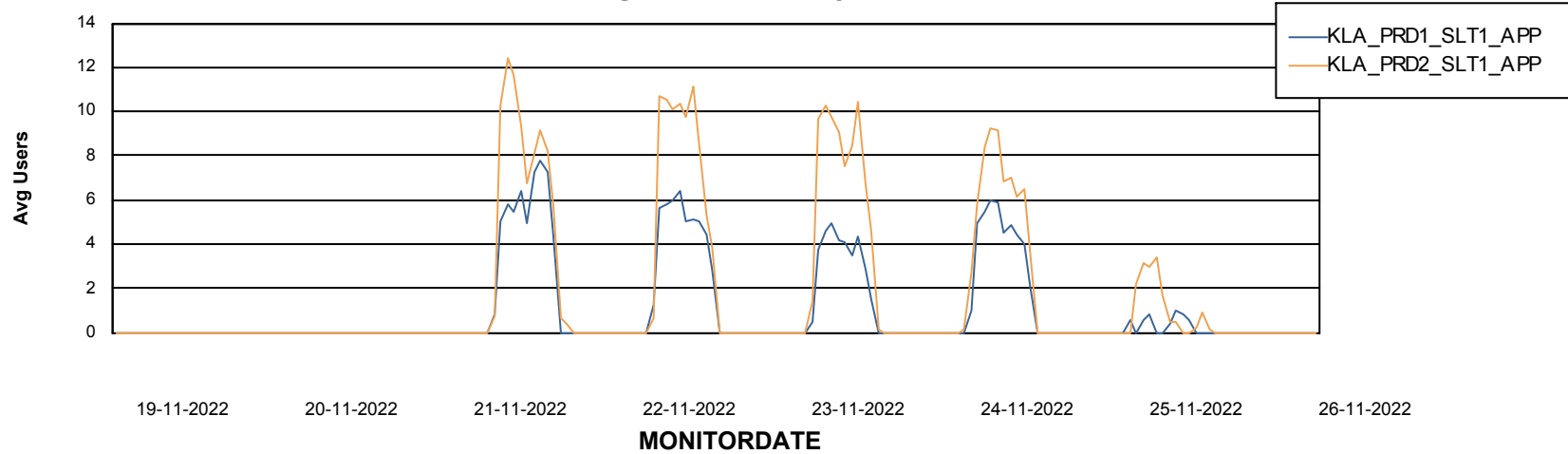


## ABSSolute Application Server Services

### Avg memory used per ABS Server Service



### Avg users per day per ABS server



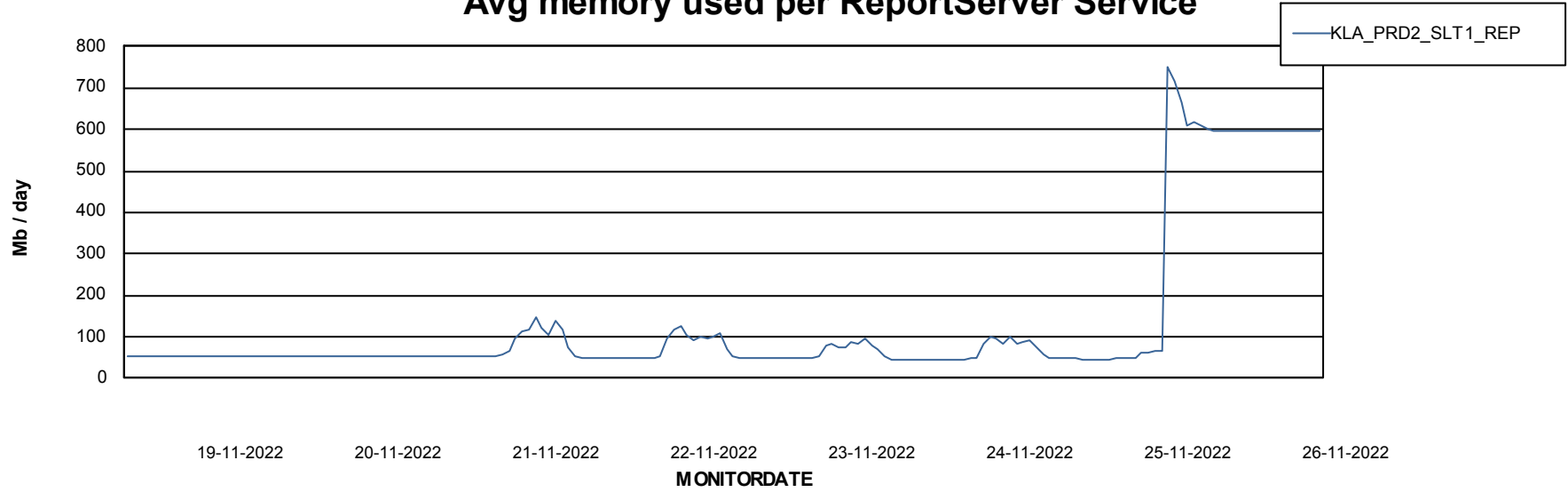
# Weekly SLA Customer Report

Customer KLA\_Production  
Database ID 65



## ABSSolute Application ReportServer Services

### Avg memory used per ReportServer Service



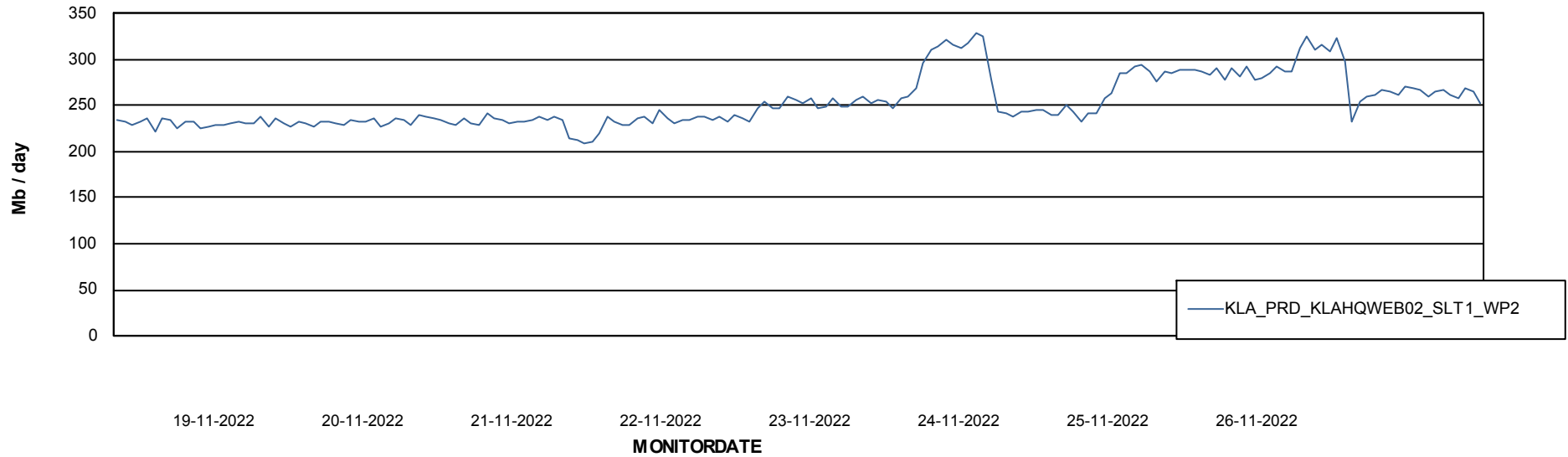
# Weekly SLA Customer Report

Customer KLA\_Production  
Database ID 65



## ABSSolute Web Component Services

### Avg memory used per ABS Web component



# Weekly SLA Customer Report

Customer KLA\_Production  
Database ID 65



## Disaster per ABS component

