

# Weekly SLA Customer Report

Customer LLG\_Production  
Database ID 53



## Harddisk Usage LLG\_PRD\_APP01

	Free disk space on C: (%)	Total disk space on C: (Gb)	Used disk space on C: (Gb)	Free disk space on D: (%)	Total disk space on D: (Gb)	Used disk space on D: (Gb)
19-11-2022	21	200	157	95	200	9
18-11-2022	21	200	157	95	200	9
17-11-2022	21	200	157	95	200	9
16-11-2022	21	200	157	95	200	9
15-11-2022	21	200	157	95	200	9
14-11-2022	21	200	157	95	200	9
13-11-2022	21	200	157	95	200	9

## Harddisk Usage LLG\_PRD\_APP02

	Free disk space on C: (%)	Total disk space on C: (Gb)	Used disk space on C: (Gb)	Free disk space on D: (%)	Total disk space on D: (Gb)	Used disk space on D: (Gb)
19-11-2022	58	200	84	92	200	17
18-11-2022	58	200	84	92	200	17
17-11-2022	58	200	84	92	200	17
16-11-2022	58	200	84	92	200	17
15-11-2022	58	200	84	92	200	17
14-11-2022	58	200	84	92	200	17
13-11-2022	58	200	84	92	200	17

# Weekly SLA Customer Report

Customer LLG\_Production  
Database ID 53



## Harddisk Usage LLG\_PRD\_BI02

	Free disk space on C: (%)	Total disk space on C: (Gb)	Used disk space on C: (Gb)	Free disk space on D: (%)	Total disk space on D: (Gb)	Used disk space on D: (Gb)
19-11-2022	58	150	63	47	685	360
18-11-2022	58	150	63	48	685	358
17-11-2022	58	150	63	48	685	357
16-11-2022	58	150	63	48	685	357
15-11-2022	58	150	63	48	685	358
14-11-2022	58	150	63	48	685	357
13-11-2022	58	150	63	48	685	358

## Harddisk Usage LLG\_PRD\_ORS01

	Free disk space on C: (%)	Total disk space on C: (Gb)	Used disk space on C: (Gb)	Free disk space on D: (%)	Total disk space on D: (Gb)	Used disk space on D: (Gb)	Free disk space on E: (%)	Total disk space on E: (Gb)	Used disk space on E: (Gb)
19-11-2022	83	279	46	52	928	441	31	749	517
18-11-2022	83	279	46	52	928	441	26	749	552
17-11-2022	83	279	46	52	928	441	27	749	544
16-11-2022	83	279	46	53	928	439	32	749	509
15-11-2022	83	279	46	53	928	437	32	749	513
14-11-2022	83	279	46	53	928	438	28	749	542
13-11-2022	83	279	46	53	928	437	39	749	459

# Weekly SLA Customer Report

Customer LLG\_Production  
Database ID 53



## Harddisk Usage LLG\_PRD\_OR2

	Free disk space on C: (%)	Total disk space on C: (Gb)	Used disk space on C: (Gb)	Free disk space on D: (%)	Total disk space on D: (Gb)	Used disk space on D: (Gb)	Free disk space on E: (%)	Total disk space on E: (Gb)	Used disk space on E: (Gb)
19-11-2022	87	279	36	88	1,117	131	93	559	38
18-11-2022	87	279	36	88	1,117	131	93	559	38
17-11-2022	87	279	36	88	1,117	131	93	559	38
16-11-2022	87	279	36	88	1,117	131	93	559	38
15-11-2022	87	279	36	88	1,117	131	93	559	38
14-11-2022	87	279	36	88	1,117	131	93	559	38
13-11-2022	87	279	36	88	1,117	131	93	559	38

## Harddisk Usage LLG\_PRD\_TS2

	Free disk space on C: (%)	Total disk space on C: (Gb)	Used disk space on C: (Gb)	Free disk space on D: (%)	Total disk space on D: (Gb)	Used disk space on D: (Gb)	Free disk space on E: (%)	Total disk space on E: (Gb)	Used disk space on E: (Gb)
19-11-2022	23	279	215	59	993	410	55	684	304
18-11-2022	23	279	215	59	993	410	55	684	305
17-11-2022	23	279	215	59	993	410	55	684	305
16-11-2022	23	279	215	59	993	410	55	684	305
15-11-2022	23	279	215	59	993	410	55	684	309
14-11-2022	23	279	215	59	993	410	46	684	366
13-11-2022	23	279	215	59	993	410	56	684	304

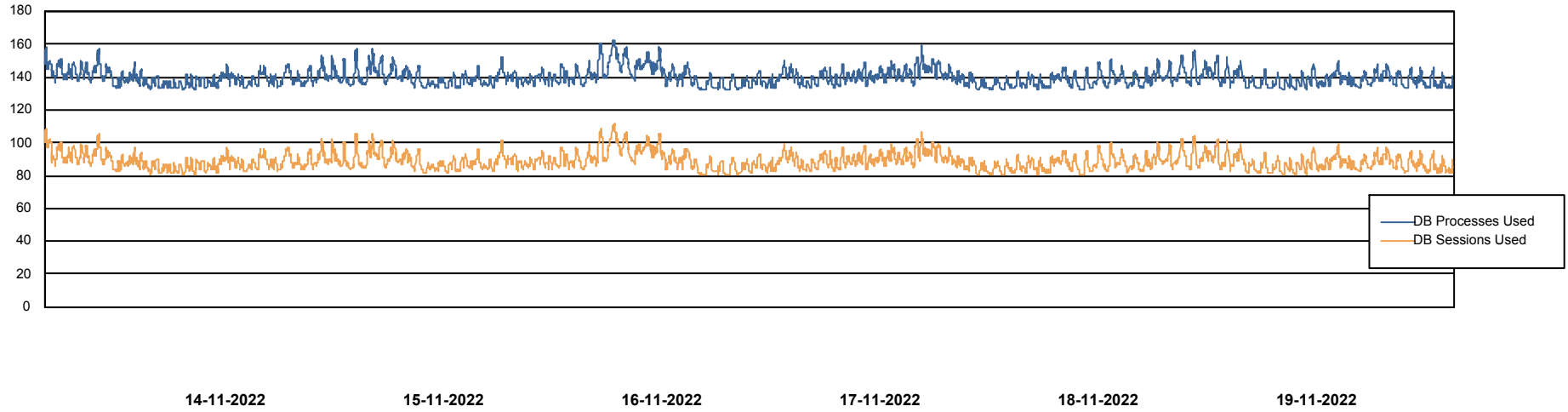
# Weekly SLA Customer Report

Customer LLG\_Production  
Database ID 53



## Database Performance LLGDB\_Production

DB Processes Max 4  
DB Processes Max 300



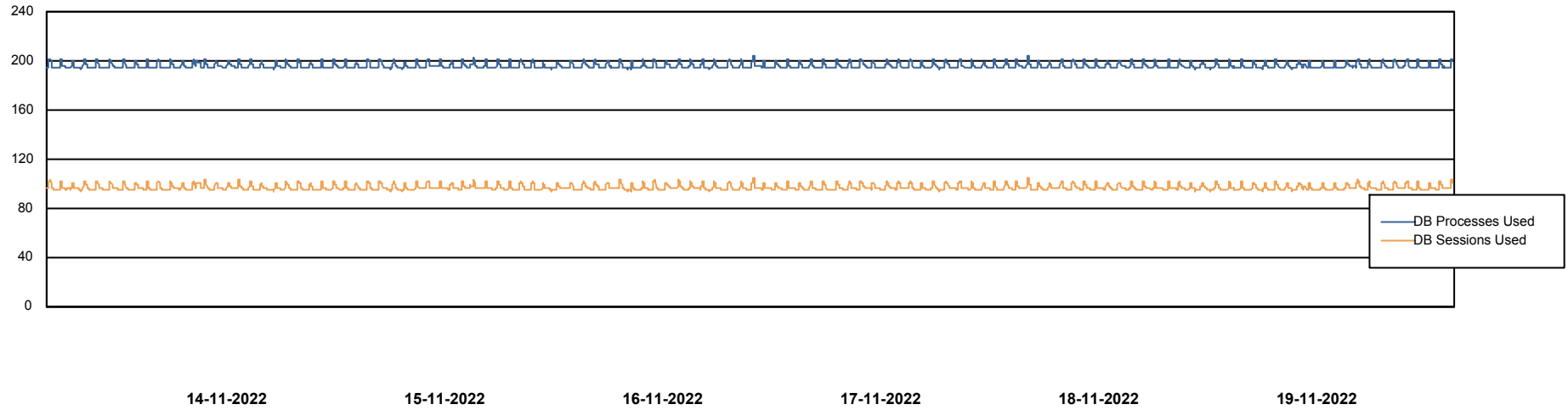
# Weekly SLA Customer Report

Customer LLG\_Production  
Database ID 53



## Database Performance LLGDB\_Standby\_TS2

DB Processes Max 4  
DB Processes Max 300  
DB Processes Max 0



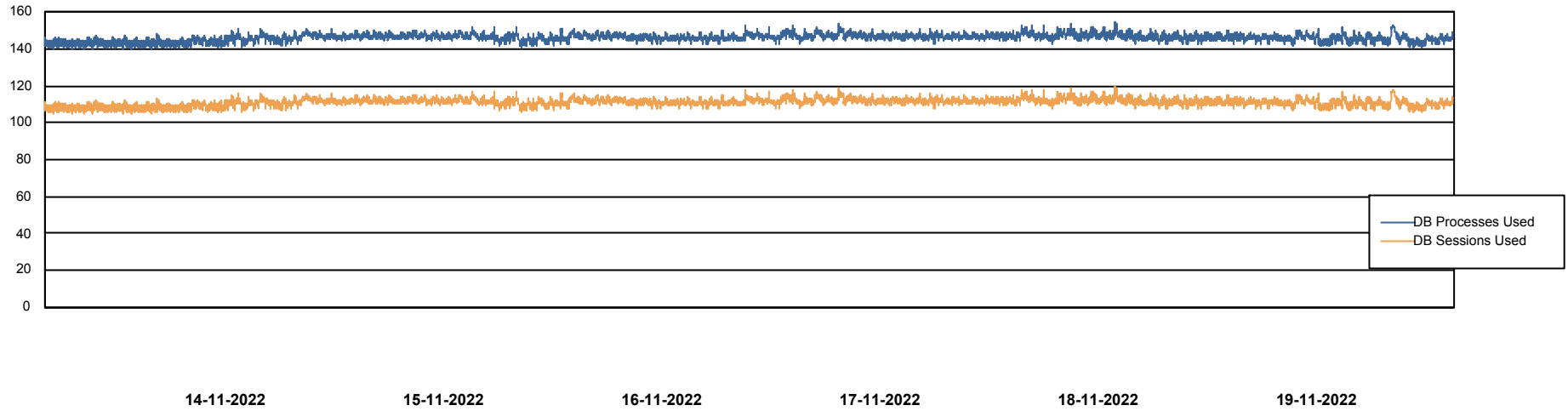
# Weekly SLA Customer Report

Customer LLG\_Production  
Database ID 53



Database Performance LLGDBBI\_Production

DB Processes Max 1,000



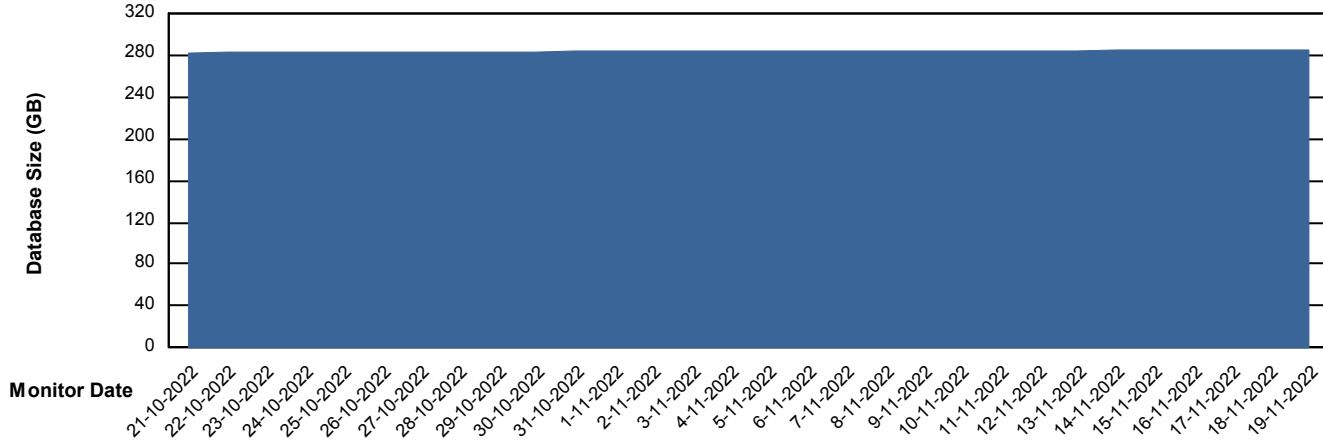
# Weekly SLA Customer Report

Customer LLG\_Production  
Database ID 53



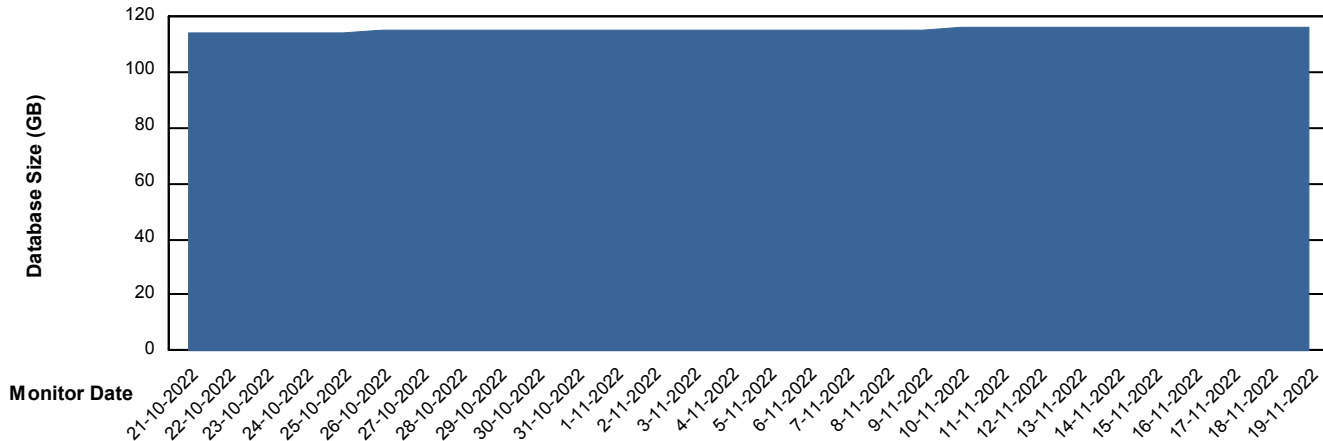
DATABASE SIZE LLGDB\_Production

### Database growth over last month



DATABASE SIZE LLGDBBI\_Production

### Database growth over last month



# Weekly SLA Customer Report

Customer LLG\_Production  
Database ID 53



## Database Tablespace LLGDB\_Production

Date	Tablespace Name	Filesize (Gb)	Usedsize (Gb)	Percentage free
19-11-2022	ABSDATA	178	113	37
	INDX	201	162	19
18-11-2022	ABSDATA	178	113	37
	INDX	201	162	19
17-11-2022	ABSDATA	178	113	37
	INDX	201	162	19
16-11-2022	ABSDATA	178	113	37
	INDX	201	162	19
15-11-2022	ABSDATA	178	113	37
	INDX	201	162	19
14-11-2022	ABSDATA	178	113	37
	INDX	201	162	19
13-11-2022	ABSDATA	178	113	37
	INDX	201	162	19

# Weekly SLA Customer Report

Customer LLG\_Production  
 Database ID 53



Database Tablespace LLGDBBI\_Production

Date	Tablespace Name	Filesize (Gb)	Usedsize (Gb)	Percentage free
19-11-2022	ABSDATA	100	51	49
	INDX	120	58	52
18-11-2022	ABSDATA	100	51	49
	INDX	120	58	52
17-11-2022	ABSDATA	100	51	49
	INDX	120	58	52
16-11-2022	ABSDATA	100	51	49
	INDX	120	58	52
15-11-2022	ABSDATA	100	51	49
	INDX	120	58	52
14-11-2022	ABSDATA	100	51	49
	INDX	120	58	52
13-11-2022	ABSDATA	100	51	49
	INDX	120	58	52

BI Status and last ETL error for LLGDBBI\_Production

	ma 14/11/2022	di 15/11/2022	wo 16/11/2022	do 17/11/2022	vr 18/11/2022	za 19/11/2022
<b>ABS DataWarehouse ETL Health</b>	OK	OK	OK	OK	OK	Not OK
<b>ABS DWHStaging ETL Health</b>	OK	OK	OK	OK	OK	OK

# Weekly SLA Customer Report

Customer LLG\_Production  
Database ID 53



BI last ETL error for	LLGDBBI_Production
zo, 13-11-2022	None
do, 17-11-2022	None
za, 19-11-2022	ORA-02063: preceding 2 lines from ABSDWHSTAGING_LOCATION
ma, 14-11-2022	None
wo, 16-11-2022	None
za, 19-11-2022	None
wo, 16-11-2022	None
vr, 18-11-2022	None
di, 15-11-2022	None
di, 15-11-2022	None
zo, 13-11-2022	None
do, 17-11-2022	None
vr, 18-11-2022	None
ma, 14-11-2022	None
za, 19-11-2022	None

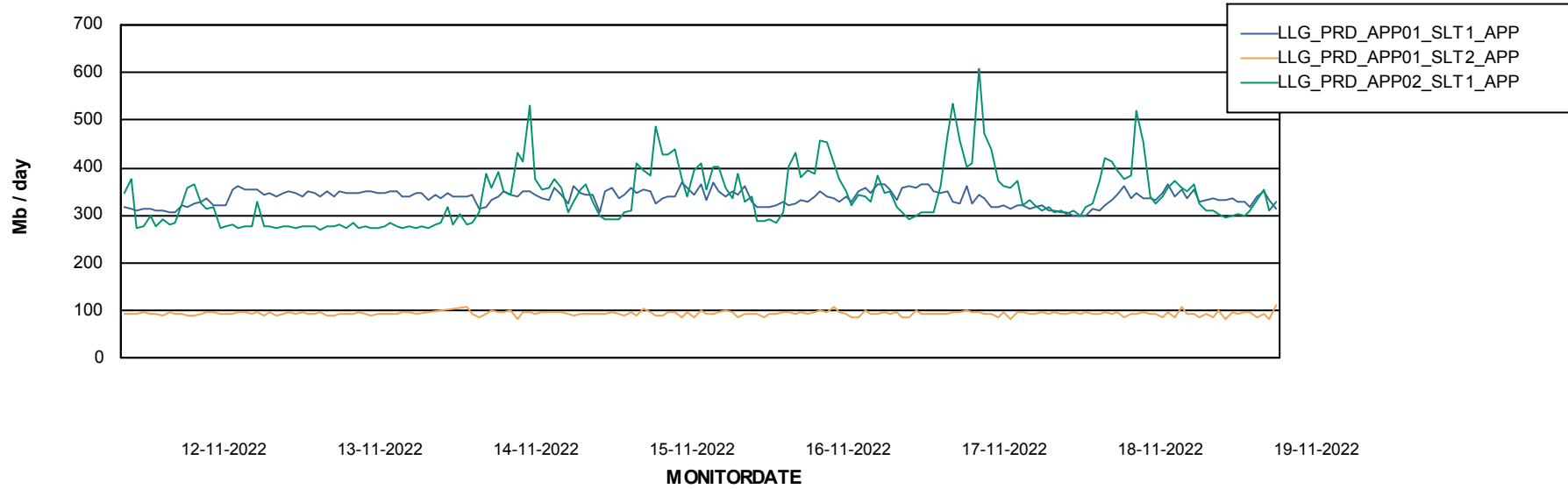
# Weekly SLA Customer Report

Customer LLG\_Production  
Database ID 53



## ABSSolute Application Server Services

### Avg memory used per ABS Server Service



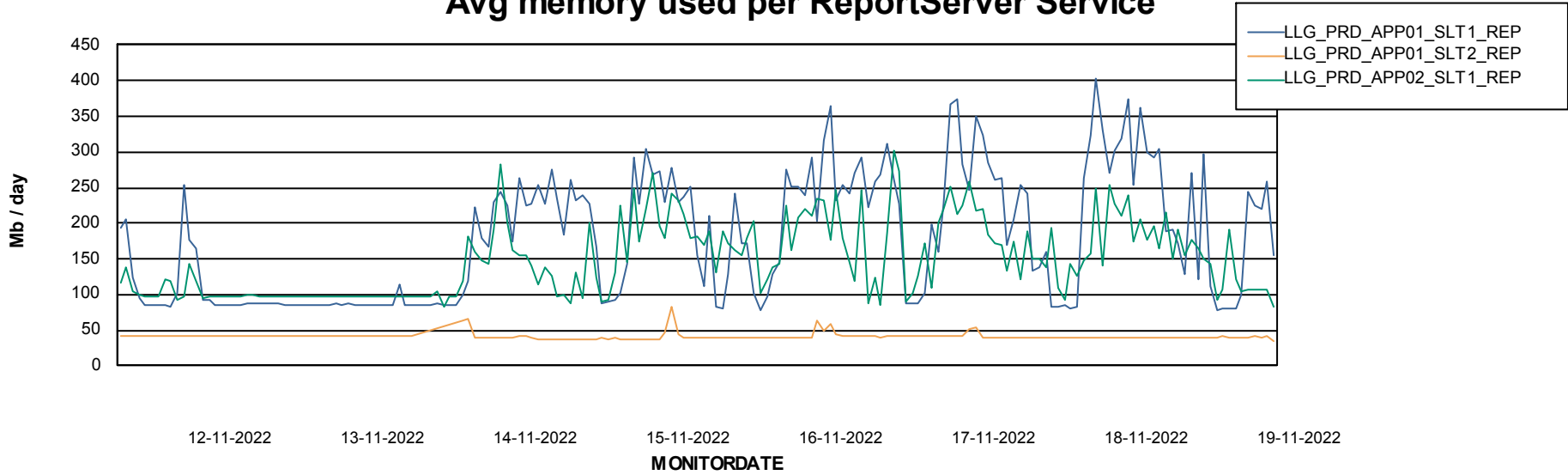
# Weekly SLA Customer Report

Customer LLG\_Production  
Database ID 53

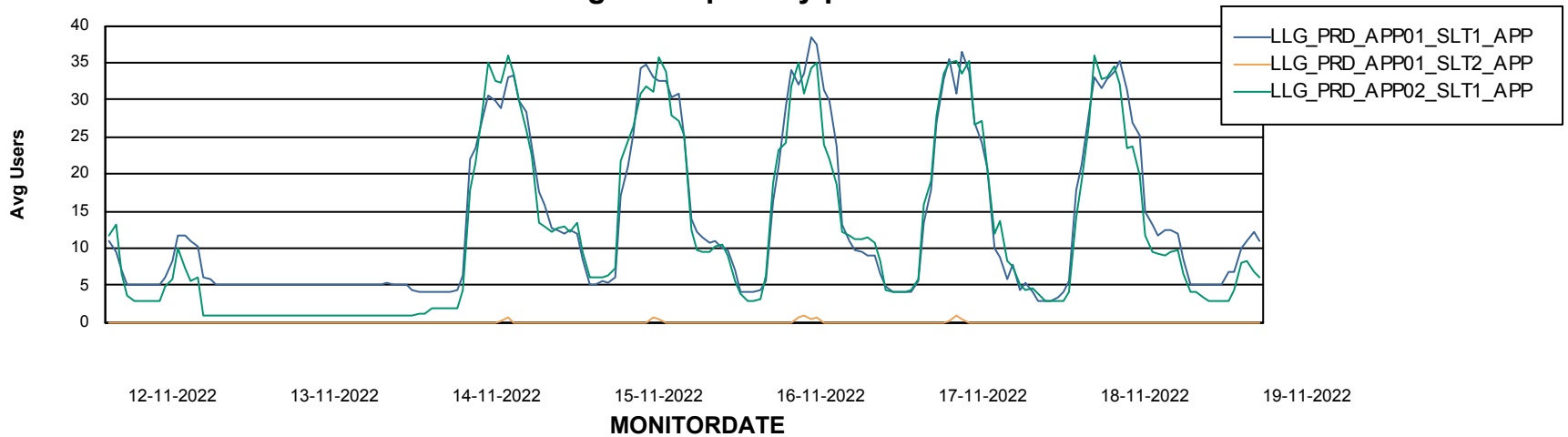


## ABSSolute Application Server Services

### Avg memory used per ReportServer Service



### Avg users per day per ABS server



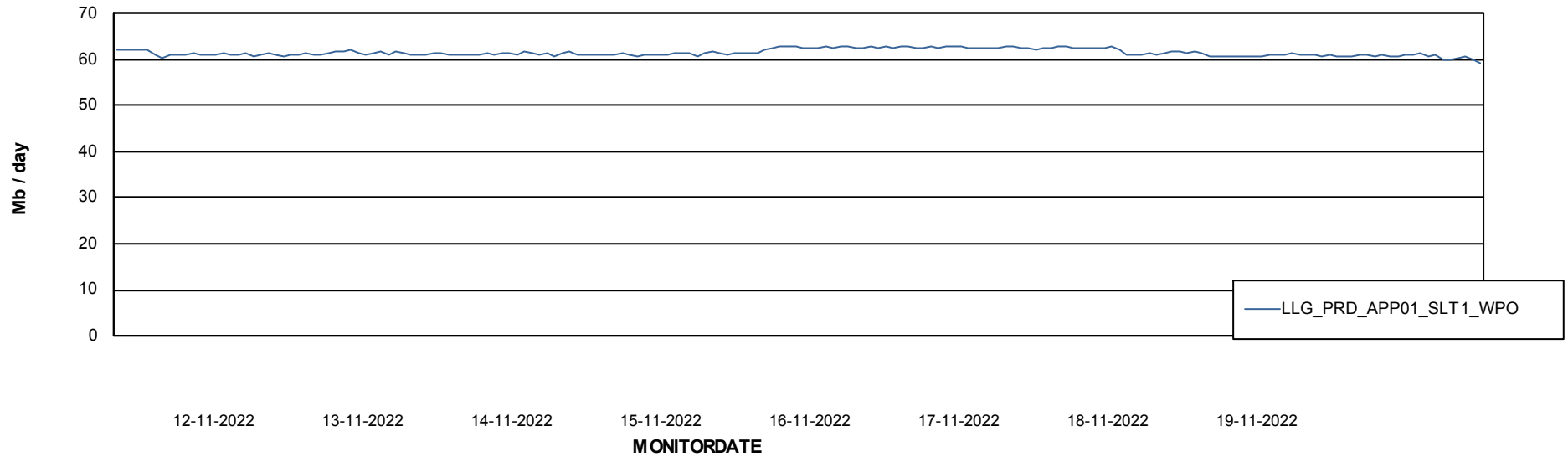
# Weekly SLA Customer Report

Customer LLG\_Production  
Database ID 53



## ABSSolute Application Server Services

### Avg memory used per ABS Web component



# Weekly SLA Customer Report

Customer LLG\_Production  
Database ID 53



## Disaster per ABS component

