

# Weekly SLA Customer Report

Customer BNL\_Production  
Database ID 83



## Harddisk Usage BNL\_PRD\_BSNLP-VM-ABSD02

	Free disk space on C: (%)	Total disk space on C: (Gb)	Used disk space on C: (Gb)	Free disk space on D: (%)	Total disk space on D: (Gb)	Used disk space on D: (Gb)	Free disk space on E: (%)	Total disk space on E: (Gb)	Used disk space on E: (Gb)	Free disk space on F: (%)
19-11-2022	51	127	63	65	1,512	528	83	500	87	80
18-11-2022	52	127	61	66	1,512	521	79	500	104	80
17-11-2022	52	127	61	66	1,512	514	80	500	98	80
16-11-2022	52	127	61	69	1,512	462	80	500	101	80
15-11-2022	50	127	63	66	1,512	519	87	500	65	80
14-11-2022	50	127	63	66	1,512	519	88	500	62	80
13-11-2022	50	127	63	66	1,512	519	89	500	57	80

## Harddisk Usage BNL\_PRD\_BSNLP-VM-ABSD03

	Free disk space on C: (%)	Total disk space on C: (Gb)	Used disk space on C: (Gb)	Free disk space on D: (%)	Total disk space on D: (Gb)	Used disk space on D: (Gb)	Free disk space on E: (%)	Total disk space on E: (Gb)	Used disk space on E: (Gb)	Free disk space on F: (%)
19-11-2022	44	127	70	86	1,512	218	68	500	158	80
18-11-2022	46	127	69	85	1,512	223	69	500	155	80
17-11-2022	46	127	69	85	1,512	219	68	500	158	80
16-11-2022	45	127	69	86	1,512	210	69	500	156	80
15-11-2022	44	127	71	86	1,512	211	75	500	126	80
14-11-2022	44	127	71	86	1,512	213	76	500	119	80
13-11-2022	44	127	71	86	1,512	213	74	500	130	80

# Weekly SLA Customer Report

Customer BNL\_Production  
Database ID 83



Harddisk Usage BNL\_PRD\_bsnlp-vm-absw01

	Free disk space on C: (%)	Total disk space on C: (Gb)	Used disk space on C: (Gb)	Free disk space on D: (%)	Total disk space on D: (Gb)	Used disk space on D: (Gb)	Free disk space on E: (%)	Total disk space on E: (Gb)	Used disk space on E: (Gb)
19-11-2022	70	127	38	96	128	5	87	16	2
18-11-2022	70	127	38	96	128	5	87	16	2
17-11-2022	70	127	38	96	128	5	87	16	2
16-11-2022	70	127	38	96	128	5	87	16	2
15-11-2022	70	127	38	96	128	5	87	16	2
14-11-2022	70	127	39	96	128	5	87	16	2
13-11-2022	70	127	39	96	128	5	87	16	2

Harddisk Usage BNL\_PRD\_vm-absa01

	Free disk space on C: (%)	Total disk space on C: (Gb)	Used disk space on C: (Gb)	Free disk space on D: (%)	Total disk space on D: (Gb)	Used disk space on D: (Gb)	Free disk space on E: (%)	Total disk space on E: (Gb)	Used disk space on E: (Gb)
19-11-2022	72	127	35	79	127	27	92	64	5
18-11-2022	74	127	33	79	127	27	92	64	5
17-11-2022	73	127	35	79	127	27	92	64	5
16-11-2022	73	127	35	79	127	27	92	64	5
15-11-2022	72	127	35	79	127	27	92	64	5
14-11-2022	72	127	35	79	127	27	92	64	5
13-11-2022	72	127	36	79	127	27	92	64	5

# Weekly SLA Customer Report

Customer BNL\_Production  
Database ID 83



## Harddisk Usage BNL\_PRD\_vm-absa02

	Free disk space on C: (%)	Total disk space on C: (Gb)	Used disk space on C: (Gb)	Free disk space on D: (%)	Total disk space on D: (Gb)	Used disk space on D: (Gb)	Free disk space on F: (%)	Total disk space on F: (Gb)	Used disk space on F: (Gb)
19-11-2022	58	127	53	82	127	23	92	64	5
18-11-2022	63	127	47	82	127	23	92	64	5
17-11-2022	63	127	47	82	127	23	92	64	5
16-11-2022	63	127	47	82	127	23	92	64	5
15-11-2022	63	127	48	82	127	23	92	64	5
14-11-2022	62	127	48	82	127	23	92	64	5
13-11-2022	62	127	48	82	127	23	90	64	6

## Harddisk Usage BNL\_PRD\_vm-absa03

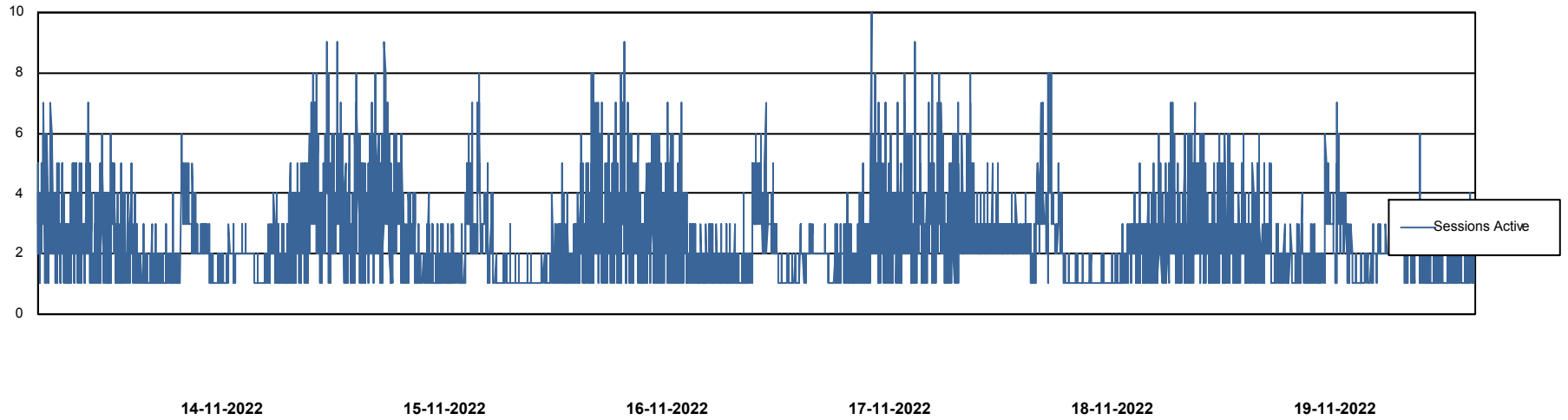
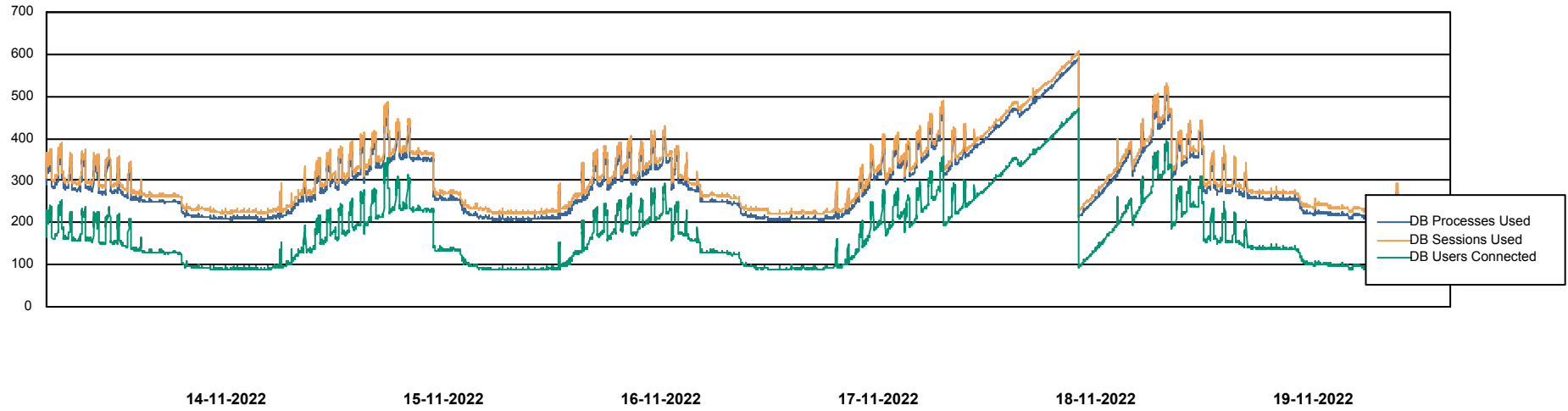
	Free disk space on C: (%)	Total disk space on C: (Gb)	Used disk space on C: (Gb)	Free disk space on D: (%)	Total disk space on D: (Gb)	Used disk space on D: (Gb)	Free disk space on F: (%)	Total disk space on F: (Gb)	Used disk space on F: (Gb)
19-11-2022	49	127	65	48	127	66	92	64	5
18-11-2022	53	127	60	48	127	66	92	64	5
17-11-2022	53	127	60	48	127	66	92	64	5
16-11-2022	53	127	60	48	127	66	92	64	5
15-11-2022	52	127	61	48	127	66	92	64	5
14-11-2022	52	127	61	48	127	66	92	64	5
13-11-2022	52	127	61	48	127	66	92	64	5

# Weekly SLA Customer Report

Customer BNL\_Production  
Database ID 83



## Database Performance BNLDB\_Production\_New



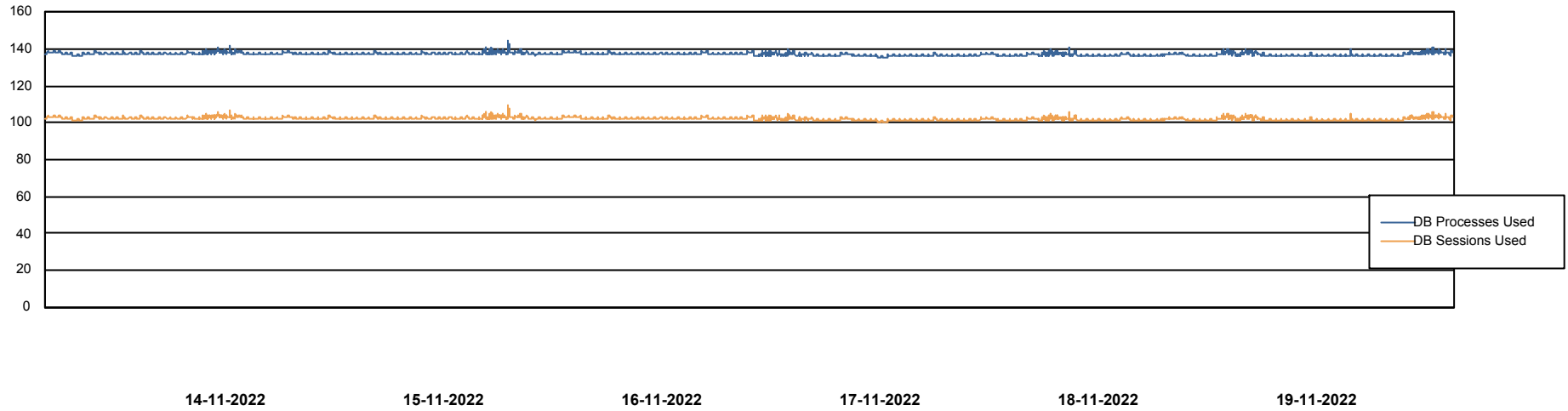
# Weekly SLA Customer Report

Customer BNL\_Production  
Database ID 83



## Database Performance BNLDB\_Standby

DB Processes Max 4  
DB Processes Max 1,000  
DB Processes Max 0



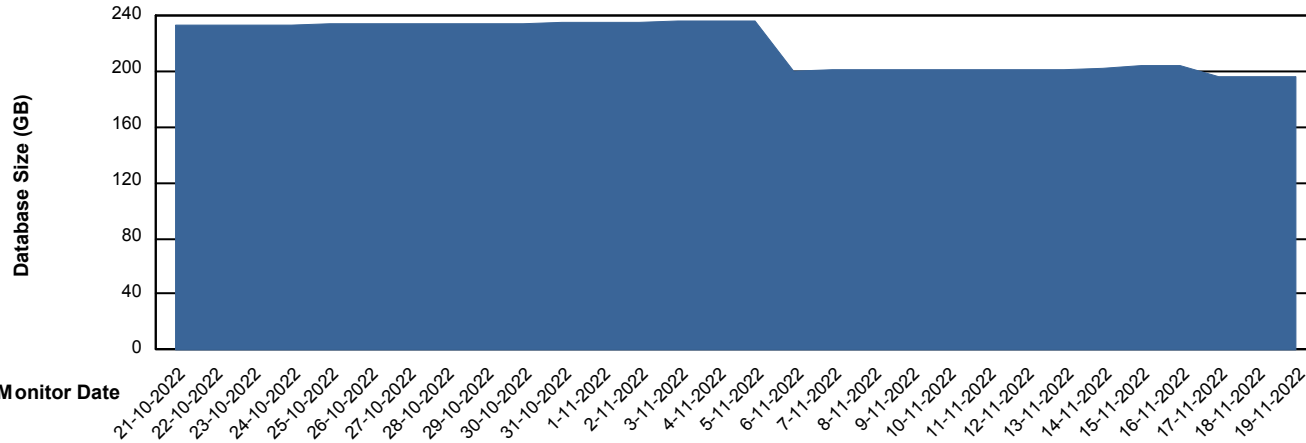
# Weekly SLA Customer Report

Customer BNL\_Production  
 Database ID 83



DATABASE SIZE BNLDB\_Production\_New

Database growth over last month



Database Tablespace BNLDB\_Production\_New

Date	Tablespace Name	Filesize (Gb)	Usedsize (Gb)	Percentage free
19-11-2022	ABSDATA	105	73	31
	INDX	200	114	43
18-11-2022	ABSDATA	105	73	31
	INDX	200	114	43
17-11-2022	ABSDATA	105	73	31
	INDX	200	114	43
16-11-2022	ABSDATA	105	76	28
	INDX	200	119	41
15-11-2022	ABSDATA	105	76	28
	INDX	200	119	41
14-11-2022	ABSDATA	105	74	29
	INDX	200	118	41
13-11-2022	ABSDATA	105	74	29
	INDX	200	118	41



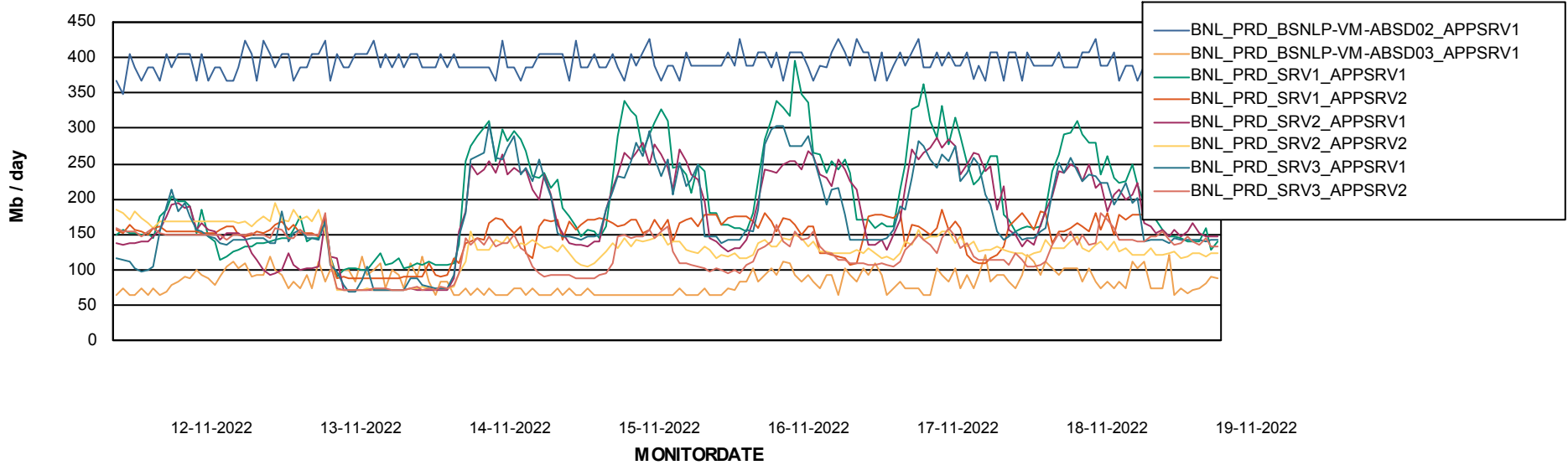
# Weekly SLA Customer Report

Customer BNL\_Production  
Database ID 83

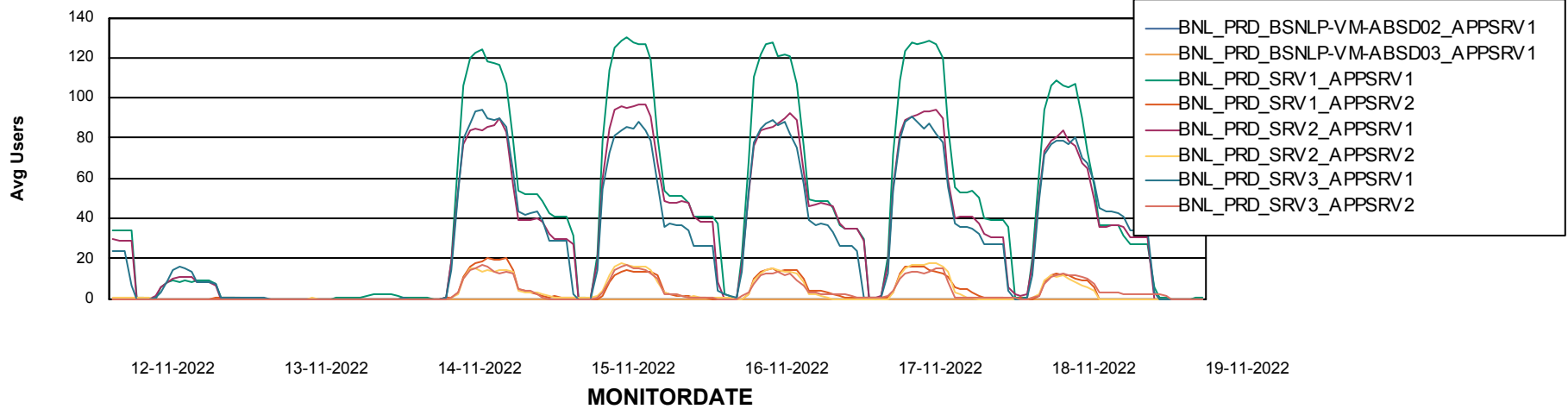


## ABSolute Application Server Services

### Avg memory used per ABS Server Service



### Avg users per day per ABS server



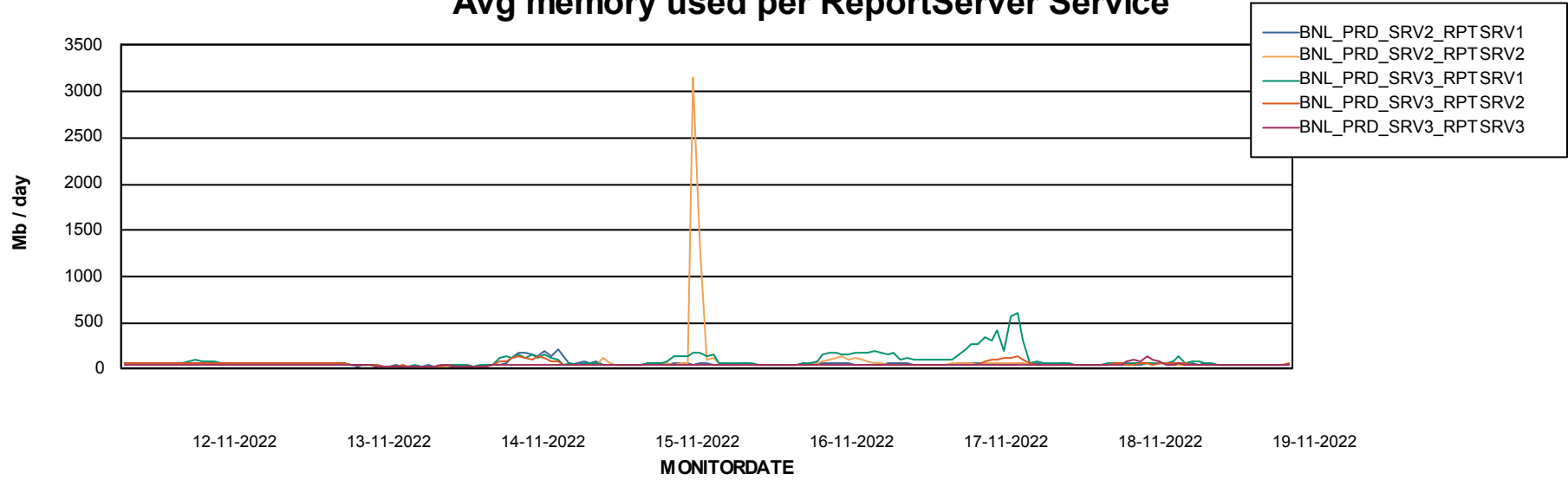
# Weekly SLA Customer Report

Customer BNL\_Production  
Database ID 83



## ABSSolute Web Component Services

### Avg memory used per ReportServer Service



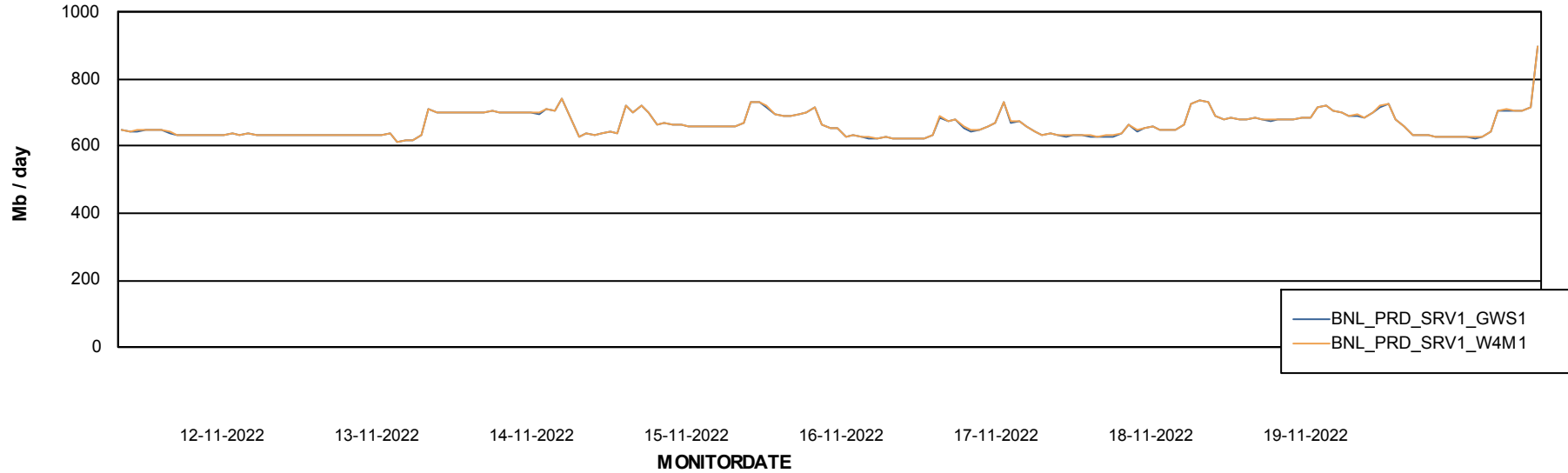
# Weekly SLA Customer Report

Customer BNL\_Production  
Database ID 83



## ABSSolute Web Component Services

### Avg memory used per ABS Web component



# Weekly SLA Customer Report

Customer BNL\_Production  
Database ID 83



## Disaster per ABS component

