

# Weekly SLA Customer Report

Customer VEN\_Production  
 Database ID 35



Harddisk Usage VEN\_PRD\_VENABS06\_DB

	Free disk space on C: (%)	Total disk space on C: (Gb)	Used disk space on C: (Gb)	Free disk space on D: (%)	Total disk space on D: (Gb)	Used disk space on D: (Gb)	Free disk space on E: (%)	Total disk space on E: (Gb)	Used disk space on E: (Gb)
7-11-2022	61	102	40	24	601	455	77	400	93
6-11-2022	61	102	40	24	601	455	81	400	77
5-11-2022	61	102	40	24	601	455	82	400	73
4-11-2022	61	102	40	24	601	455	84	400	63
3-11-2022	61	102	40	24	601	455	84	400	63
2-11-2022	61	102	40	24	601	455	84	400	64
1-11-2022	61	102	40	24	601	455	84	400	64

Harddisk Usage VEN\_PRD\_VENABS07\_SB-DB

	Free disk space on C: (%)	Total disk space on C: (Gb)	Used disk space on C: (Gb)	Free disk space on D: (%)	Total disk space on D: (Gb)	Used disk space on D: (Gb)	Free disk space on E: (%)	Total disk space on E: (Gb)	Used disk space on E: (Gb)
7-11-2022	57	102	44	28	1,000	721	52	400	191
6-11-2022	57	102	44	28	1,000	721	65	400	139
5-11-2022	58	102	43	28	1,000	721	85	400	59
4-11-2022	58	102	43	28	1,000	721	86	400	55
3-11-2022	57	102	44	28	1,000	721	76	400	97
2-11-2022	57	102	44	28	1,000	721	84	400	64
1-11-2022	57	102	44	28	1,000	721	84	400	63

# Weekly SLA Customer Report

Customer VEN\_Production  
Database ID 35



Harddisk Usage VEN\_PRD\_VENABS08\_BI

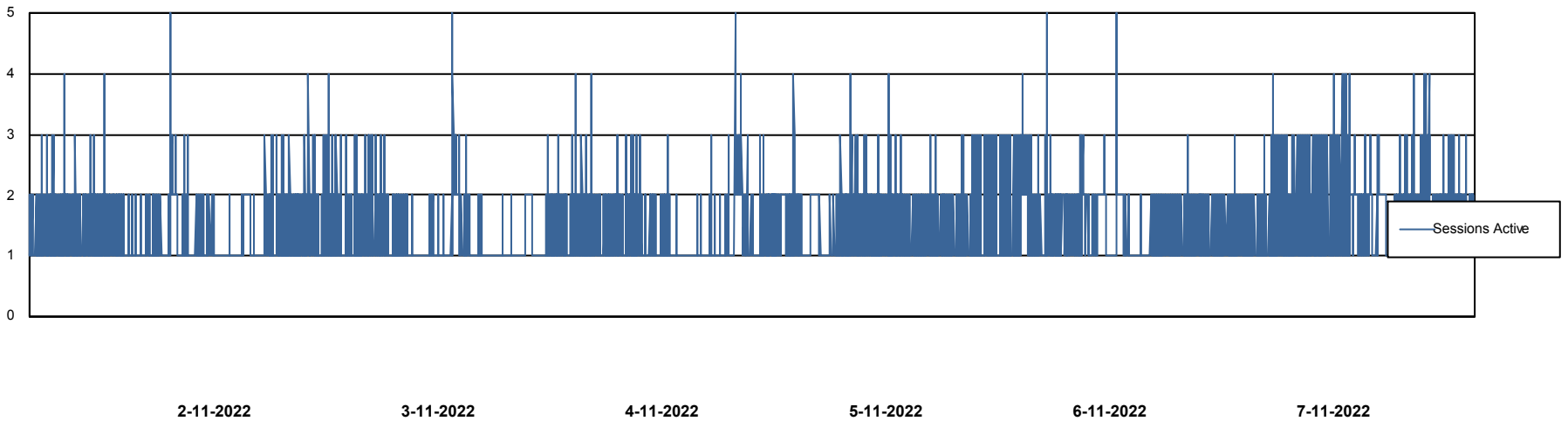
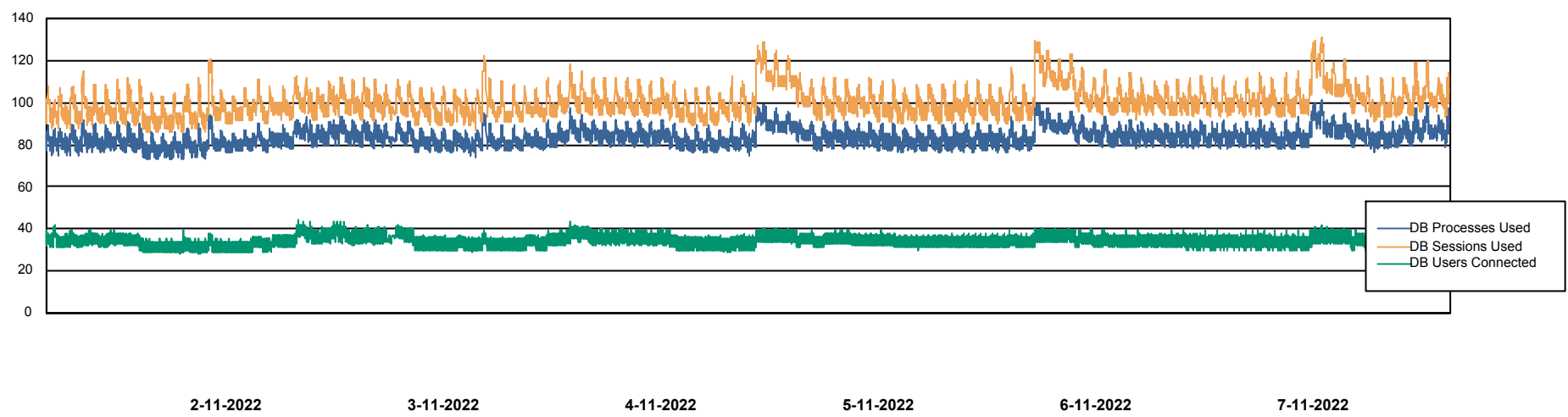
	Free disk space on C: (%)	Total disk space on C: (Gb)	Used disk space on C: (Gb)	Free disk space on D: (%)	Total disk space on D: (Gb)	Used disk space on D: (Gb)
7-11-2022	44	102	57	20	601	479
6-11-2022	43	102	58	20	601	478
5-11-2022	41	102	60	20	601	478
4-11-2022	41	102	60	21	601	476
3-11-2022	41	102	60	21	601	476
2-11-2022	41	102	60	21	601	476
1-11-2022	41	102	60	21	601	476

# Weekly SLA Customer Report

Customer VEN\_Production  
Database ID 35



## Database Performance VENDB\_Production



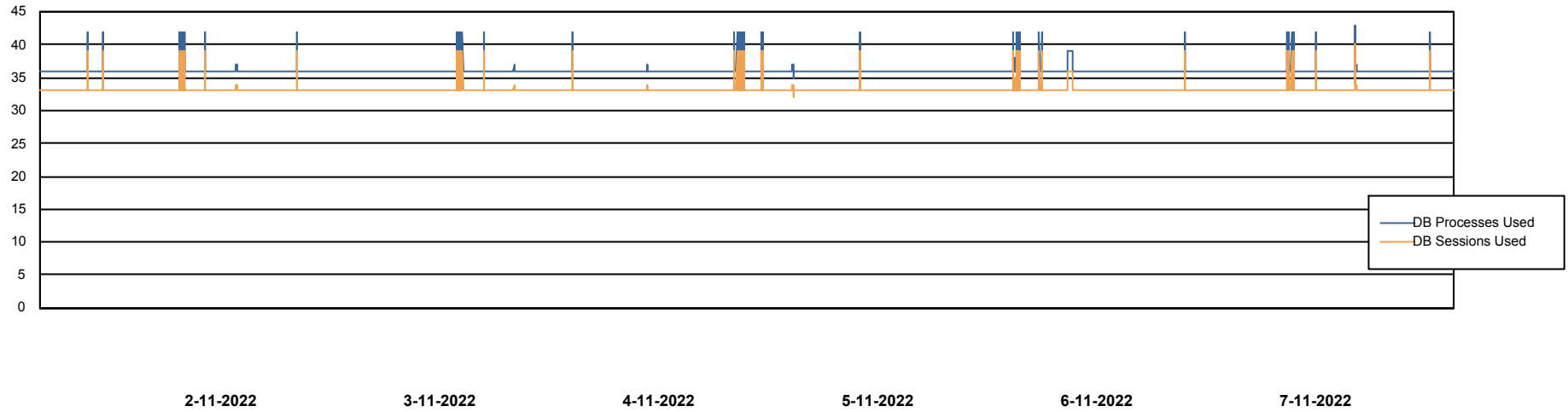
# Weekly SLA Customer Report

Customer VEN\_Production  
Database ID 35



Database Performance VENDB\_Standby

DB Processes Max 300



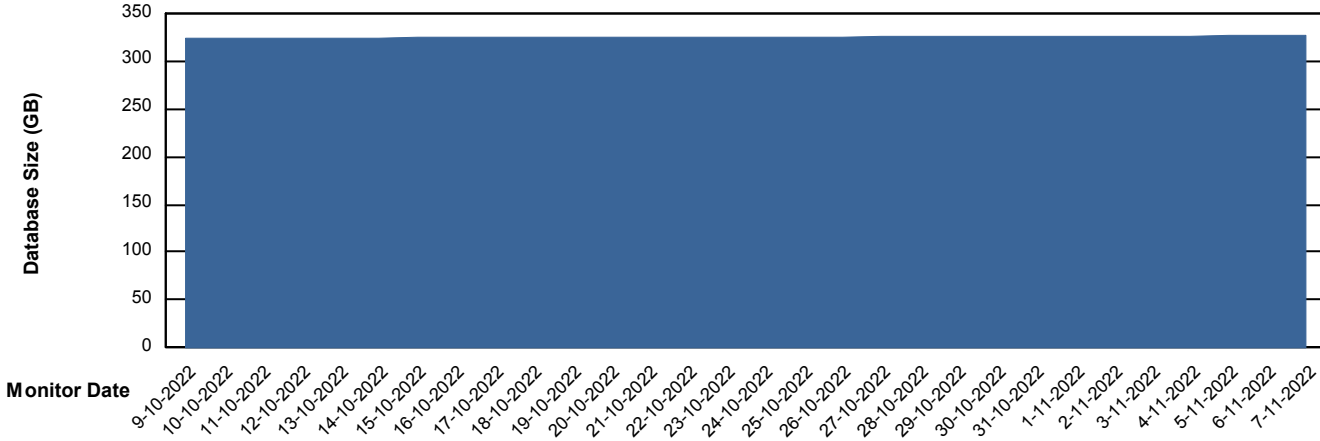
# Weekly SLA Customer Report

Customer VEN\_Production  
 Database ID 35



DATABASE SIZE VENDB\_Production

Database growth over last month



Database Tablespace VENDB\_Production

Date	Tablespace Name	Filesize (Gb)	Usedsize (Gb)	Percentage free
7-11-2022	ABSDATA	200	166	17
	INDX	184	151	18
6-11-2022	ABSDATA	200	166	17
	INDX	184	151	18
5-11-2022	ABSDATA	200	166	17
	INDX	184	151	18
4-11-2022	ABSDATA	200	166	17
	INDX	184	151	18
3-11-2022	ABSDATA	200	166	17
	INDX	184	151	18
2-11-2022	ABSDATA	200	166	17
	INDX	184	151	18
1-11-2022	ABSDATA	200	166	17
	INDX	184	151	18

# Weekly SLA Customer Report

Customer VEN\_Production  
Database ID 35



Standby Database Health VEN\_Production

### Recovery lag for last 7 days

