

# Weekly SLA Customer Report

Customer JSG\_Production  
Database ID 102



## Harddisk Usage JSG\_EMCC\_PULASKI

	Free disk space on C: (%)	Total disk space on C: (Gb)	Used disk space on C: (Gb)	Free disk space on D: (%)	Total disk space on D: (Gb)	Used disk space on D: (Gb)
7-11-2022	48	99	52	68	100	32
6-11-2022	47	99	52	68	100	32
5-11-2022	47	99	53	68	100	32
4-11-2022	47	99	53	68	100	32
3-11-2022	47	99	53	68	100	32
2-11-2022	47	99	53	68	100	32
1-11-2022	47	99	53	68	100	32

## Harddisk Usage JSG\_PRD\_BASHIR

	Free disk space on C: (%)	Total disk space on C: (Gb)	Used disk space on C: (Gb)	Free disk space on D: (%)	Total disk space on D: (Gb)	Used disk space on D: (Gb)
7-11-2022	65	149	53	70	850	251
6-11-2022	65	149	53	71	850	243
5-11-2022	65	149	53	72	850	240
4-11-2022	65	149	53	71	850	243
3-11-2022	65	149	53	71	850	244
2-11-2022	65	149	53	70	850	253
1-11-2022	65	149	53	69	850	263

# Weekly SLA Customer Report

Customer JSG\_Production  
Database ID 102



## Harddisk Usage JSG\_PRD\_CRUSHER

	Free disk space on C: (%)	Total disk space on C: (Gb)	Used disk space on C: (Gb)
7-11-2022	23	79	61
6-11-2022	23	79	61
5-11-2022	23	79	61
4-11-2022	22	79	62
3-11-2022	22	79	62
2-11-2022	22	79	62
1-11-2022	23	79	62

## Harddisk Usage JSG\_PRD\_CYPHER

	Free disk space on C: (%)	Total disk space on C: (Gb)	Used disk space on C: (Gb)
7-11-2022	42	79	46
6-11-2022	42	79	46
5-11-2022	42	79	46
4-11-2022	42	79	46
3-11-2022	42	79	46
2-11-2022	42	79	46
1-11-2022	43	79	46

# Weekly SLA Customer Report

Customer JSG\_Production  
Database ID 102



## Harddisk Usage JSG\_PRD\_GUINAN

	Free disk space on C: (%)	Total disk space on C: (Gb)	Used disk space on C: (Gb)
7-11-2022	52	79	38
6-11-2022	52	79	38
5-11-2022	52	79	38
4-11-2022	51	79	39
3-11-2022	52	79	39
2-11-2022	52	79	38
1-11-2022	52	79	38

## Harddisk Usage JSG\_PRD\_LAFORGE

	Free disk space on C: (%)	Total disk space on C: (Gb)	Used disk space on C: (Gb)
7-11-2022	18	149	122
6-11-2022	18	149	122
5-11-2022	18	149	122
4-11-2022	19	149	122
3-11-2022	19	149	122
2-11-2022	19	149	122
1-11-2022	19	149	121

# Weekly SLA Customer Report

Customer JSG\_Production  
 Database ID 102



Harddisk Usage JSG\_PRD\_PICARD

	Free disk space on C: (%)	Total disk space on C: (Gb)	Used disk space on C: (Gb)	Free disk space on D: (%)	Total disk space on D: (Gb)	Used disk space on D: (Gb)
7-11-2022	42	149	87	23	1,126	869
6-11-2022	42	149	87	23	1,126	868
5-11-2022	42	149	87	23	1,126	866
4-11-2022	42	149	87	23	1,126	868
3-11-2022	42	149	87	23	1,126	871
2-11-2022	41	149	87	23	1,126	870
1-11-2022	42	149	87	23	1,126	872

Harddisk Usage JSG\_PRD\_RIKER

	Free disk space on C: (%)	Total disk space on C: (Gb)	Used disk space on C: (Gb)	Free disk space on D: (%)	Total disk space on D: (Gb)	Used disk space on D: (Gb)
7-11-2022	66	199	68	47	1,126	594
6-11-2022	66	199	68	48	1,126	581
5-11-2022	66	199	68	48	1,126	584
4-11-2022	66	199	68	48	1,126	586
3-11-2022	66	199	67	48	1,126	580
2-11-2022	66	199	68	40	1,126	673
1-11-2022	66	199	68	42	1,126	651

# Weekly SLA Customer Report

Customer JSG\_Production  
Database ID 102



## Harddisk Usage JSG\_PRD\_SAREK

	Free disk space on C: (%)	Total disk space on C: (Gb)	Used disk space on C: (Gb)	Free disk space on D: (%)	Total disk space on D: (Gb)	Used disk space on D: (Gb)
7-11-2022	51	149	74	36	850	540
6-11-2022	51	149	74	35	850	551
5-11-2022	51	149	74	36	850	541
4-11-2022	51	149	74	36	850	540
3-11-2022	51	149	74	36	850	543
2-11-2022	51	149	74	34	850	561
1-11-2022	51	149	74	31	850	583

## Harddisk Usage JSG\_PRD\_TEBOK

	Free disk space on C: (%)	Total disk space on C: (Gb)	Used disk space on C: (Gb)
7-11-2022	49	79	41
6-11-2022	49	79	41
5-11-2022	49	79	41
4-11-2022	49	79	40
3-11-2022	49	79	40
2-11-2022	49	79	40
1-11-2022	49	79	40

# Weekly SLA Customer Report

Customer JSG\_Production  
Database ID 102



## Harddisk Usage JSG\_PRD\_TOMALAK

	Free disk space on C: (%)	Total disk space on C: (Gb)	Used disk space on C: (Gb)
7-11-2022	45	79	44
6-11-2022	45	79	44
5-11-2022	45	79	44
4-11-2022	45	79	44
3-11-2022	45	79	44
2-11-2022	45	79	44
1-11-2022	45	79	44

## Harddisk Usage JSG\_PRD\_TROI

	Free disk space on C: (%)	Total disk space on C: (Gb)	Used disk space on C: (Gb)
7-11-2022	44	149	83
6-11-2022	44	149	83
5-11-2022	44	149	83
4-11-2022	46	149	81
3-11-2022	47	149	79
2-11-2022	47	149	79
1-11-2022	47	149	79

# Weekly SLA Customer Report

Customer JSG\_Production  
Database ID 102



Harddisk Usage JSG\_PRD\_WORF

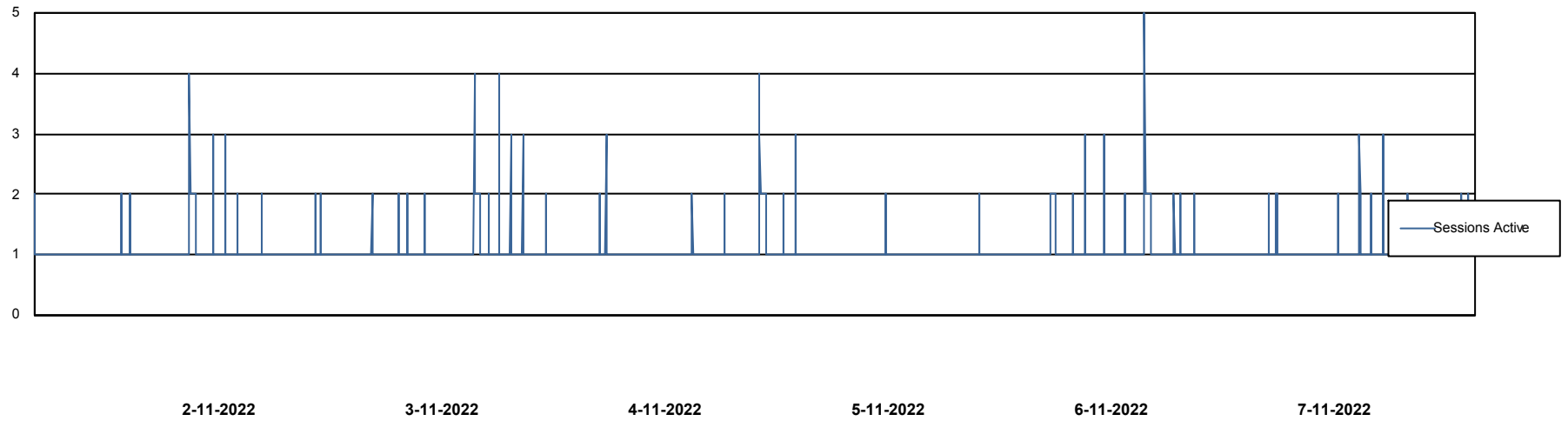
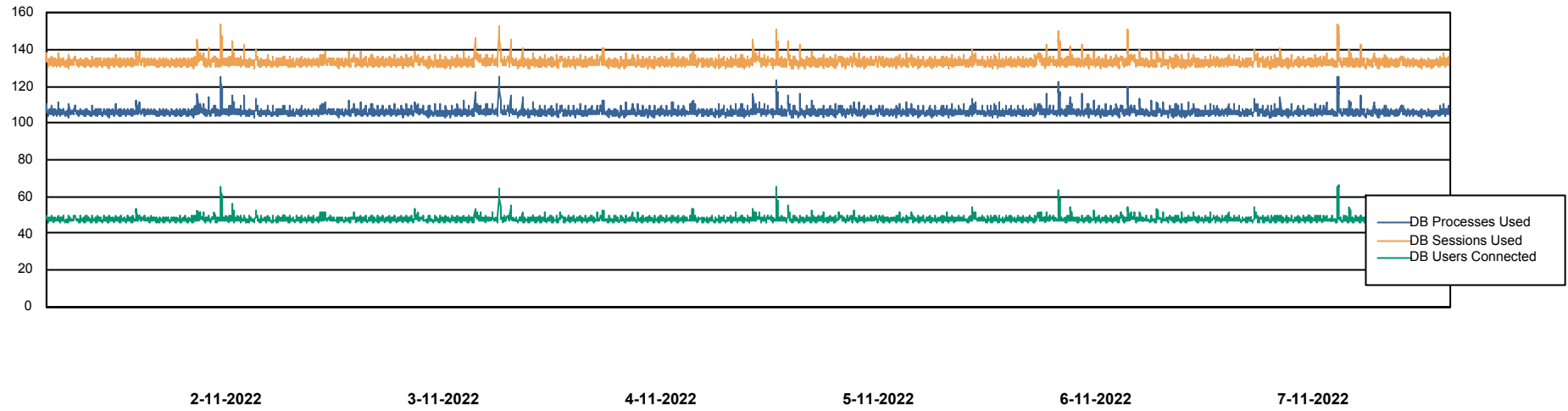
	Free disk space on C: (%)	Total disk space on C: (Gb)	Used disk space on C: (Gb)
7-11-2022	57	149	64
6-11-2022	57	149	64
5-11-2022	57	149	64
4-11-2022	57	149	64
3-11-2022	57	149	64
2-11-2022	58	149	63
1-11-2022	58	149	63

# Weekly SLA Customer Report

Customer JSG\_Production  
Database ID 102



## Database Performance JSG\_EMCC\_PULASKI\_DB

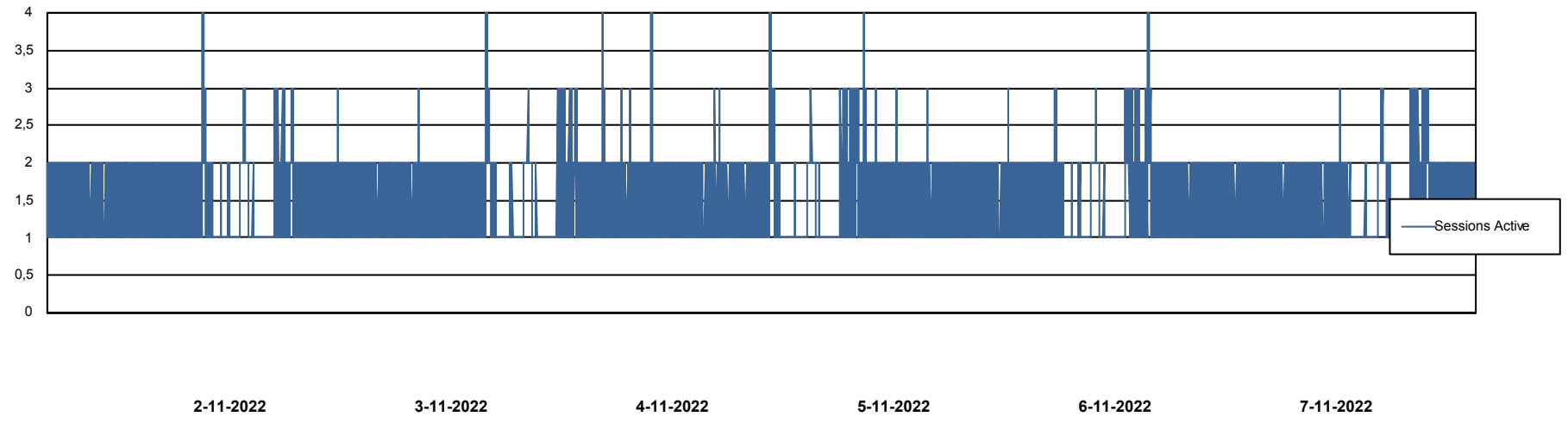
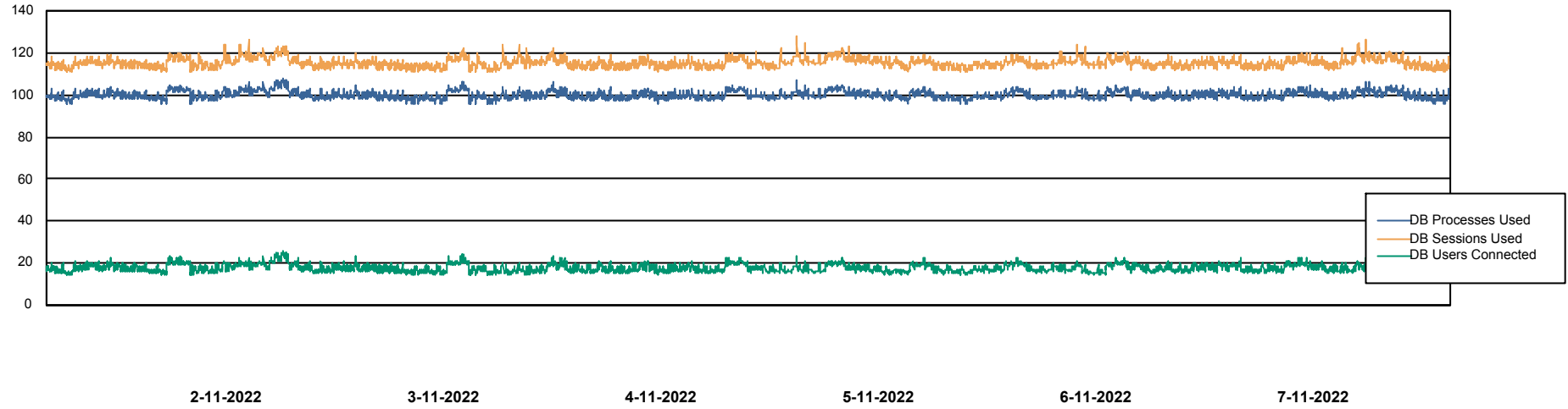


# Weekly SLA Customer Report

Customer JSG\_Production  
Database ID 102



## Database Performance JSG\_PRD\_BASHIR\_DB

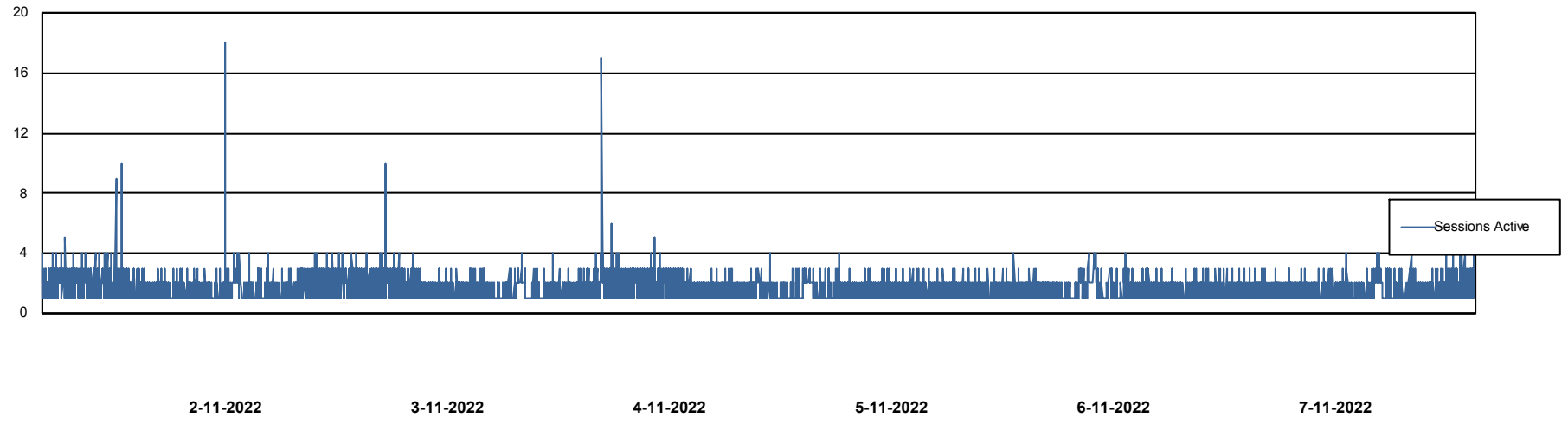
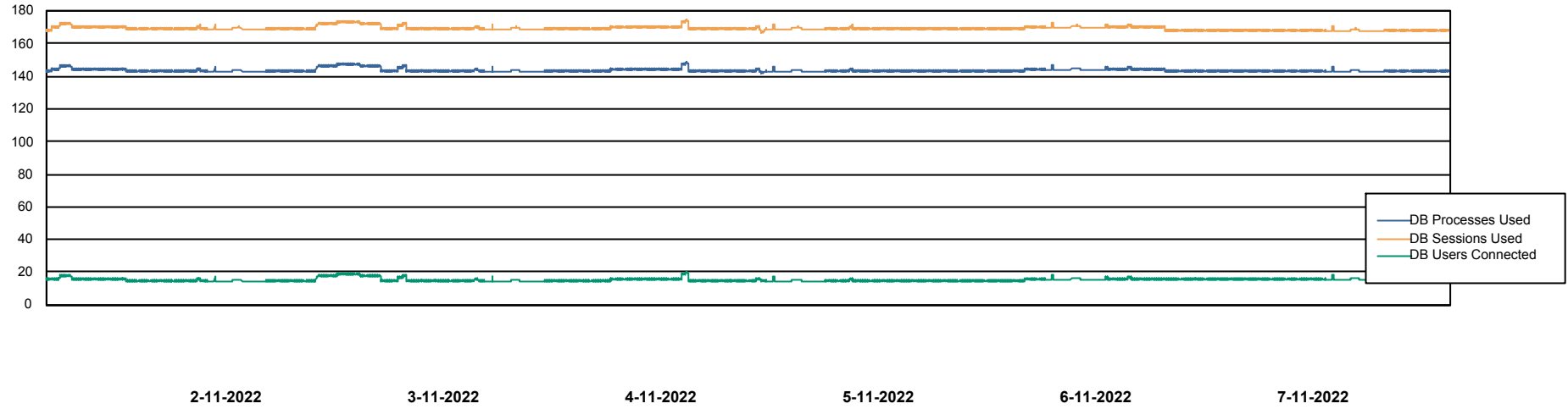


# Weekly SLA Customer Report

Customer JSG\_Production  
Database ID 102



## Database Performance JSG\_PRD\_PICARD\_DB



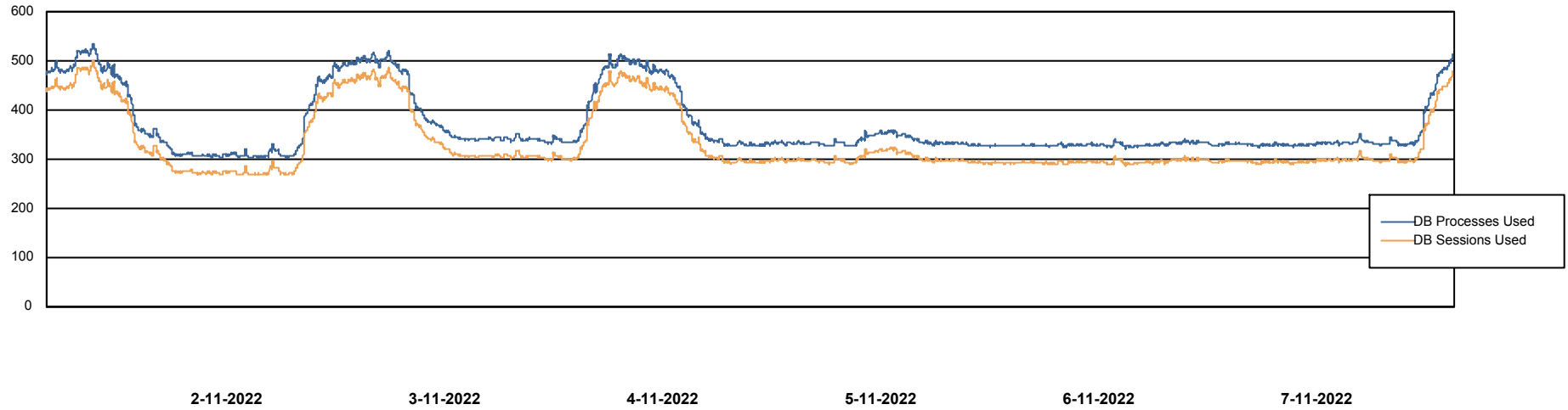
# Weekly SLA Customer Report

Customer JSG\_Production  
Database ID 102



## Database Performance JSG\_PRD\_RIKER\_DB

DB Processes Max 4  
DB Processes Max 0  
DB Processes Max 1,000

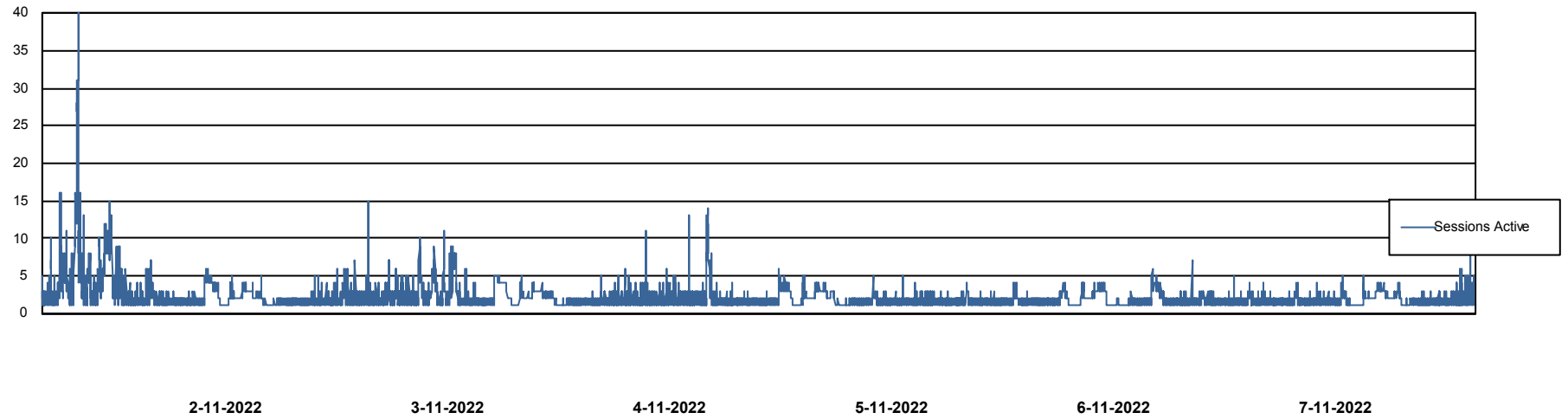
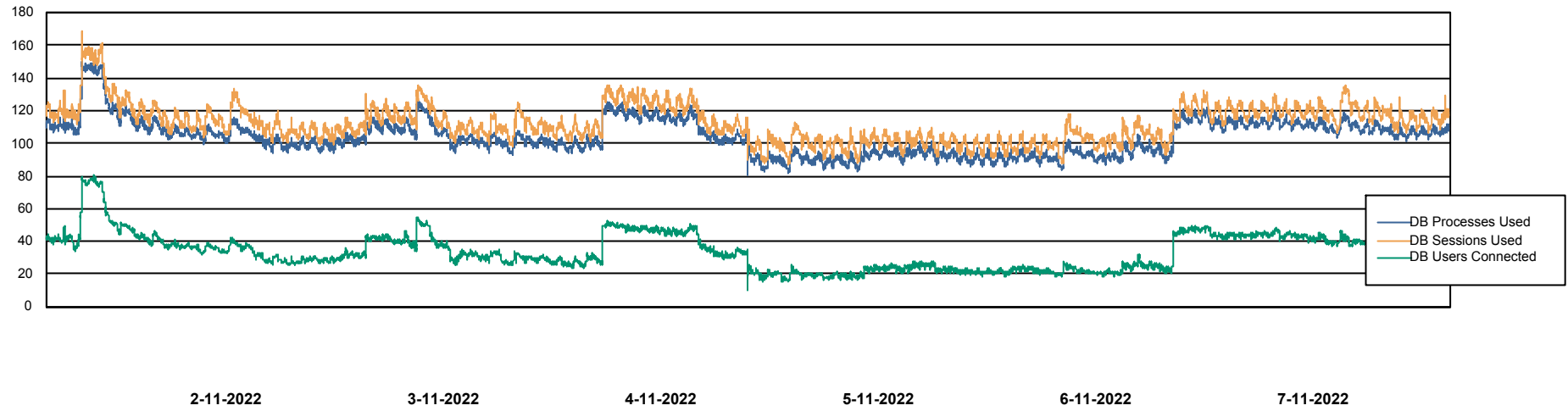


# Weekly SLA Customer Report

Customer JSG\_Production  
Database ID 102



## Database Performance JSG\_PRD\_SAREK\_DB



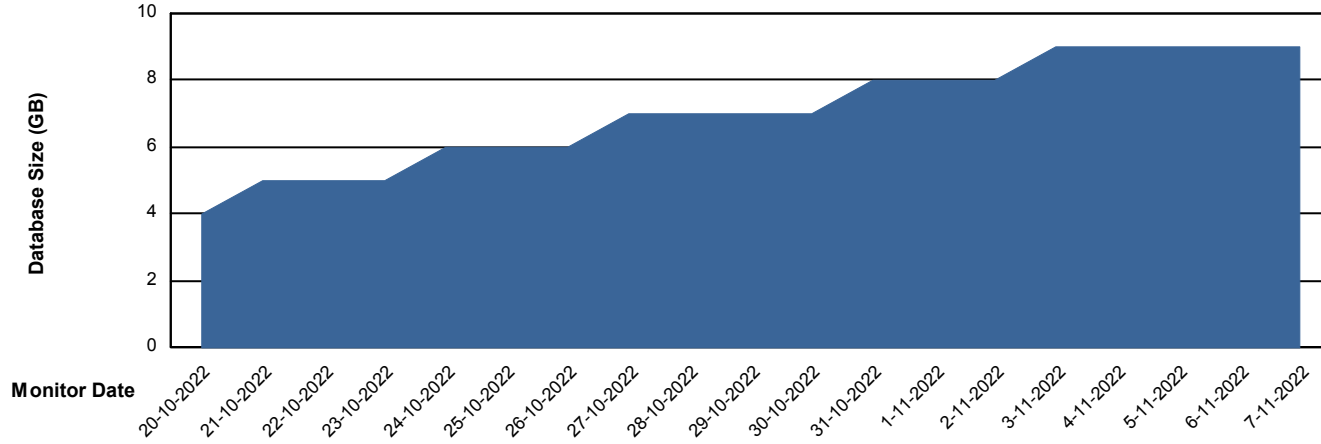
# Weekly SLA Customer Report

Customer JSG\_Production  
Database ID 102



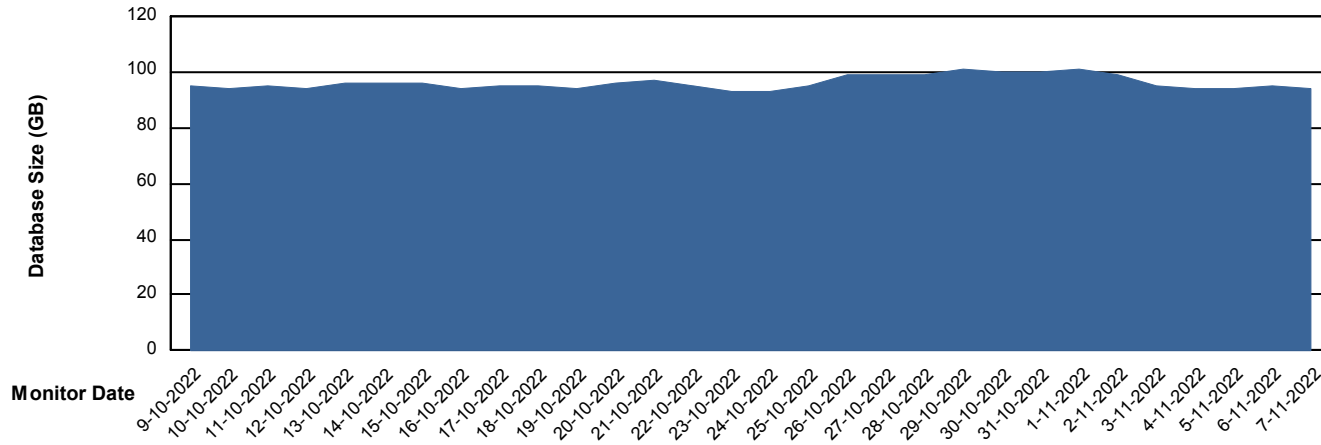
DATABASE SIZE JSG\_EMCC\_PULASKI\_DB

### Database growth over last month



DATABASE SIZE JSG\_PRD\_BASHIR\_DB

### Database growth over last month



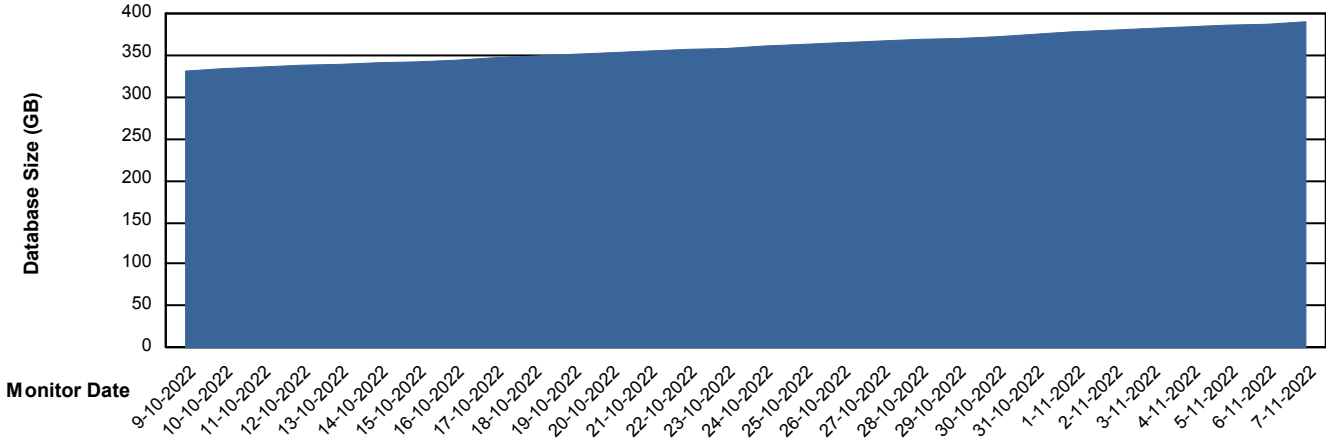
# Weekly SLA Customer Report

Customer JSG\_Production  
Database ID 102



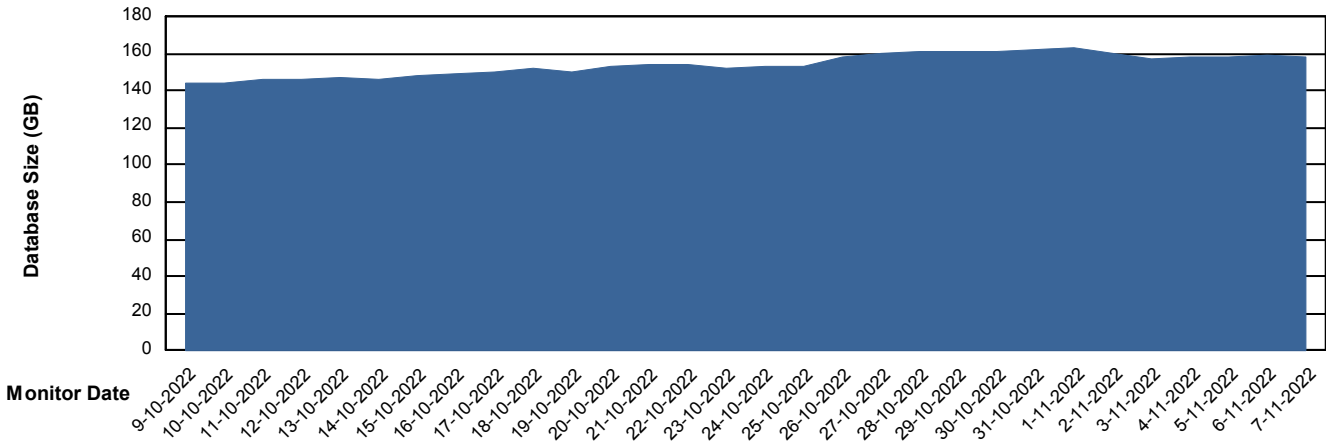
DATABASE SIZE JSG\_PRD\_PICARD\_DB

### Database growth over last month



DATABASE SIZE JSG\_PRD\_SAREK\_DB

### Database growth over last month



# Weekly SLA Customer Report

Customer JSG\_Production  
Database ID 102



## Database Tablespace JSG\_PRD\_BASHIR\_DB

Date	Tablespace Name	Filesize (Gb)	Usedsize (Gb)	Percentage free
7-11-2022	ABSDATA	77	63	19
	INDX	38	29	23
6-11-2022	ABSDATA	77	64	17
	INDX	38	29	23
5-11-2022	ABSDATA	77	63	18
	INDX	38	29	23
4-11-2022	ABSDATA	77	63	18
	INDX	38	29	23
3-11-2022	ABSDATA	77	64	16
	INDX	38	29	23
2-11-2022	ABSDATA	77	68	11
	INDX	38	29	23
1-11-2022	ABSDATA	77	70	9
	INDX	38	29	23

# Weekly SLA Customer Report

Customer JSG\_Production  
Database ID 102



Database Tablespace		JSG_PRD_PICARD_DB		
Date	Tablespace Name	Filesize (Gb)	Usedsize (Gb)	Percentage free
7-11-2022	ABSDATA	384	357	7
	INDX	18	13	28
6-11-2022	ABSDATA	384	355	8
	INDX	18	13	28
5-11-2022	ABSDATA	384	353	8
	INDX	18	13	28
4-11-2022	ABSDATA	384	351	9
	INDX	18	13	28
3-11-2022	ABSDATA	384	349	9
	INDX	18	13	28
2-11-2022	ABSDATA	384	347	10
	INDX	18	13	29
1-11-2022	ABSDATA	384	345	10
	INDX	18	13	29

# Weekly SLA Customer Report

Customer JSG\_Production  
 Database ID 102



Database Tablespace JSG\_PRD\_SAREK\_DB

Date	Tablespace Name	Filesize (Gb)	Usedsize (Gb)	Percentage free
7-11-2022	ABSDATA	110	88	20
	INDX	77	65	15
6-11-2022	ABSDATA	110	90	18
	INDX	77	64	17
5-11-2022	ABSDATA	110	89	19
	INDX	77	64	17
4-11-2022	ABSDATA	110	89	19
	INDX	77	64	17
3-11-2022	ABSDATA	110	89	19
	INDX	77	64	17
2-11-2022	ABSDATA	110	92	17
	INDX	77	64	17
1-11-2022	ABSDATA	110	95	14
	INDX	77	63	18

BI Status and last ETL error for JSG\_PRD\_BASHIR\_DB

	wo 2/11/2022	do 3/11/2022	vr 4/11/2022	za 5/11/2022	zo 6/11/2022	ma 7/11/2022
<b>ABS DataWarehouse ETL Health</b>	OK	OK	OK	OK	OK	OK
<b>ABS DWHStaging ETL Health</b>	OK	OK	OK	OK	OK	OK

BI Status and last ETL error for JSG\_PRD\_SAREK\_DB

	wo 2/11/2022	do 3/11/2022	vr 4/11/2022	za 5/11/2022	zo 6/11/2022	ma 7/11/2022
<b>ABS DataWarehouse ETL Health</b>	OK	OK	OK	OK	OK	OK
<b>ABS DWHStaging ETL Health</b>	OK	OK	OK	OK	OK	OK

## Weekly SLA Customer Report

Customer JSG\_Production  
Database ID 102



BI last ETL error for	JSG_PRD_BASHIR_DB
ma, 7-11-2022	None
ma, 7-11-2022	None
zo, 6-11-2022	None
zo, 6-11-2022	None
za, 5-11-2022	None
wo, 2-11-2022	None
wo, 2-11-2022	None
do, 3-11-2022	None
do, 3-11-2022	None
vr, 4-11-2022	None
di, 1-11-2022	None
vr, 4-11-2022	None
di, 1-11-2022	None
za, 5-11-2022	None

BI last ETL error for	JSG_PRD_SAREK_DB
zo, 6-11-2022	None
ma, 7-11-2022	None
zo, 6-11-2022	None
ma, 7-11-2022	None
wo, 2-11-2022	None
za, 5-11-2022	None
di, 1-11-2022	None
vr, 4-11-2022	None

# Weekly SLA Customer Report


Customer JSG\_Production  
Database ID 102



do, 3-11-2022 None  
za, 5-11-2022 None  
vr, 4-11-2022 None  
wo, 2-11-2022 None  
di, 1-11-2022 None  
do, 3-11-2022 None

Standby Database Health JSG\_Production

## Recovery lag for last 7 days



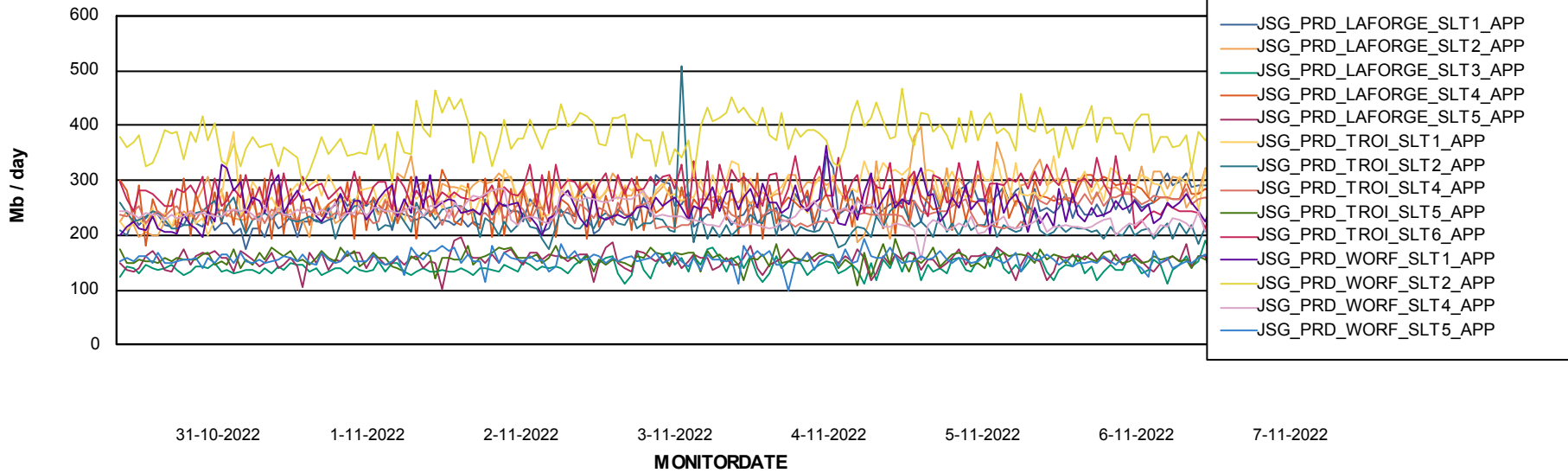
# Weekly SLA Customer Report

Customer JSG\_Production  
Database ID 102

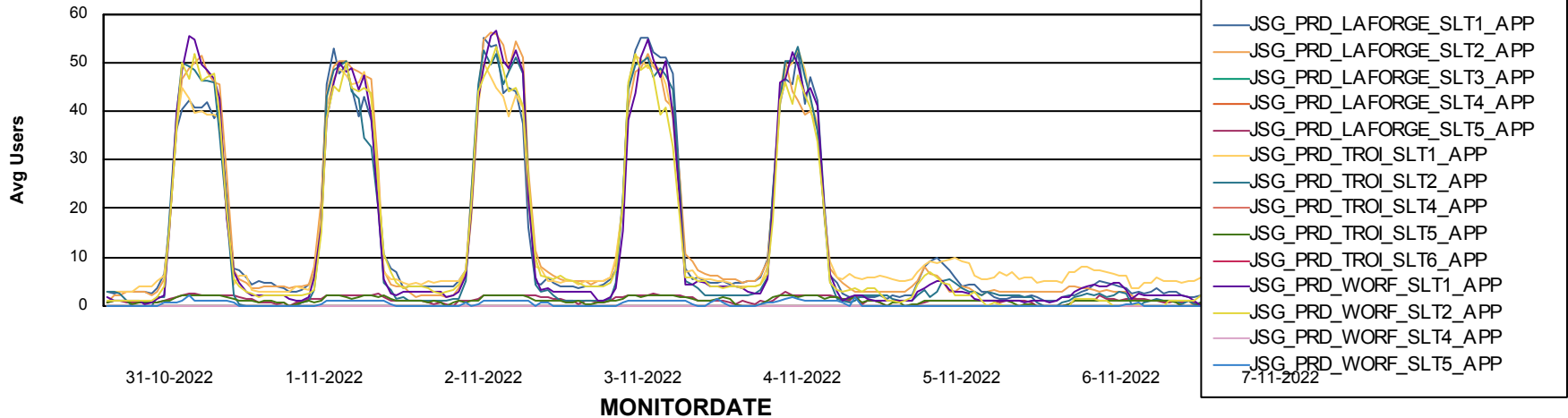


## ABSSolute Application Server Services

### Avg memory used per ABS Server Service



### Avg users per day per ABS server



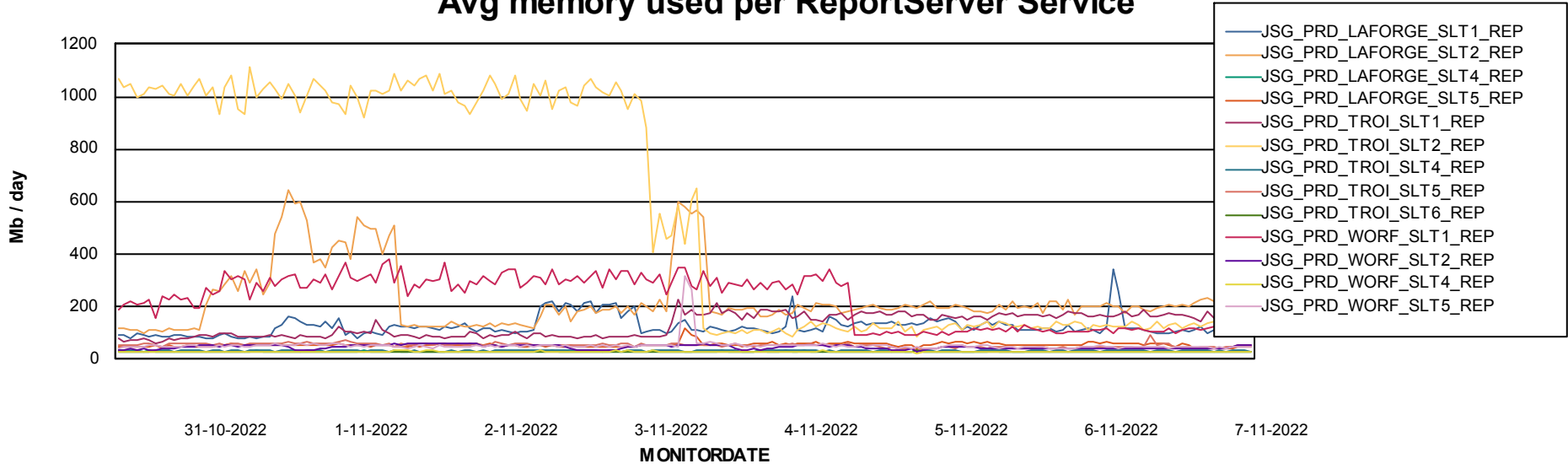
# Weekly SLA Customer Report

Customer JSG\_Production  
Database ID 102



## ABSSolute Application ReportServer Services

### Avg memory used per ReportServer Service



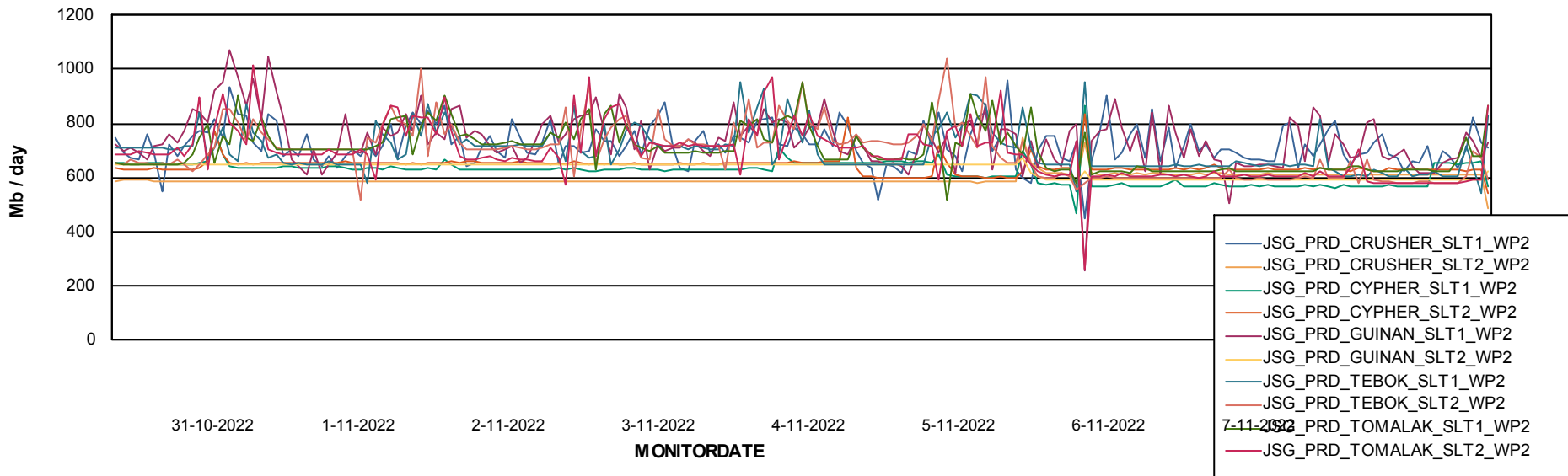
# Weekly SLA Customer Report

Customer JSG\_Production  
Database ID 102



## ABSSolute Web Component Services

### Avg memory used per ABS Web component



# Weekly SLA Customer Report

Customer JSG\_Production  
Database ID 102



## Disaster per ABS component

