

# Weekly SLA Customer Report

Customer DFD\_Production  
Database ID 39



## Harddisk Usage DFD\_PRD\_ABSAPP1

	Free disk space on C: (%)	Total disk space on C: (Gb)	Used disk space on C: (Gb)
7-11-2022	28	90	65
6-11-2022	28	90	65
5-11-2022	28	90	65
4-11-2022	28	90	65
3-11-2022	28	90	65
2-11-2022	28	90	65
1-11-2022	28	90	65

## Harddisk Usage DFD\_PRD\_ABSAPP2

	Free disk space on C: (%)	Total disk space on C: (Gb)	Used disk space on C: (Gb)
7-11-2022	39	100	61
6-11-2022	39	100	61
5-11-2022	39	100	61
4-11-2022	39	100	61
3-11-2022	39	100	61
2-11-2022	39	100	61
1-11-2022	39	100	61

# Weekly SLA Customer Report

Customer DFD\_Production  
Database ID 39



## Harddisk Usage DFD\_PRD\_ABSAPP3

	Free disk space on C: (%)	Total disk space on C: (Gb)	Used disk space on C: (Gb)
7-11-2022	36	100	64
6-11-2022	36	100	64
5-11-2022	36	100	64
4-11-2022	36	100	64
3-11-2022	36	100	64
2-11-2022	36	100	64
1-11-2022	36	100	64

## Harddisk Usage DFD\_PRD\_ORACLE1

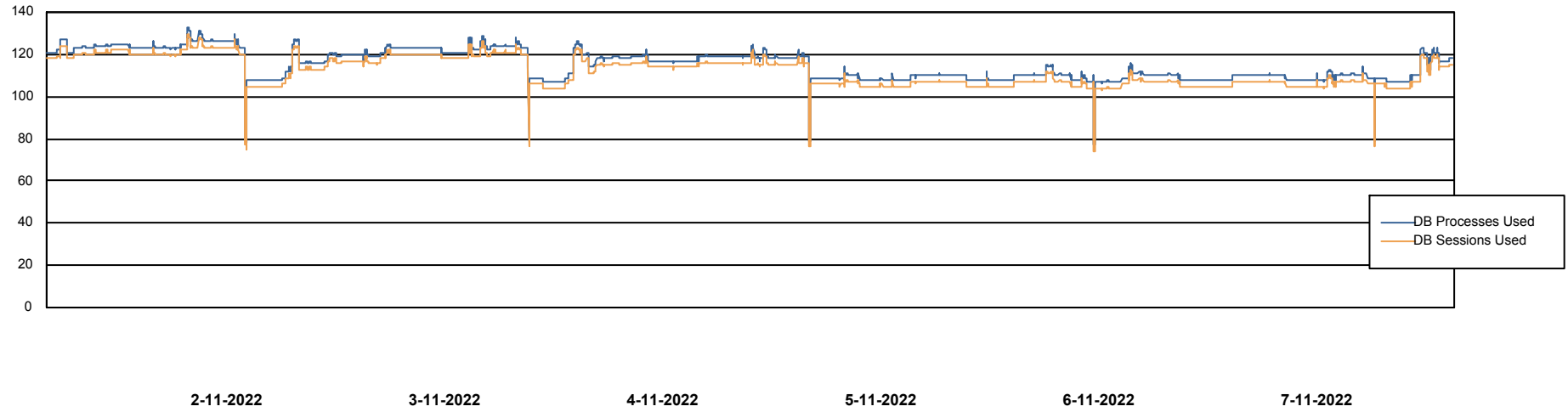
	Free disk space on C: (%)	Total disk space on C: (Gb)	Used disk space on C: (Gb)	Free disk space on D: (%)	Total disk space on D: (Gb)	Used disk space on D: (Gb)	Free disk space on E: (%)	Total disk space on E: (Gb)	Used disk space on E: (Gb)	Free disk space on F: (%)
7-11-2022	30	78	55	75	479	120	13	550	477	66
6-11-2022	30	78	55	75	479	120	13	550	477	66
5-11-2022	30	78	55	75	479	120	13	550	477	66
4-11-2022	30	78	55	75	479	120	13	550	477	66
3-11-2022	30	78	55	75	479	120	13	550	477	66
2-11-2022	30	78	55	75	479	120	13	550	477	66
1-11-2022	30	78	55	75	479	120	13	550	477	66

# Weekly SLA Customer Report

Customer DFD\_Production  
Database ID 39

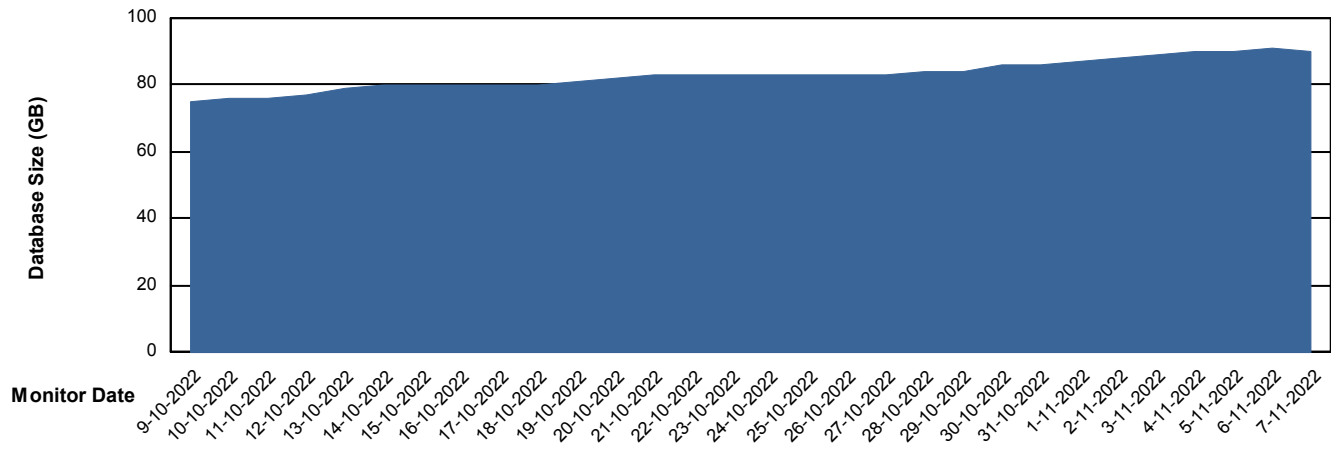


## Database Performance DFDDB\_Production



## DATABASE SIZE DFDDB\_Production

### Database growth over last month



# Weekly SLA Customer Report

Customer DFD\_Production  
Database ID 39



## Database Tablespace DFDDDB\_Production

Date	Tablespace Name	Filesize (Gb)	Usedsize (Gb)	Percentage free
7-11-2022	ABSDATA	83	4	95
	INDX	161	84	48
6-11-2022	ABSDATA	83	4	95
	INDX	161	84	48
5-11-2022	ABSDATA	83	4	95
	INDX	161	84	48
4-11-2022	ABSDATA	83	4	95
	INDX	161	84	48
3-11-2022	ABSDATA	83	3	96
	INDX	161	83	49
2-11-2022	ABSDATA	83	3	96
	INDX	161	82	49
1-11-2022	ABSDATA	83	3	96
	INDX	161	81	50

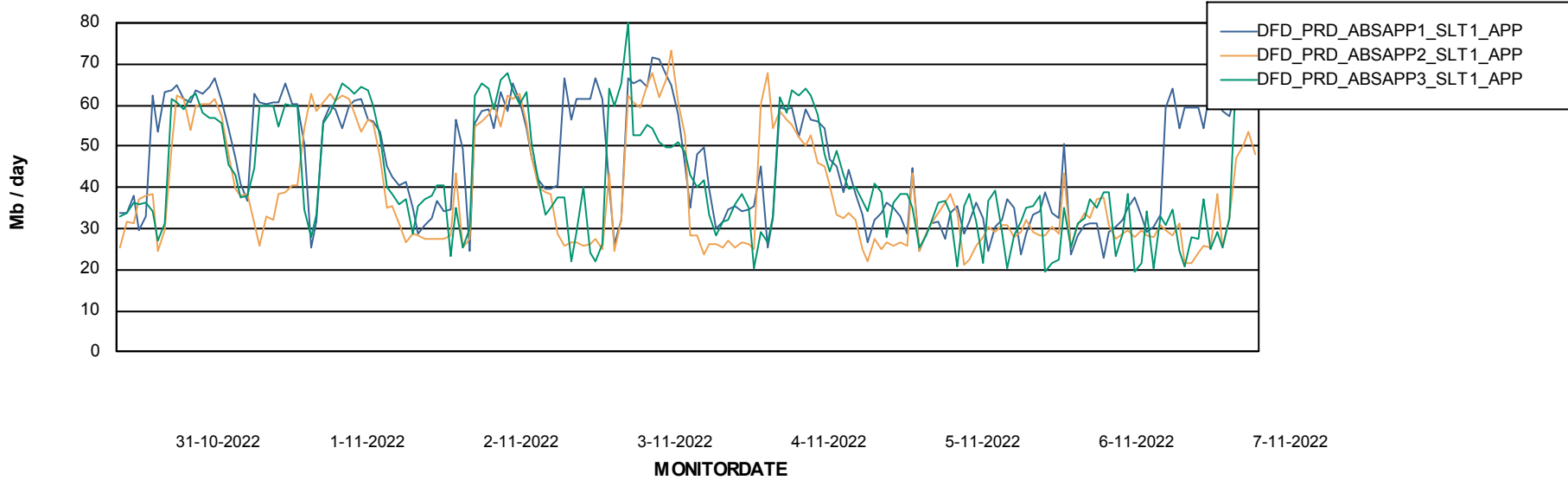
# Weekly SLA Customer Report

Customer DFD\_Production  
Database ID 39

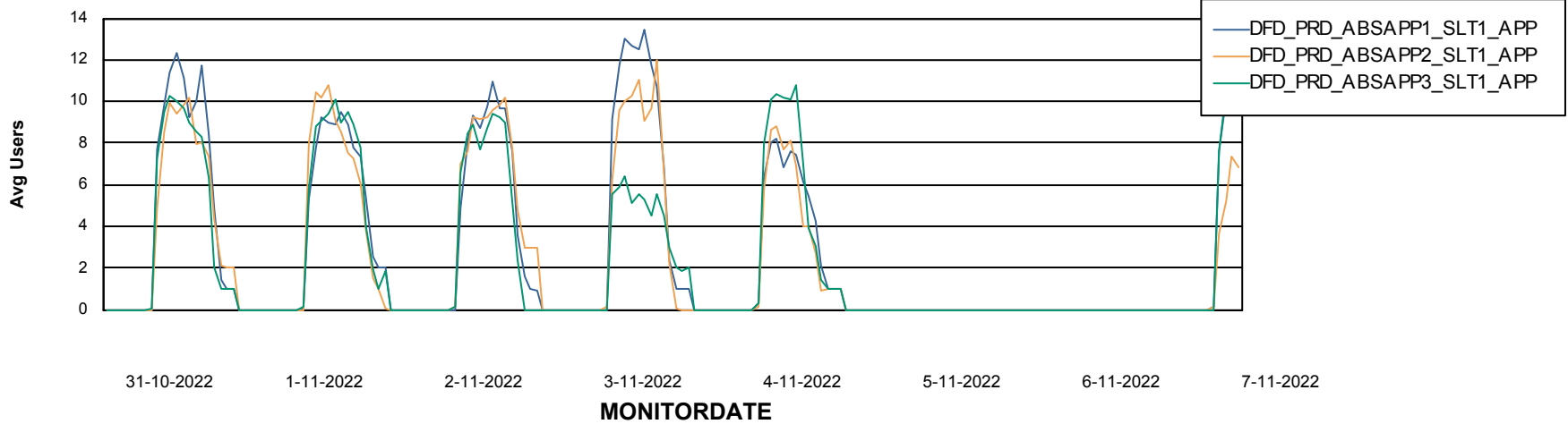


## ABSolute Application Server Services

### Avg memory used per ABS Server Service



### Avg users per day per ABS server



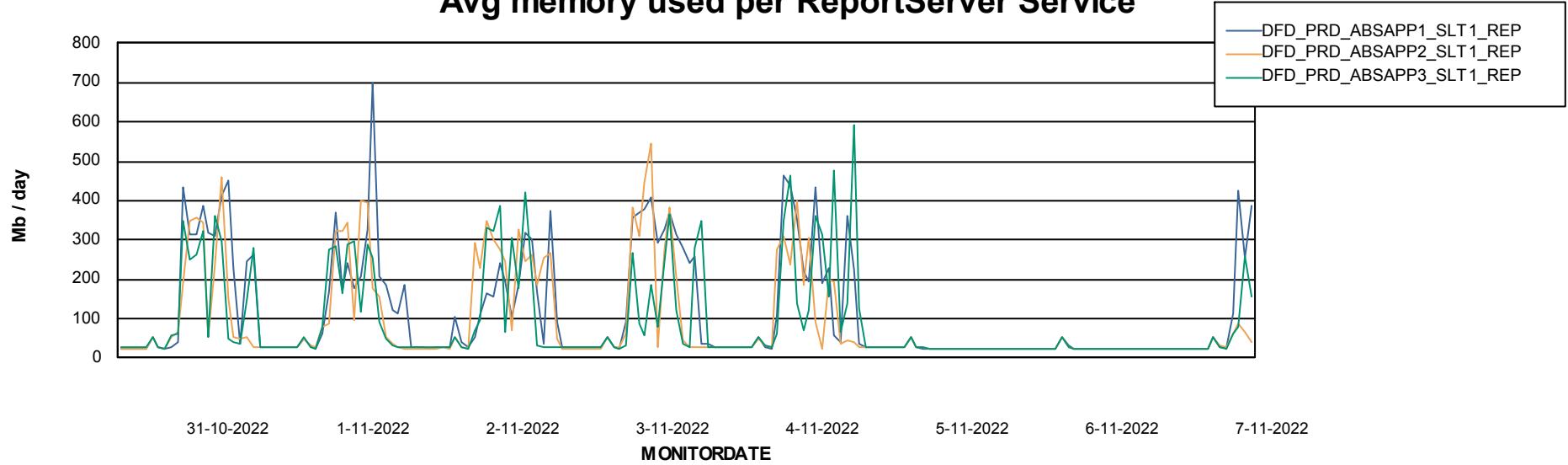
# Weekly SLA Customer Report

Customer DFD\_Production  
Database ID 39



## ABSSolute Application ReportServer Services

### Avg memory used per ReportServer Service



### Disaster per ABS component

