

# Weekly SLA Customer Report

Customer PHS\_Production  
Database ID 47



## Harddisk Usage PHS\_PRD\_GCAB992b

	Free disk space on C: (%)	Total disk space on C: (Gb)	Used disk space on C: (Gb)	Free disk space on D: (%)	Total disk space on D: (Gb)	Used disk space on D: (Gb)	Free disk space on E: (%)	Total disk space on E: (Gb)	Used disk space on E: (Gb)
29-10-2022	34	99	66	22	600	467	66	200	68
28-10-2022	34	99	66	18	600	492	44	200	112
27-10-2022	33	99	66	20	600	480	73	200	54
26-10-2022	33	99	66	20	600	483	74	200	53
25-10-2022	33	99	66	20	600	481	73	200	54
24-10-2022	33	99	66	20	600	479	75	200	51
23-10-2022	33	99	66	20	600	479	75	200	49

## Harddisk Usage PHS\_PRD\_GCAB993b

	Free disk space on C: (%)	Total disk space on C: (Gb)	Used disk space on C: (Gb)	Free disk space on D: (%)	Total disk space on D: (Gb)	Used disk space on D: (Gb)	Free disk space on E: (%)	Total disk space on E: (Gb)	Used disk space on E: (Gb)
29-10-2022	45	99	55	34	550	365	76	100	24
28-10-2022	44	99	55	34	550	365	75	100	25
27-10-2022	44	99	55	34	550	365	69	100	31
26-10-2022	45	99	55	34	550	365	70	100	30
25-10-2022	45	99	55	34	550	365	69	100	31
24-10-2022	45	99	55	34	550	365	72	100	28
23-10-2022	45	99	55	34	550	365	74	100	26

# Weekly SLA Customer Report

Customer PHS\_Production  
 Database ID 47



Harddisk Usage PHS\_PRD\_GCAB994b

	Free disk space on C: (%)	Total disk space on C: (Gb)	Used disk space on C: (Gb)	Free disk space on D: (%)	Total disk space on D: (Gb)	Used disk space on D: (Gb)	Free disk space on E: (%)	Total disk space on E: (Gb)	Used disk space on E: (Gb)
29-10-2022	27	99	73	28	600	433	34	150	99
28-10-2022	27	99	72	28	600	433	34	150	99
27-10-2022	27	99	73	28	600	433	34	150	99
26-10-2022	27	99	73	28	600	433	34	150	99
25-10-2022	28	99	72	28	600	433	34	150	99
24-10-2022	28	99	71	28	600	433	34	150	99
23-10-2022	28	99	71	28	600	433	34	150	99

Harddisk Usage PHS\_PRD\_GCAB995b

	Free disk space on C: (%)	Total disk space on C: (Gb)	Used disk space on C: (Gb)
29-10-2022	39	49	30
28-10-2022	38	49	31
27-10-2022	38	49	31
26-10-2022	38	49	31
25-10-2022	38	49	31
24-10-2022	38	49	31
23-10-2022	38	49	31

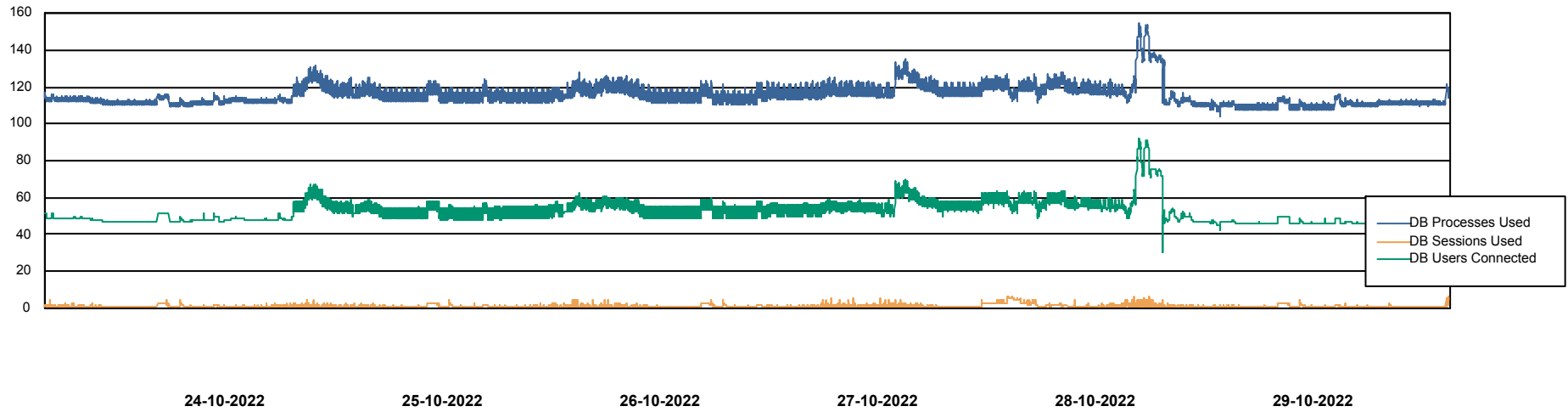
# Weekly SLA Customer Report

Customer PHS\_Production  
Database ID 47



Database Performance PHSDB\_Production

DB Processes Max 1,000



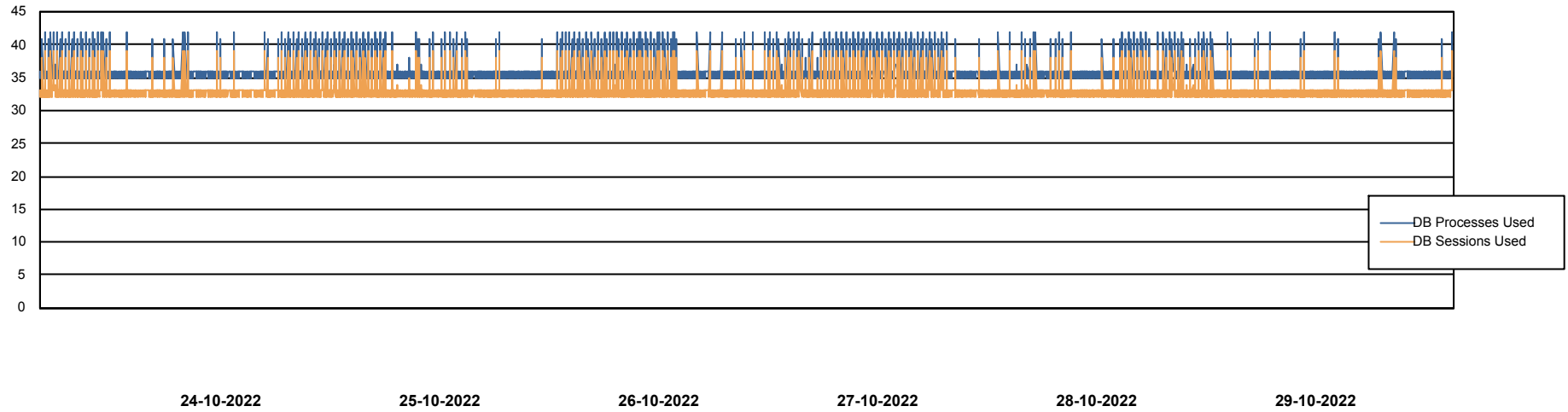
# Weekly SLA Customer Report

Customer PHS\_Production  
Database ID 47



Database Performance PHSDB\_Standby

DB Processes Max 1,000



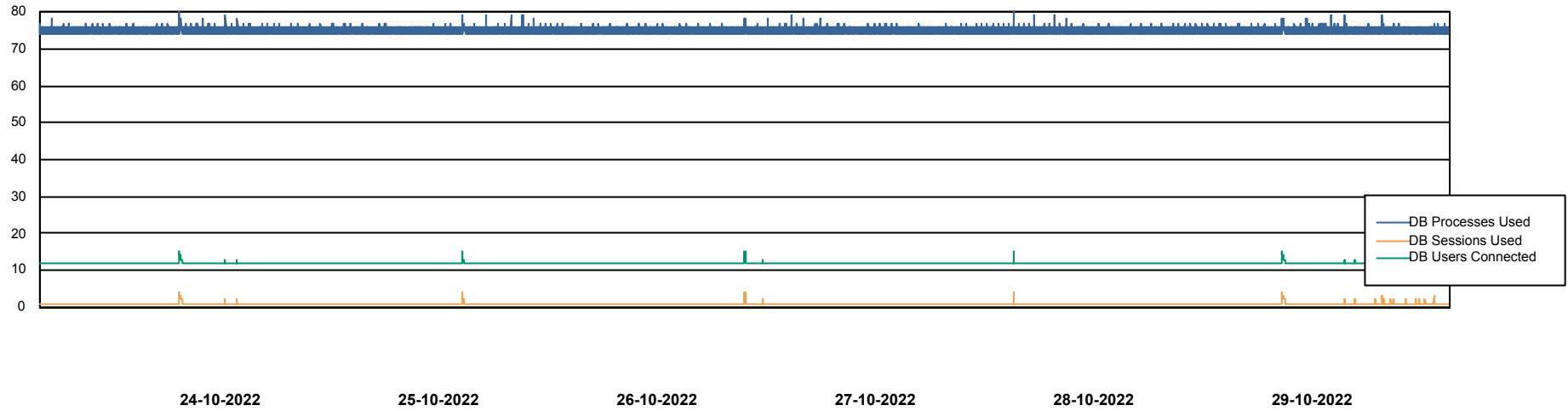
# Weekly SLA Customer Report

Customer PHS\_Production  
Database ID 47



Database Performance PHSDB\_Test

DB Processes Max 1,000



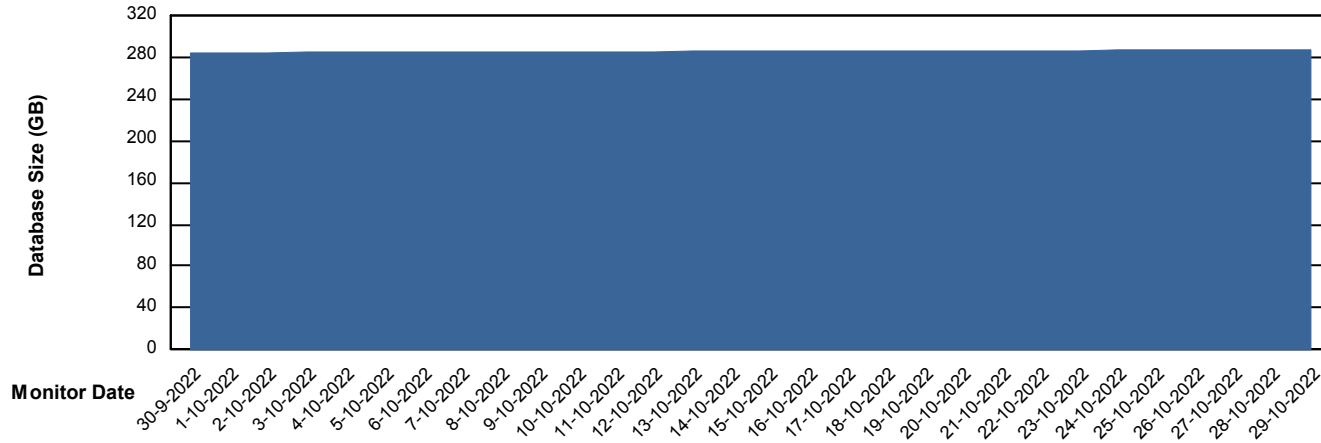
# Weekly SLA Customer Report

Customer PHS\_Production  
Database ID 47



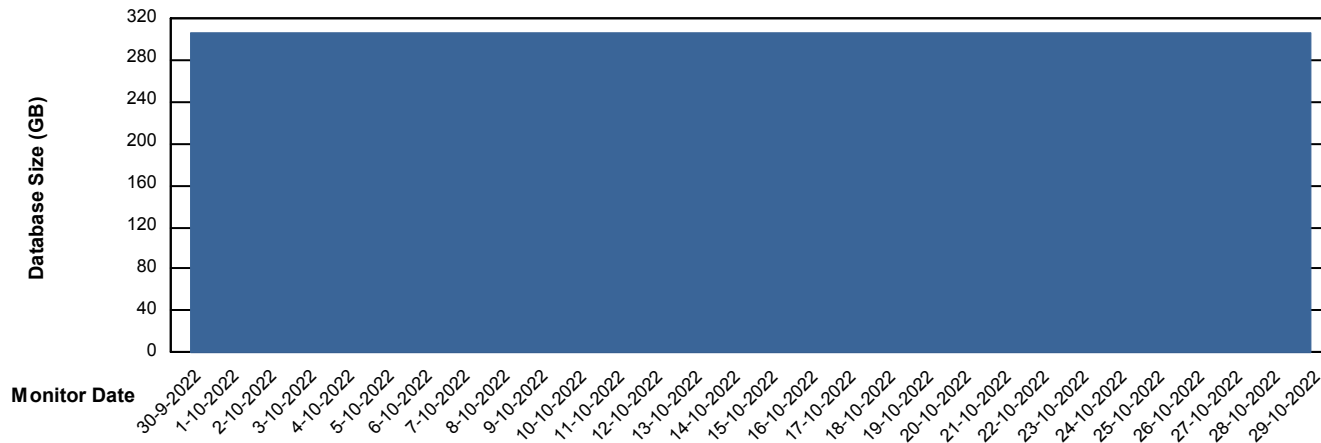
DATABASE SIZE PHSDB\_Production

### Database growth over last month



DATABASE SIZE PHSDB\_Test

### Database growth over last month



# Weekly SLA Customer Report

Customer PHS\_Production  
Database ID 47



## Database Tablespace PHSDB\_Production

Date	Tablespace Name	Filesize (Gb)	Usedsize (Gb)	Percentage free
29-10-2022	ABSDATA	137	112	18
	INDX	203	167	18
28-10-2022	ABSDATA	137	112	18
	INDX	203	167	18
27-10-2022	ABSDATA	137	112	18
	INDX	203	167	18
26-10-2022	ABSDATA	137	112	18
	INDX	203	167	18
25-10-2022	ABSDATA	137	112	18
	INDX	203	167	18
24-10-2022	ABSDATA	137	112	18
	INDX	203	167	18
23-10-2022	ABSDATA	137	111	18
	INDX	203	167	18

# Weekly SLA Customer Report

Customer PHS\_Production  
Database ID 47



Database Tablespace PHSDB\_Test

Date	Tablespace Name	Filesize (Gb)	Usedsize (Gb)	Percentage free
29-10-2022	ABSDATA	144	110	24
	INDX	192	146	24
28-10-2022	ABSDATA	144	110	24
	INDX	192	146	24
27-10-2022	ABSDATA	144	110	24
	INDX	192	146	24
26-10-2022	ABSDATA	144	110	24
	INDX	192	146	24
25-10-2022	ABSDATA	144	110	24
	INDX	192	146	24
24-10-2022	ABSDATA	144	110	24
	INDX	192	146	24
23-10-2022	ABSDATA	144	110	24
	INDX	192	146	24

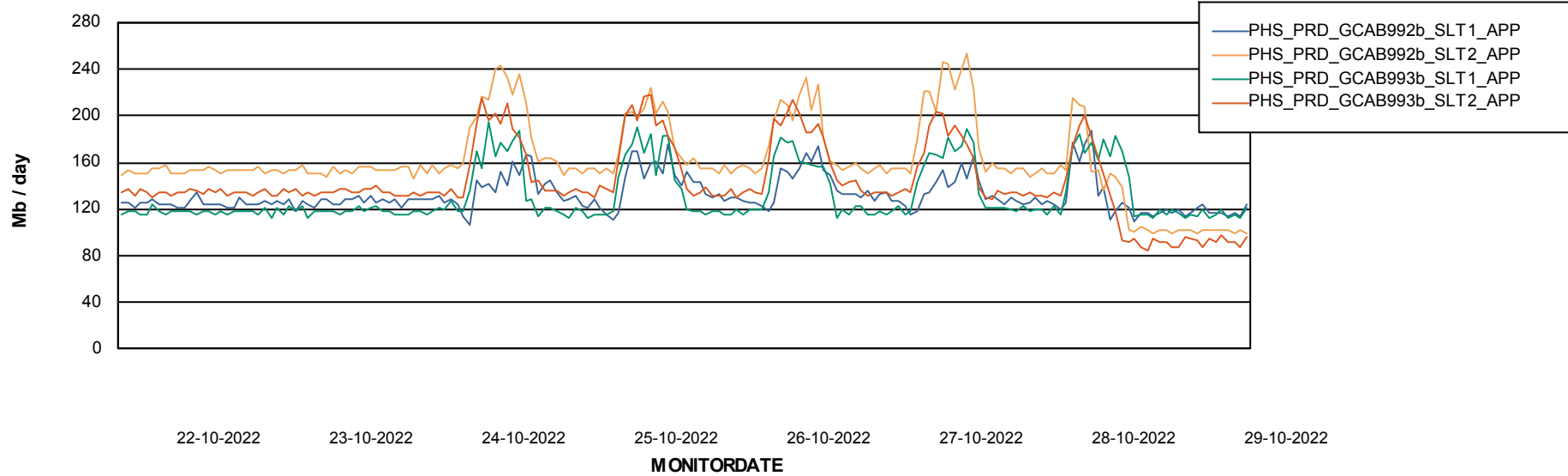
# Weekly SLA Customer Report

Customer PHS\_Production  
Database ID 47

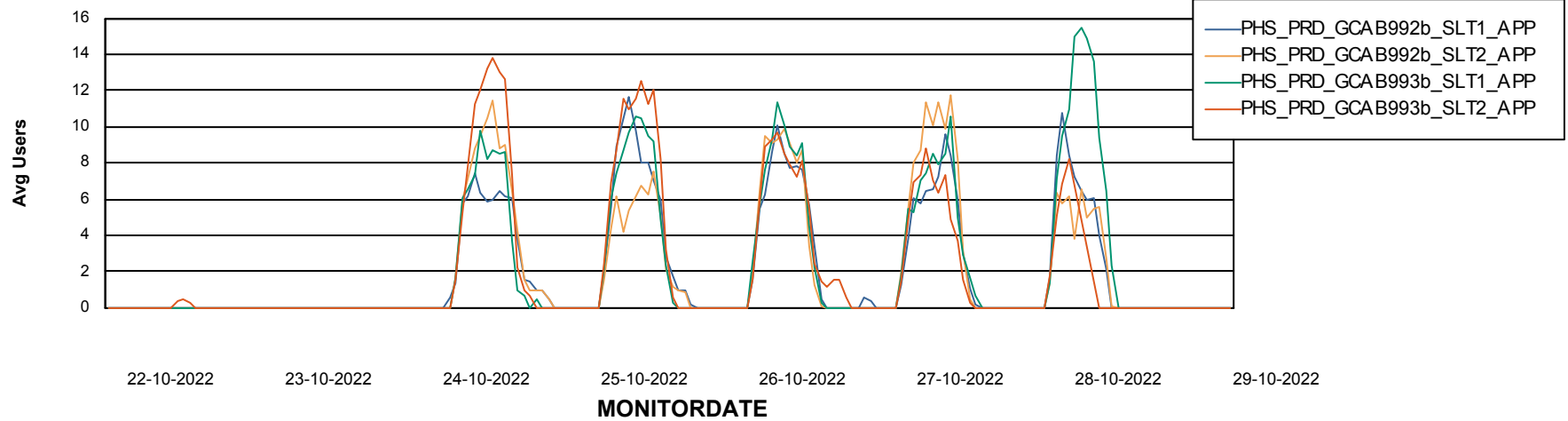


## ABSSolute Application Server Services

### Avg memory used per ABS Server Service



### Avg users per day per ABS server



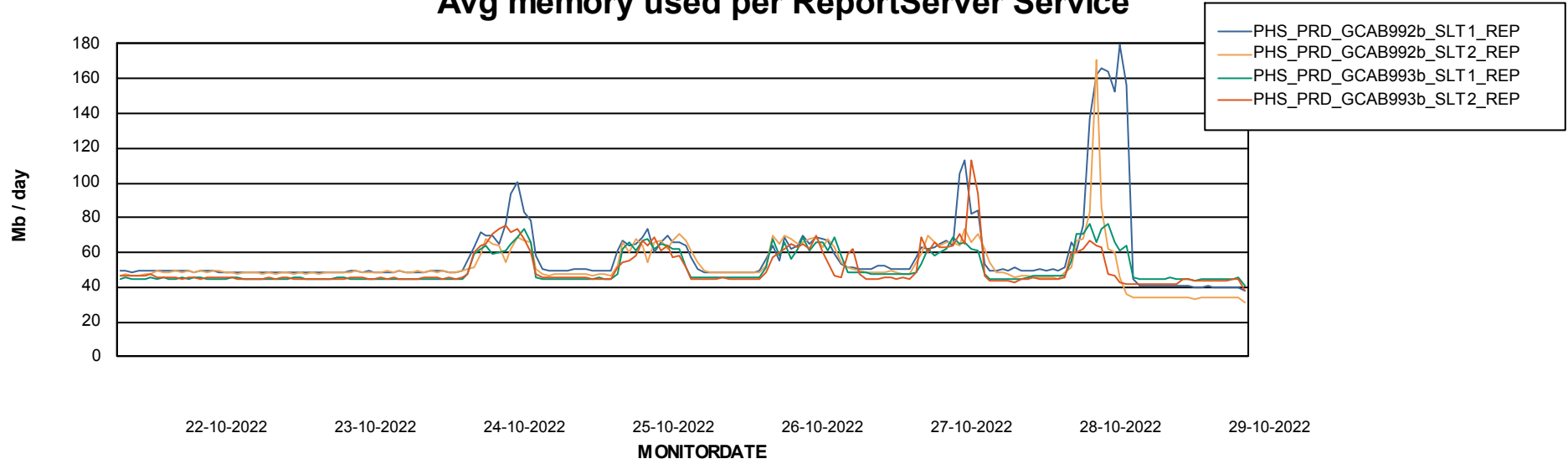
# Weekly SLA Customer Report

Customer PHS\_Production  
Database ID 47



## ABSSolute Application ReportServer Services

### Avg memory used per ReportServer Service



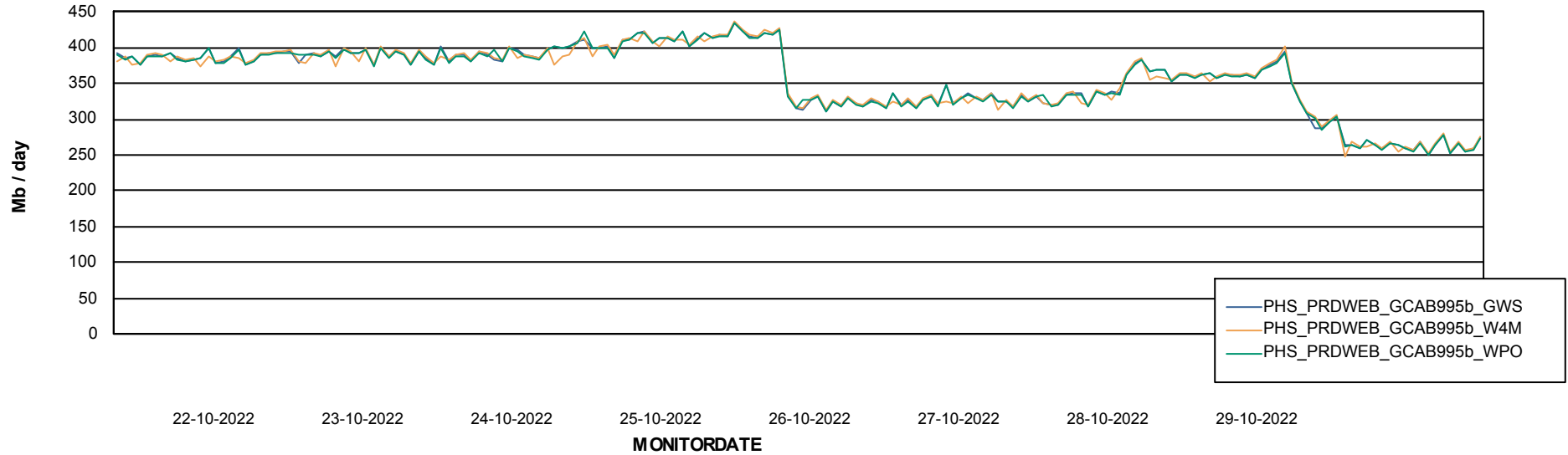
# Weekly SLA Customer Report

Customer PHS\_Production  
Database ID 47



## ABSSolute Web Component Services

### Avg memory used per ABS Web component



# Weekly SLA Customer Report

Customer PHS\_Production  
Database ID 47



## Disaster per ABS component

