

# Weekly SLA Customer Report

Customer LLG\_Production  
Database ID 53



## Harddisk Usage LLG\_PRD\_APP01

	Free disk space on C: (%)	Total disk space on C: (Gb)	Used disk space on C: (Gb)	Free disk space on D: (%)	Total disk space on D: (Gb)	Used disk space on D: (Gb)
29-10-2022	22	200	157	95	200	9
28-10-2022	22	200	157	95	200	9
27-10-2022	22	200	157	95	200	9
26-10-2022	22	200	157	95	200	9
25-10-2022	22	200	157	95	200	9
24-10-2022	22	200	157	95	200	9
23-10-2022	22	200	157	95	200	9

## Harddisk Usage LLG\_PRD\_APP02

	Free disk space on C: (%)	Total disk space on C: (Gb)	Used disk space on C: (Gb)	Free disk space on D: (%)	Total disk space on D: (Gb)	Used disk space on D: (Gb)
29-10-2022	58	200	84	92	200	17
28-10-2022	58	200	84	92	200	17
27-10-2022	58	200	84	92	200	17
26-10-2022	58	200	84	92	200	17
25-10-2022	58	200	84	92	200	17
24-10-2022	58	200	84	92	200	17
23-10-2022	58	200	84	92	200	17

# Weekly SLA Customer Report

Customer LLG\_Production  
Database ID 53



## Harddisk Usage LLG\_PRD\_BI02

	Free disk space on C: (%)	Total disk space on C: (Gb)	Used disk space on C: (Gb)	Free disk space on D: (%)	Total disk space on D: (Gb)	Used disk space on D: (Gb)
29-10-2022	58	150	62	50	685	339
28-10-2022	58	150	62	51	685	336
27-10-2022	58	150	62	51	685	336
26-10-2022	58	150	62	51	685	336
25-10-2022	58	150	62	51	685	336
24-10-2022	58	150	62	51	685	336
23-10-2022	58	150	62	51	685	336

## Harddisk Usage LLG\_PRD\_ORS01

	Free disk space on C: (%)	Total disk space on C: (Gb)	Used disk space on C: (Gb)	Free disk space on D: (%)	Total disk space on D: (Gb)	Used disk space on D: (Gb)	Free disk space on E: (%)	Total disk space on E: (Gb)	Used disk space on E: (Gb)
29-10-2022	83	279	46	54	928	425	41	749	439
28-10-2022	83	279	46	54	928	425	40	749	447
27-10-2022	83	279	46	54	928	425	41	749	440
26-10-2022	83	279	46	54	928	425	46	749	405
25-10-2022	83	279	46	54	928	425	40	749	449
24-10-2022	83	279	46	54	928	425	36	749	478
23-10-2022	83	279	46	54	928	424	47	749	398

# Weekly SLA Customer Report

Customer LLG\_Production  
Database ID 53



## Harddisk Usage LLG\_PRD\_ORSO2

	Free disk space on C: (%)	Total disk space on C: (Gb)	Used disk space on C: (Gb)	Free disk space on D: (%)	Total disk space on D: (Gb)	Used disk space on D: (Gb)	Free disk space on E: (%)	Total disk space on E: (Gb)	Used disk space on E: (Gb)
29-10-2022	87	279	36	88	1,117	131	93	559	38
28-10-2022	87	279	36	88	1,117	131	93	559	38
27-10-2022	87	279	36	88	1,117	131	93	559	38
26-10-2022	87	279	36	88	1,117	131	93	559	38
25-10-2022	87	279	36	88	1,117	131	93	559	38
24-10-2022	87	279	36	88	1,117	131	93	559	38
23-10-2022	87	279	36	88	1,117	131	93	559	38

## Harddisk Usage LLG\_PRD\_TS2

	Free disk space on C: (%)	Total disk space on C: (Gb)	Used disk space on C: (Gb)	Free disk space on D: (%)	Total disk space on D: (Gb)	Used disk space on D: (Gb)	Free disk space on E: (%)	Total disk space on E: (Gb)	Used disk space on E: (Gb)
29-10-2022	23	279	215	60	993	398	56	684	303
28-10-2022	23	279	215	60	993	398	56	684	303
27-10-2022	23	279	215	60	993	398	56	684	303
26-10-2022	23	279	215	60	993	398	56	684	303
25-10-2022	23	279	215	60	993	398	56	684	304
24-10-2022	23	279	215	60	993	397	48	684	357
23-10-2022	23	279	215	60	993	397	56	684	304

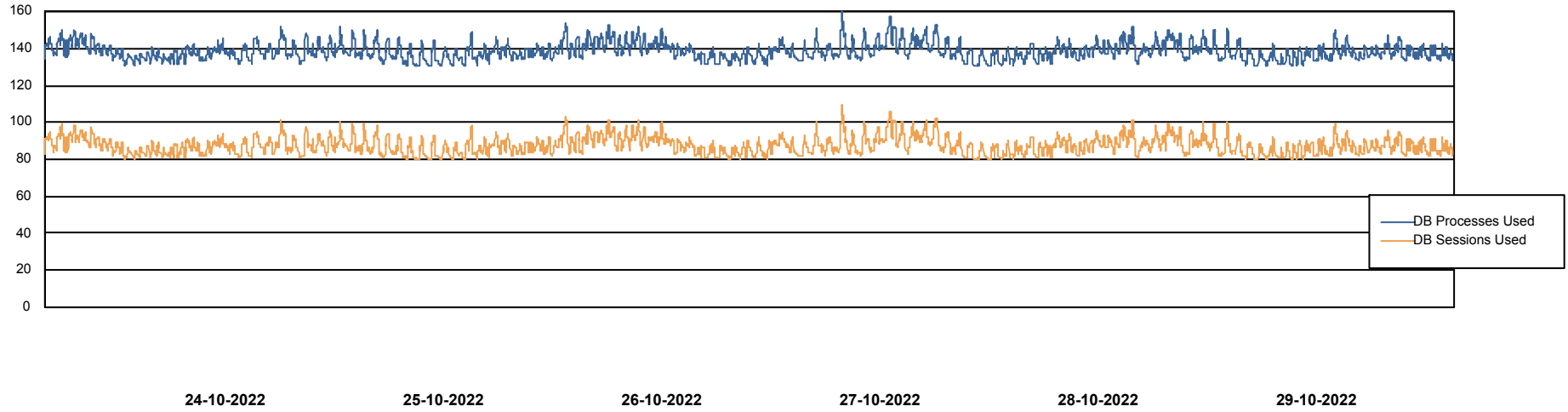
# Weekly SLA Customer Report

Customer LLG\_Production  
Database ID 53



## Database Performance LLGDB\_Production

DB Processes Max 4  
DB Sessions Max 300



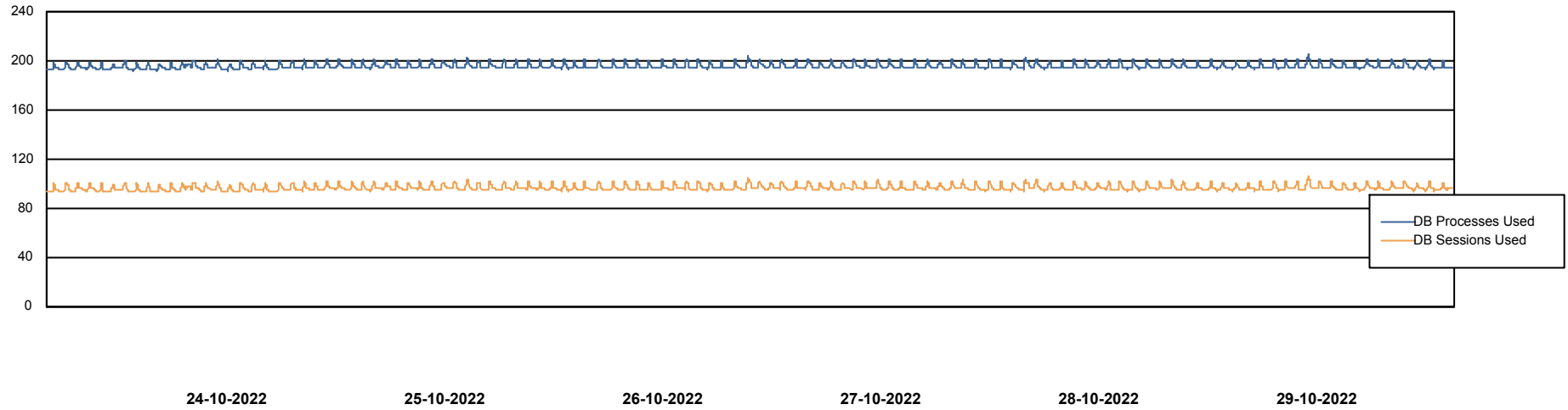
# Weekly SLA Customer Report

Customer LLG\_Production  
Database ID 53



## Database Performance LLGDB\_Standby\_TS2

DB Processes Max 300  
DB Processes Max 0  
DB Processes Max 4



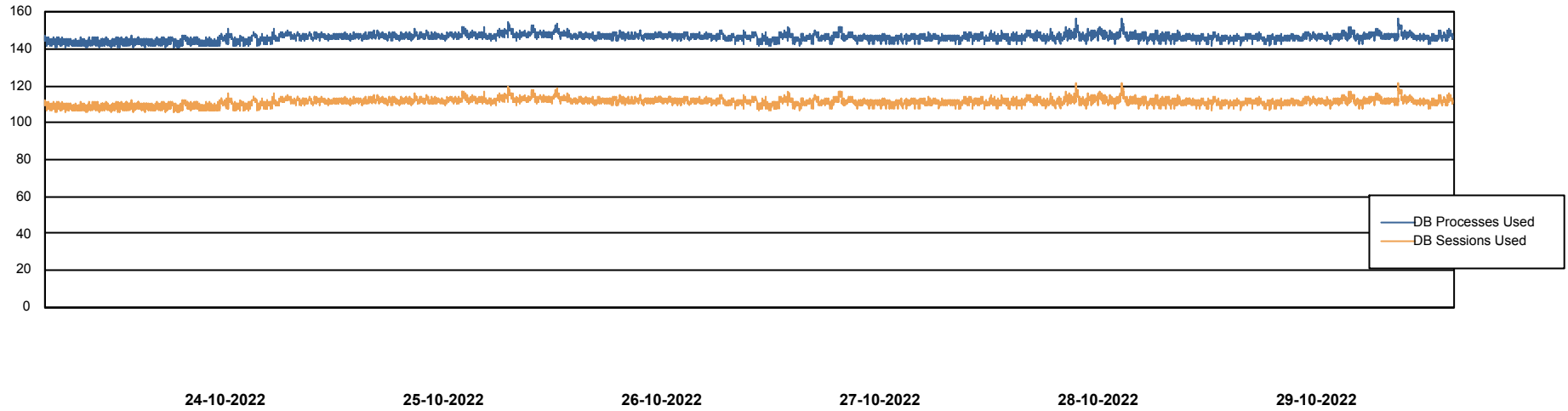
# Weekly SLA Customer Report

Customer LLG\_Production  
Database ID 53



Database Performance LLGDBBI\_Production

DB Processes Max 1,000



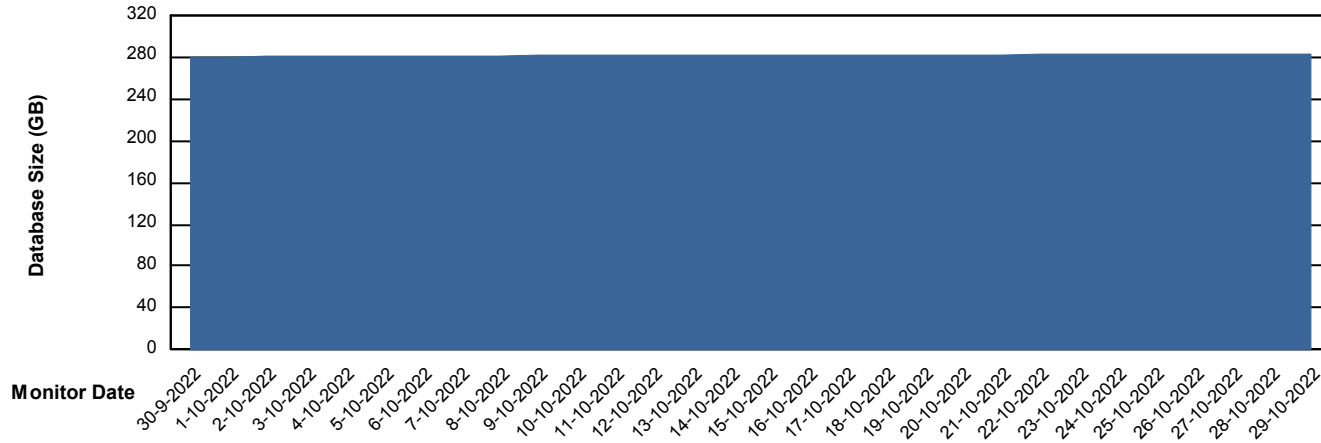
# Weekly SLA Customer Report

Customer LLG\_Production  
Database ID 53



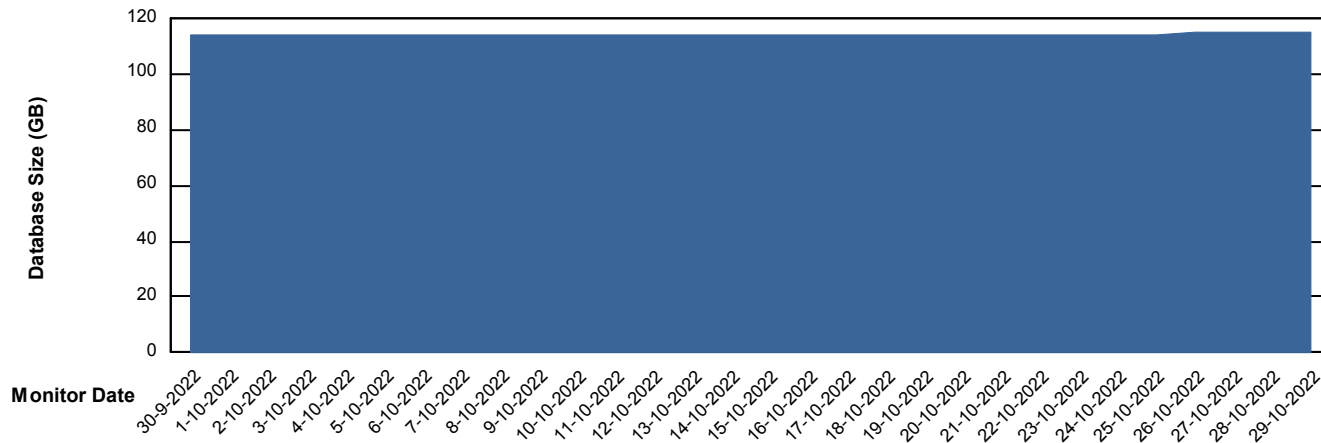
DATABASE SIZE LLGDB\_Production

### Database growth over last month



DATABASE SIZE LLGDBBI\_Production

### Database growth over last month



# Weekly SLA Customer Report

Customer LLG\_Production  
Database ID 53



## Database Tablespace LLGDB\_Production

Date	Tablespace Name	Filesize (Gb)	Usedsize (Gb)	Percentage free
29-10-2022	ABSDATA	178	112	37
	INDX	192	161	16
28-10-2022	ABSDATA	178	112	37
	INDX	192	161	16
27-10-2022	ABSDATA	178	112	37
	INDX	192	161	16
26-10-2022	ABSDATA	178	112	37
	INDX	192	161	16
25-10-2022	ABSDATA	178	112	37
	INDX	192	161	16
24-10-2022	ABSDATA	178	112	37
	INDX	192	161	16
23-10-2022	ABSDATA	178	112	37
	INDX	191	161	16

# Weekly SLA Customer Report

Customer LLG\_Production  
 Database ID 53



Database Tablespace LLGDBBI\_Production

Date	Tablespace Name	Filesize (Gb)	Usedsize (Gb)	Percentage free
29-10-2022	ABSDATA	100	51	49
	INDX	120	57	53
28-10-2022	ABSDATA	100	51	49
	INDX	120	57	53
27-10-2022	ABSDATA	100	51	49
	INDX	120	57	53
26-10-2022	ABSDATA	100	51	49
	INDX	120	57	53
25-10-2022	ABSDATA	100	51	49
	INDX	120	57	53
24-10-2022	ABSDATA	100	51	49
	INDX	120	57	53
23-10-2022	ABSDATA	100	51	49
	INDX	120	57	53

BI Status and last ETL error for LLGDBBI\_Production

	ma 24/10/2022	di 25/10/2022	wo 26/10/2022	do 27/10/2022	vr 28/10/2022	za 29/10/2022
<b>ABS DataWarehouse ETL Health</b>	OK	OK	OK	OK	OK	OK
<b>ABS DWHStaging ETL Health</b>	OK	OK	OK	OK	OK	OK

# Weekly SLA Customer Report

Customer LLG\_Production  
Database ID 53



BI last ETL error for	LLGDBBI_Production
vr, 28-10-2022	None
zo, 23-10-2022	None
zo, 23-10-2022	None
ma, 24-10-2022	None
di, 25-10-2022	None
wo, 26-10-2022	None
wo, 26-10-2022	None
vr, 28-10-2022	None
do, 27-10-2022	None
di, 25-10-2022	None
ma, 24-10-2022	None
za, 29-10-2022	None
do, 27-10-2022	None
za, 29-10-2022	None

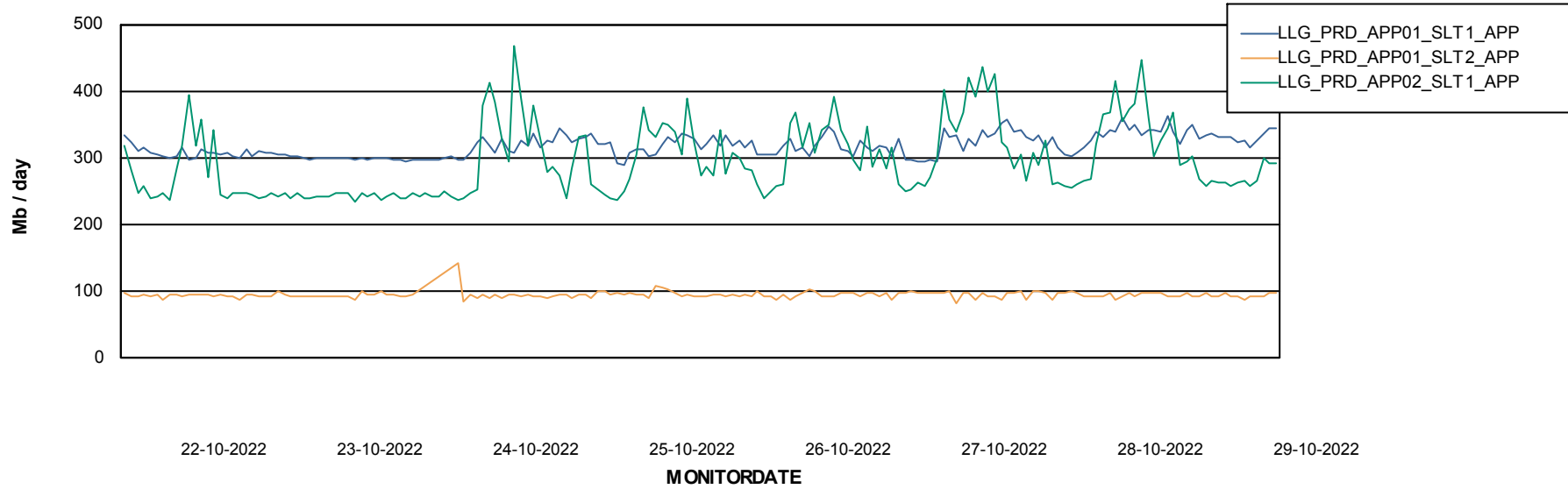
# Weekly SLA Customer Report

Customer LLG\_Production  
Database ID 53



## ABSSolute Application Server Services

### Avg memory used per ABS Server Service



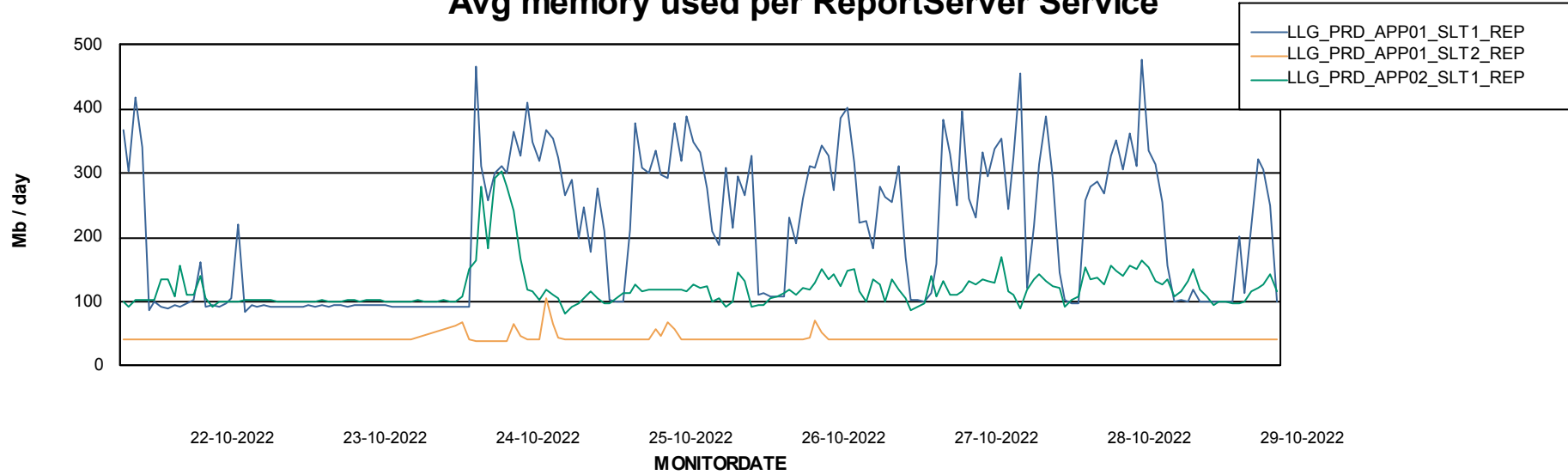
# Weekly SLA Customer Report

Customer LLG\_Production  
Database ID 53

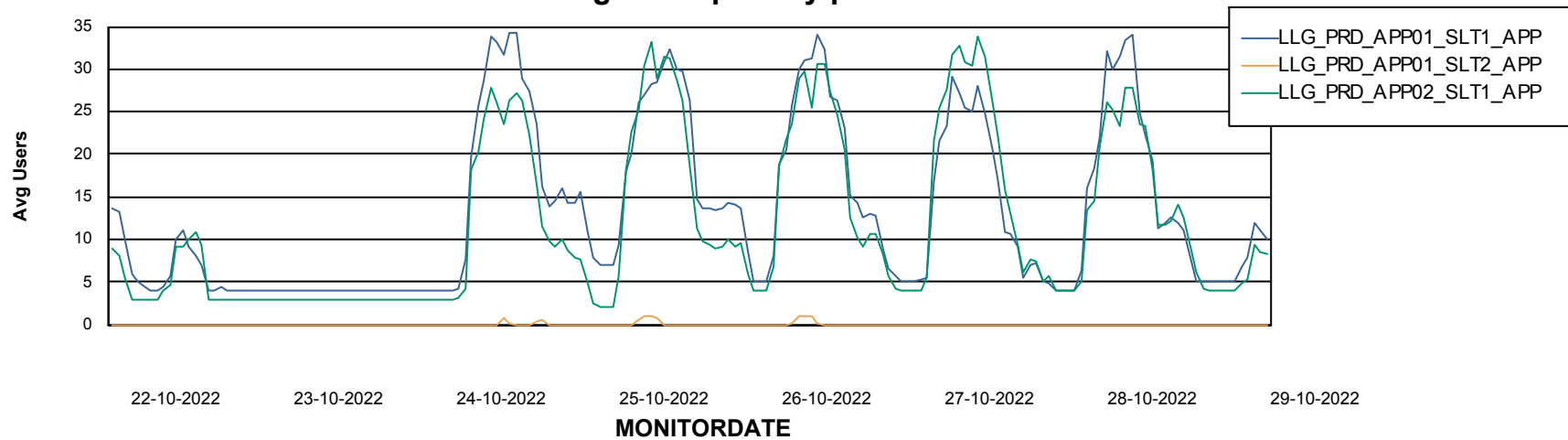


## ABSSolute Application Server Services

### Avg memory used per ReportServer Service



### Avg users per day per ABS server



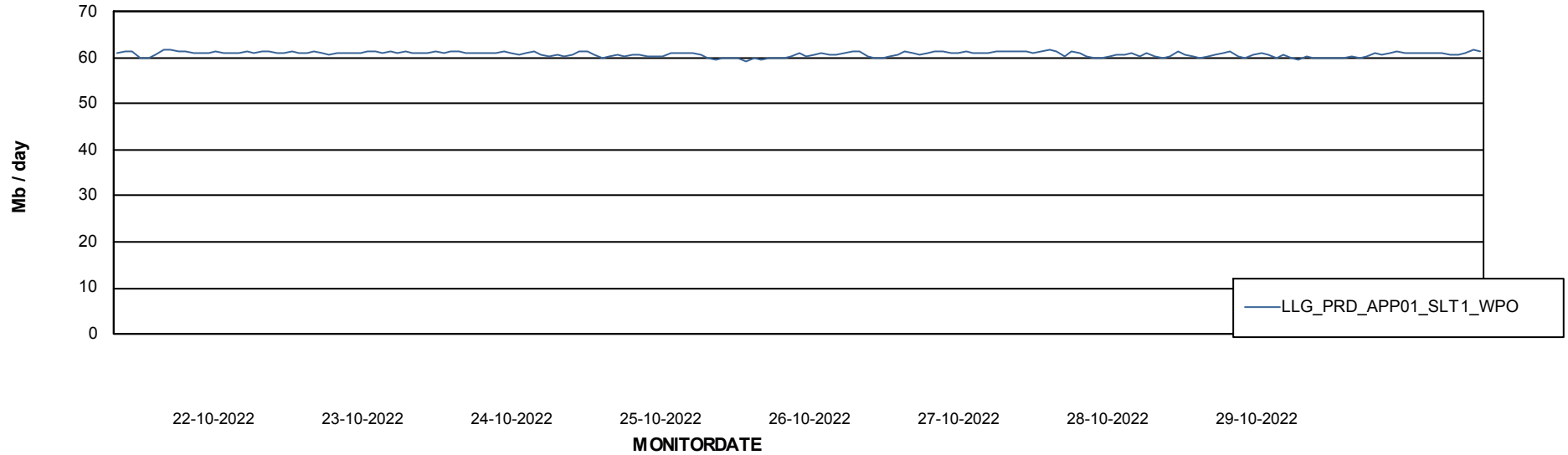
# Weekly SLA Customer Report

Customer LLG\_Production  
Database ID 53



## ABSSolute Application Server Services

### Avg memory used per ABS Web component



# Weekly SLA Customer Report

Customer LLG\_Production  
Database ID 53



## Disaster per ABS component

