

Weekly SLA Customer Report

Customer SNG_Production
 Database ID 70



Harddisk Usage SNG_PRD_ORACLE1

	Free disk space on / (%)	Total disk space on / (Gb)	Used disk space on / (Gb)	Used disk space on /boot (Gb)	Free disk space on /home (%)	Total disk space on /home (Gb)	Used disk space on /home (Gb)	Free disk space on /u01 (%)	Total disk space on /u01 (Gb)	Used disk space on /u01 (Gb)
22-10-2022	41	550	326	0	100	561	0	86	150	22
21-10-2022	41	550	326	0	100	561	0	86	150	22
20-10-2022	41	550	326	0	100	561	0	86	150	22
19-10-2022	41	550	326	0	100	561	0	86	150	21
18-10-2022	41	550	326	0	100	561	0	86	150	21
17-10-2022	41	550	326	0	100	561	0	86	150	21
16-10-2022	41	550	326	0	100	561	0	86	150	21

Harddisk Usage SNG_PRD_SVR1_ABSAPP1

	Free disk space on C: (%)	Total disk space on C: (Gb)	Used disk space on C: (Gb)	Free disk space on D: (%)	Total disk space on D: (Gb)	Used disk space on D: (Gb)	Free disk space on Z: (%)	Total disk space on Z: (Gb)	Used disk space on Z: (Gb)
22-10-2022	24	40	30	56	80	35	0	5	5
21-10-2022	24	40	30	56	80	35	0	5	5
20-10-2022	24	40	30	56	80	35	0	5	5
19-10-2022	24	40	30	56	80	35	0	5	5
18-10-2022	24	40	30	56	80	35	0	5	5
17-10-2022	24	40	30	57	80	35	0	5	5
16-10-2022	22	40	31	57	80	35	0	5	5

Weekly SLA Customer Report

Customer SNG_Production
 Database ID 70



Harddisk Usage SNG_PRD_SVR1_ABSWEB1

	Free disk space on C: (%)	Total disk space on C: (Gb)	Used disk space on C: (Gb)	Free disk space on D: (%)	Total disk space on D: (Gb)	Used disk space on D: (Gb)
22-10-2022	30	40	28	0	5	5
21-10-2022	31	40	28	0	5	5
20-10-2022	31	40	27	0	5	5
19-10-2022	32	40	27	0	5	5
18-10-2022	32	40	27	0	5	5
17-10-2022	32	40	27	0	5	5
16-10-2022	30	40	28	0	5	5

Harddisk Usage SNG_PRD_SVR1_ABSWEB2

	Free disk space on C: (%)	Total disk space on C: (Gb)	Used disk space on C: (Gb)	Free disk space on D: (%)	Total disk space on D: (Gb)	Used disk space on D: (Gb)
22-10-2022	36	40	25	0	5	5
21-10-2022	35	40	26	0	5	5
20-10-2022	35	40	26	0	5	5
19-10-2022	33	40	27	0	5	5
18-10-2022	29	40	28	0	5	5
17-10-2022	29	40	28	0	5	5
16-10-2022	30	40	28	0	5	5

Weekly SLA Customer Report

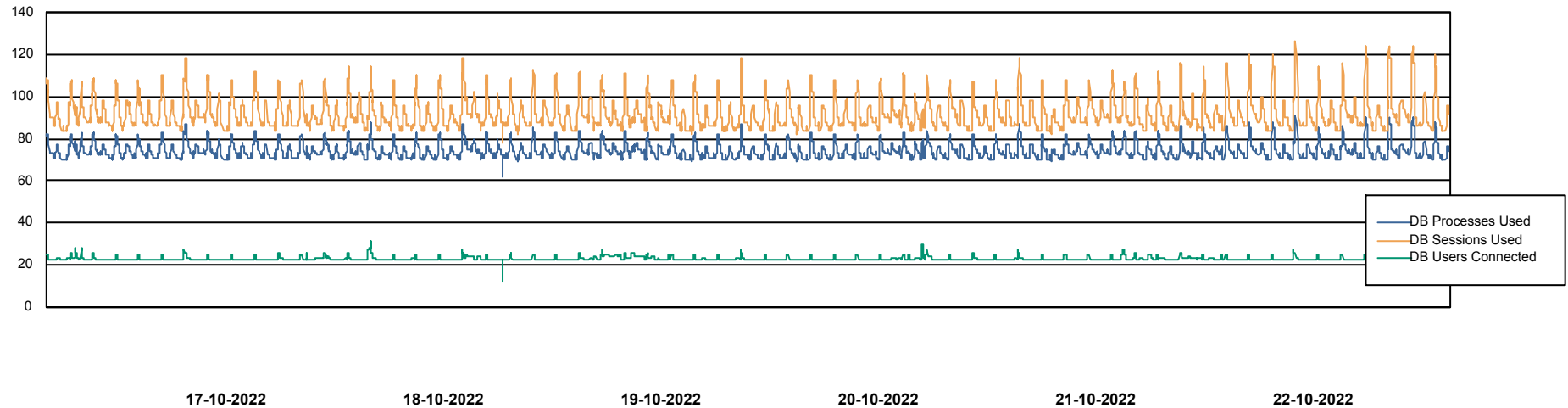
Customer SNG_Production
 Database ID 70



Harddisk Usage SNG_PRD_SVR2_ABSAPP2

	Free disk space on C: (%)	Total disk space on C: (Gb)	Used disk space on C: (Gb)	Free disk space on D: (%)	Total disk space on D: (Gb)	Used disk space on D: (Gb)	Free disk space on Z: (%)	Total disk space on Z: (Gb)	Used disk space on Z: (Gb)
22-10-2022	31	40	27	92	80	6	0	5	5
21-10-2022	30	40	28	92	80	6	0	5	5
20-10-2022	29	40	28	92	80	6	0	5	5
19-10-2022	29	40	28	92	80	6	0	5	5
18-10-2022	30	40	28	92	80	6	0	5	5
17-10-2022	30	40	28	92	80	6	0	5	5
16-10-2022	30	40	28	92	80	6	0	5	5

Database Performance SNG_PRD_ORACLE1



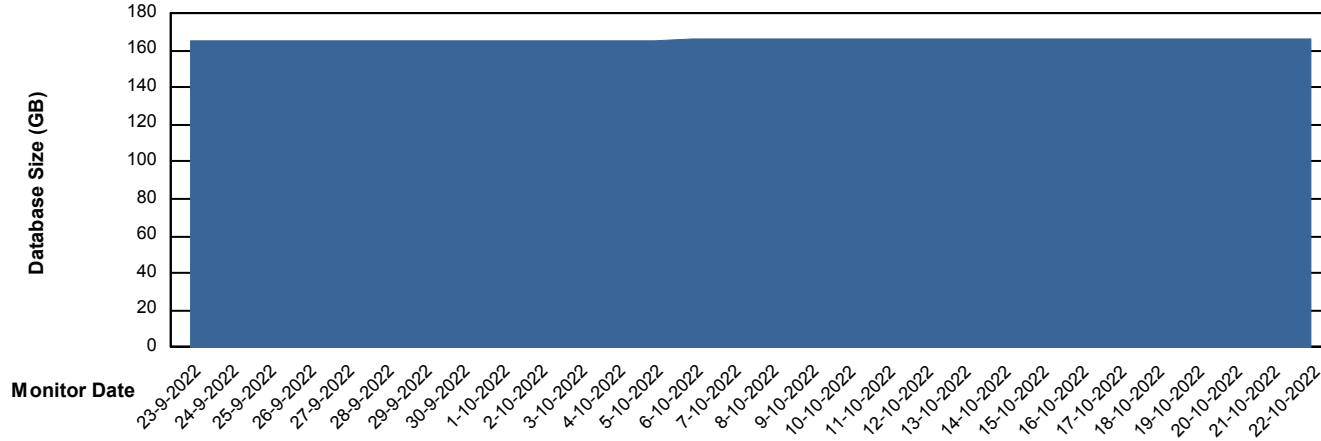
Weekly SLA Customer Report

Customer SNG_Production
 Database ID 70



DATABASE SIZE SNG_PRD_ORACLE1

Database growth over last month



Database Tablespace SNG_PRD_ORACLE1

Date	Tablespace Name	Filesize (Gb)	Usedsize (Gb)	Percentage free
22-10-2022	ABSDATA	48	36	25
	INDX	115	96	17
21-10-2022	ABSDATA	48	36	25
	INDX	115	96	17
20-10-2022	ABSDATA	48	36	25
	INDX	115	96	17
19-10-2022	ABSDATA	48	36	25
	INDX	115	96	17
18-10-2022	ABSDATA	48	36	25
	INDX	115	96	17
17-10-2022	ABSDATA	48	36	25
	INDX	115	96	17
16-10-2022	ABSDATA	48	36	25
	INDX	115	96	17

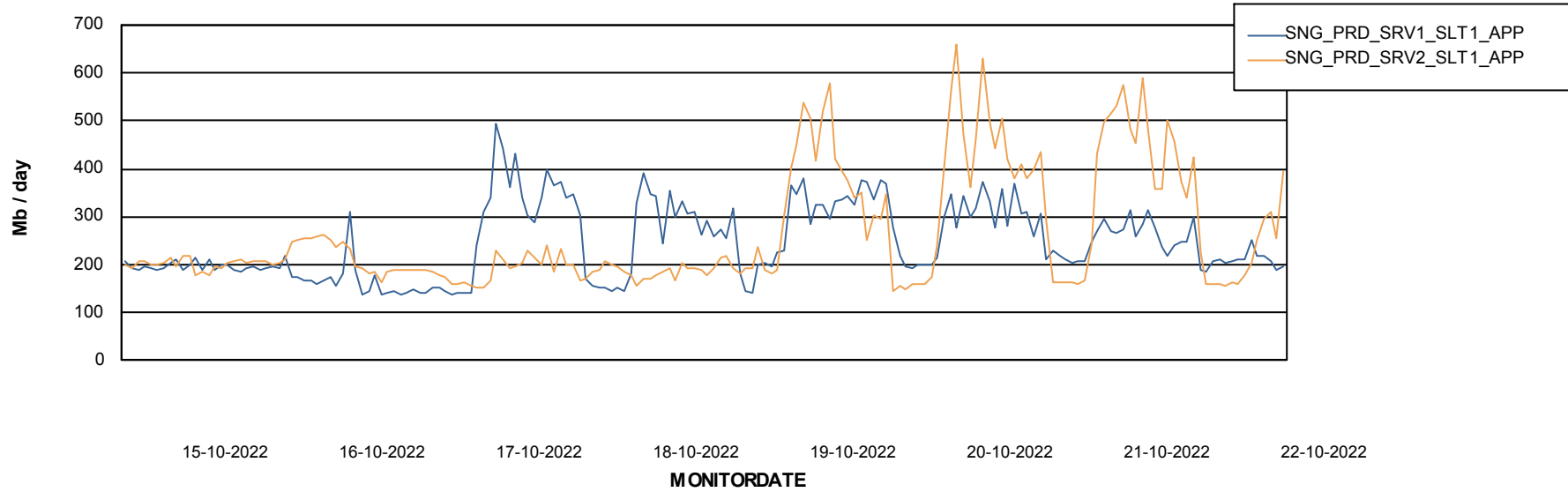
Weekly SLA Customer Report

Customer SNG_Production
Database ID 70

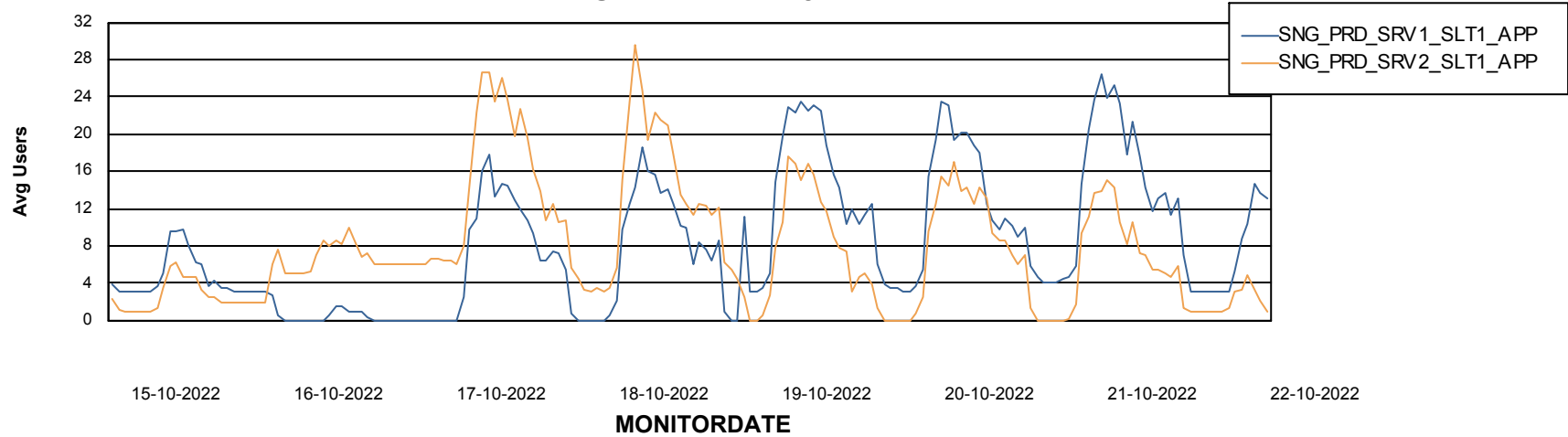


ABSolute Application Server Services

Avg memory used per ABS Server Service



Avg users per day per ABS server



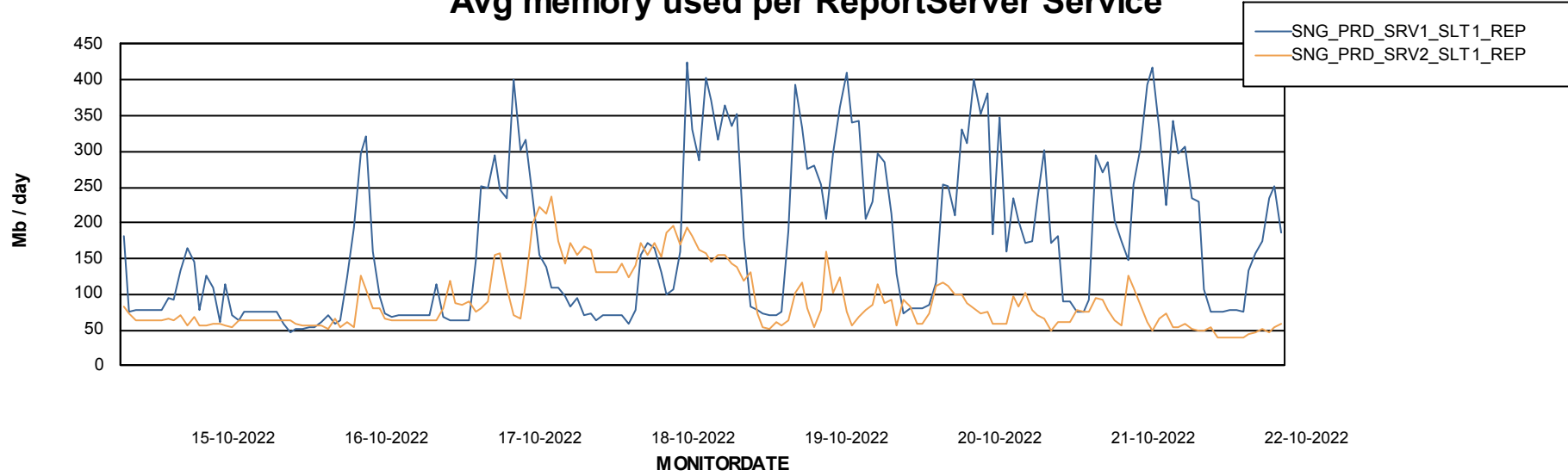
Weekly SLA Customer Report

Customer SNG_Production
Database ID 70



ABSSolute Application ReportServer Services

Avg memory used per ReportServer Service



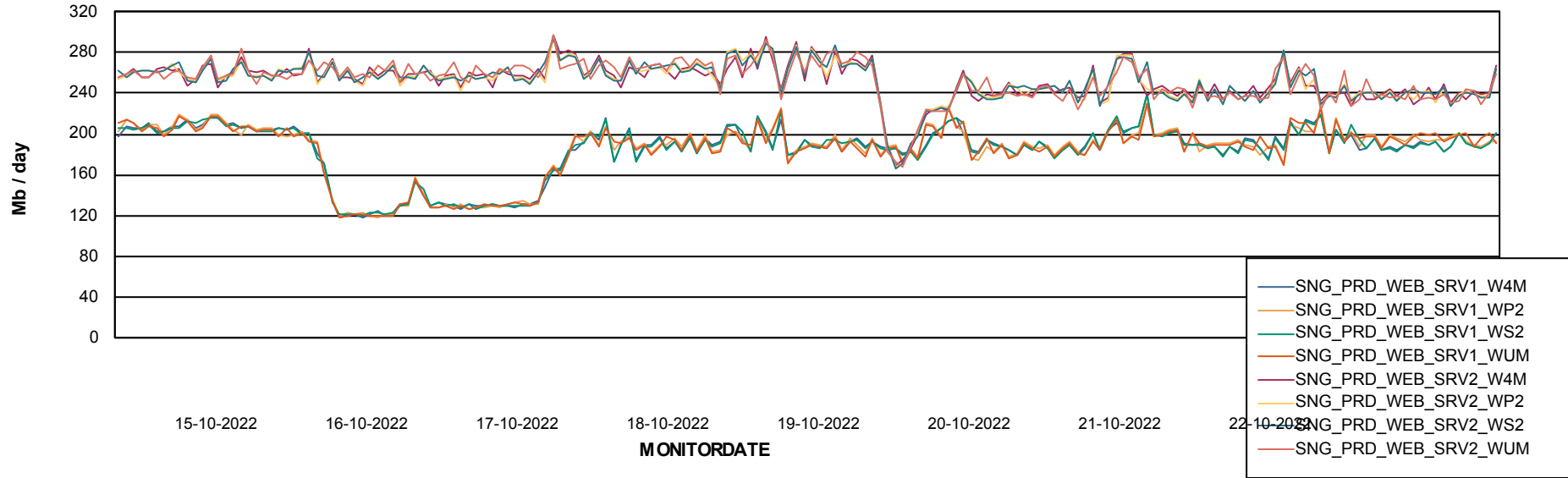
Weekly SLA Customer Report

Customer SNG_Production
Database ID 70



ABSSolute Web Component Services

Avg memory used per ABS Web component



Weekly SLA Customer Report

Customer SNG_Production
Database ID 70



Disaster per ABS component

