

Weekly SLA Customer Report

Customer PHS_Production
 Database ID 47



Harddisk Usage PHS_PRD_GCAB992b

	Free disk space on C: (%)	Total disk space on C: (Gb)	Used disk space on C: (Gb)	Free disk space on D: (%)	Total disk space on D: (Gb)	Used disk space on D: (Gb)	Free disk space on E: (%)	Total disk space on E: (Gb)	Used disk space on E: (Gb)
22-10-2022	33	99	66	20	600	478	72	200	57
21-10-2022	33	99	66	20	600	482	76	200	48
20-10-2022	34	99	66	20	600	481	74	200	52
19-10-2022	34	99	66	20	600	480	74	200	51
18-10-2022	34	99	66	20	600	479	75	200	51
17-10-2022	34	99	66	21	600	476	76	200	47
16-10-2022	34	99	66	21	600	477	78	200	45

Harddisk Usage PHS_PRD_GCAB993b

	Free disk space on C: (%)	Total disk space on C: (Gb)	Used disk space on C: (Gb)	Free disk space on D: (%)	Total disk space on D: (Gb)	Used disk space on D: (Gb)	Free disk space on E: (%)	Total disk space on E: (Gb)	Used disk space on E: (Gb)
22-10-2022	45	99	55	34	550	365	76	100	24
21-10-2022	45	99	55	34	550	365	75	100	25
20-10-2022	45	99	55	34	550	365	72	100	28
19-10-2022	45	99	55	34	550	365	72	100	28
18-10-2022	45	99	55	34	550	365	73	100	27
17-10-2022	45	99	55	34	550	365	76	100	24
16-10-2022	45	99	55	34	550	365	79	100	21

Weekly SLA Customer Report

Customer PHS_Production
 Database ID 47



Harddisk Usage PHS_PRD_GCAB994b

	Free disk space on C: (%)	Total disk space on C: (Gb)	Used disk space on C: (Gb)	Free disk space on D: (%)	Total disk space on D: (Gb)	Used disk space on D: (Gb)	Free disk space on E: (%)	Total disk space on E: (Gb)	Used disk space on E: (Gb)
22-10-2022	28	99	71	28	600	433	34	150	99
21-10-2022	28	99	71	28	600	433	34	150	99
20-10-2022	28	99	71	28	600	433	34	150	99
19-10-2022	28	99	71	28	600	433	34	150	99
18-10-2022	28	99	71	28	600	433	34	150	99
17-10-2022	28	99	71	28	600	433	34	150	99
16-10-2022	28	99	71	28	600	433	34	150	99

Harddisk Usage PHS_PRD_GCAB995b

	Free disk space on C: (%)	Total disk space on C: (Gb)	Used disk space on C: (Gb)
22-10-2022	38	49	31
21-10-2022	38	49	31
20-10-2022	38	49	31
19-10-2022	38	49	31
18-10-2022	38	49	31
17-10-2022	38	49	31
16-10-2022	38	49	31

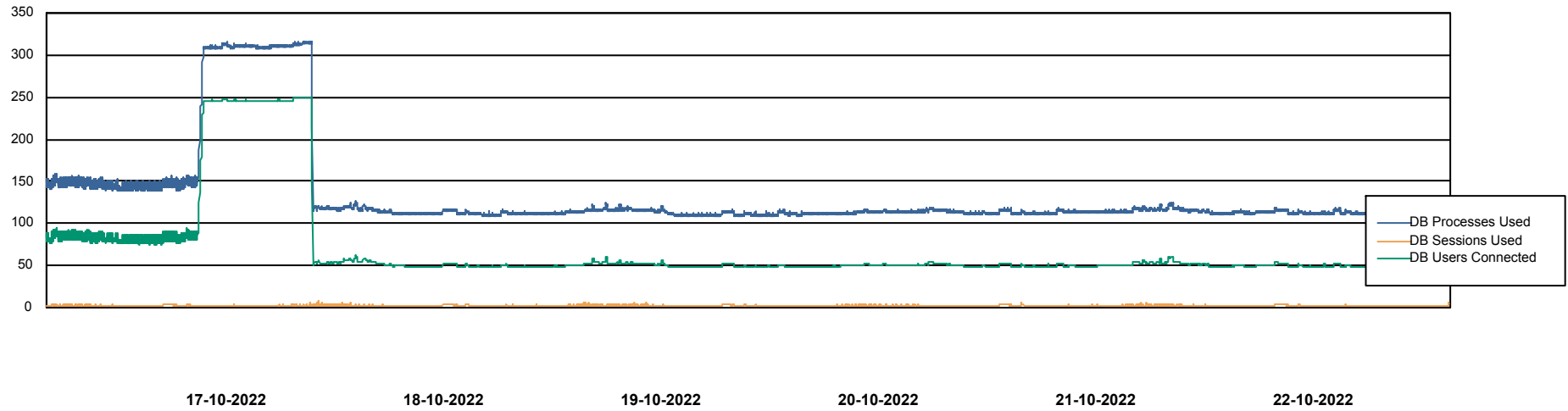
Weekly SLA Customer Report

Customer PHS_Production
Database ID 47



Database Performance PHSDB_Production

DB Processes Max 1,000



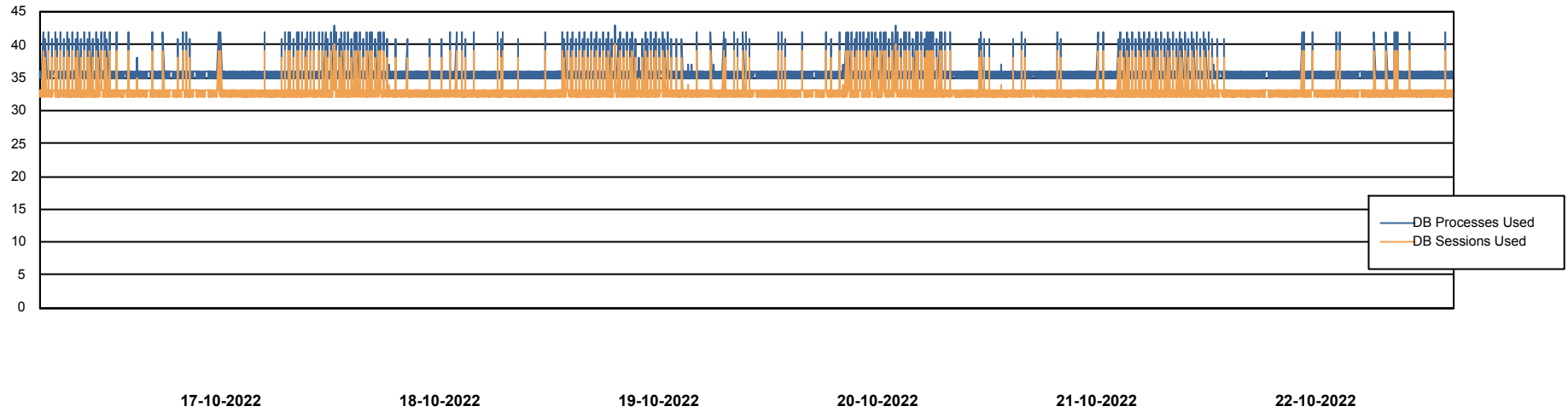
Weekly SLA Customer Report

Customer PHS_Production
Database ID 47



Database Performance PHSDB_Standby

DB Processes Max 1,000



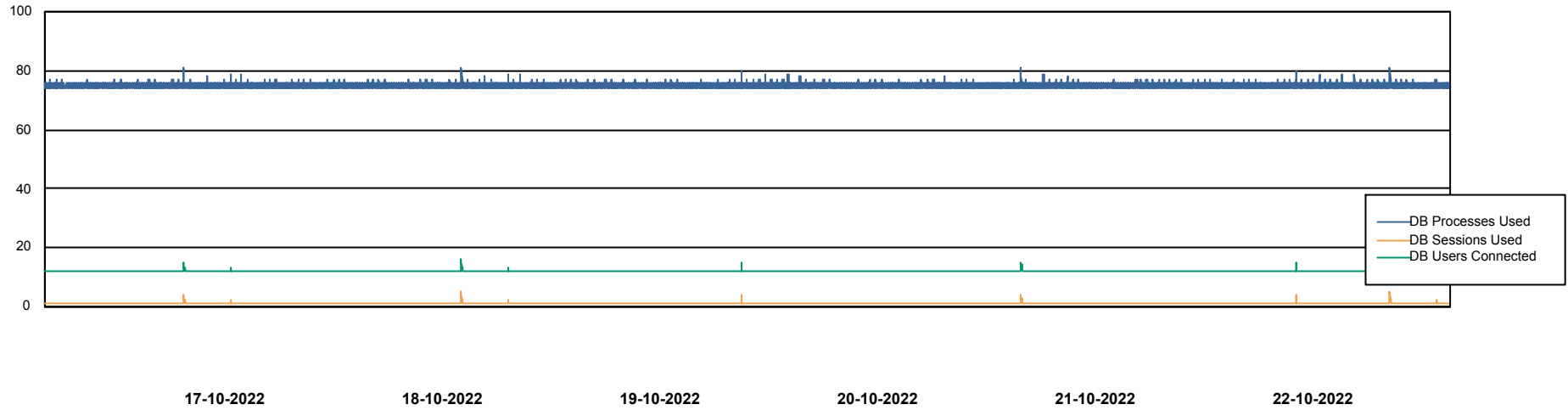
Weekly SLA Customer Report

Customer PHS_Production
Database ID 47



Database Performance PHSDB_Test

DB Processes Max 1,000



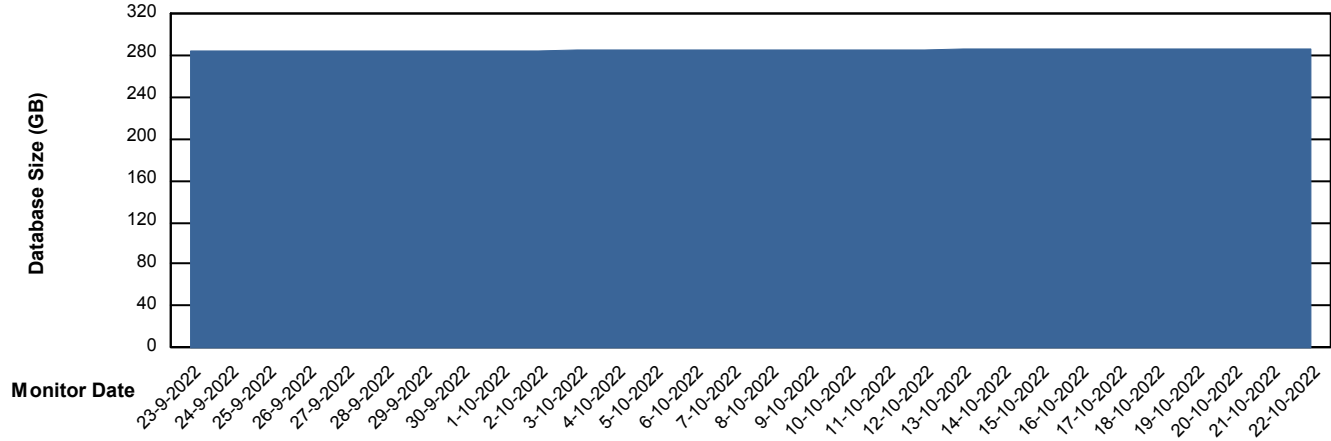
Weekly SLA Customer Report

Customer PHS_Production
Database ID 47



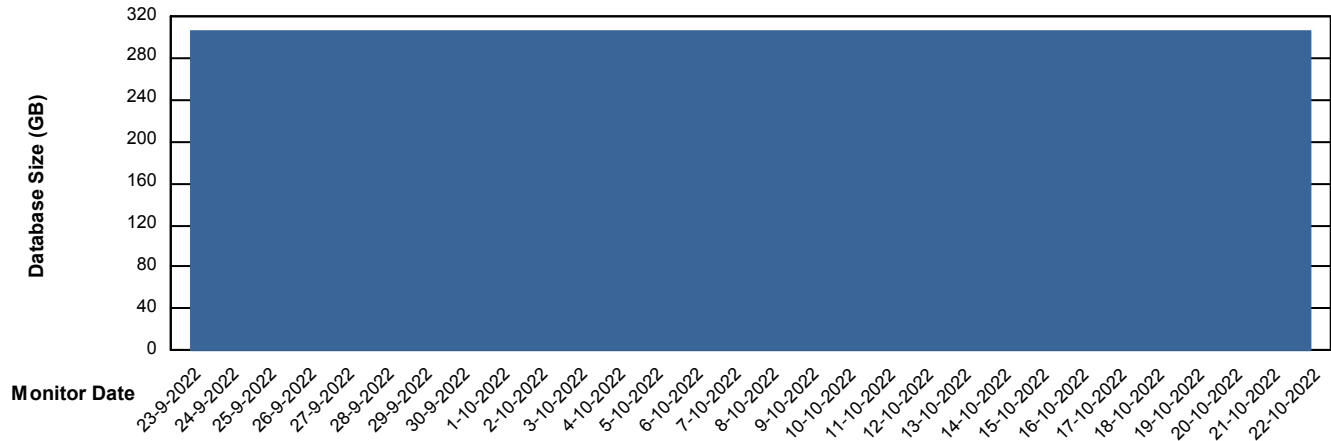
DATABASE SIZE PHSDB_Production

Database growth over last month



DATABASE SIZE PHSDB_Test

Database growth over last month



Weekly SLA Customer Report

Customer PHS_Production
Database ID 47



Database Tablespace PHSDB_Production

Date	Tablespace Name	Filesize (Gb)	Usedsize (Gb)	Percentage free
22-10-2022	ABSDATA	137	111	18
	INDX	203	167	18
21-10-2022	ABSDATA	137	111	18
	INDX	203	167	18
20-10-2022	ABSDATA	137	111	18
	INDX	203	167	18
19-10-2022	ABSDATA	137	111	18
	INDX	203	167	18
18-10-2022	ABSDATA	137	111	18
	INDX	203	167	18
17-10-2022	ABSDATA	137	111	18
	INDX	203	167	18
16-10-2022	ABSDATA	137	111	19
	INDX	203	166	18

Weekly SLA Customer Report

Customer PHS_Production
Database ID 47



Database Tablespace PHSDB_Test

Date	Tablespace Name	Filesize (Gb)	Usedsize (Gb)	Percentage free
22-10-2022	ABSDATA	144	110	24
	INDX	192	146	24
21-10-2022	ABSDATA	144	110	24
	INDX	192	146	24
20-10-2022	ABSDATA	144	110	24
	INDX	192	146	24
19-10-2022	ABSDATA	144	110	24
	INDX	192	146	24
18-10-2022	ABSDATA	144	110	24
	INDX	192	146	24
17-10-2022	ABSDATA	144	110	24
	INDX	192	146	24
16-10-2022	ABSDATA	144	110	24
	INDX	192	146	24

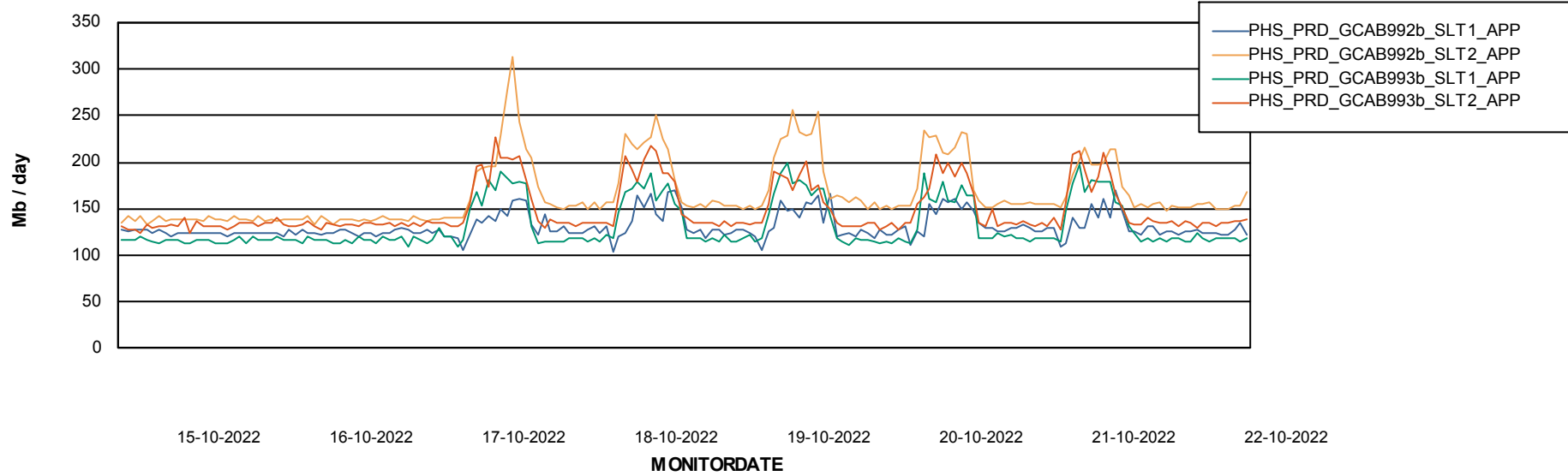
Weekly SLA Customer Report

Customer PHS_Production
Database ID 47

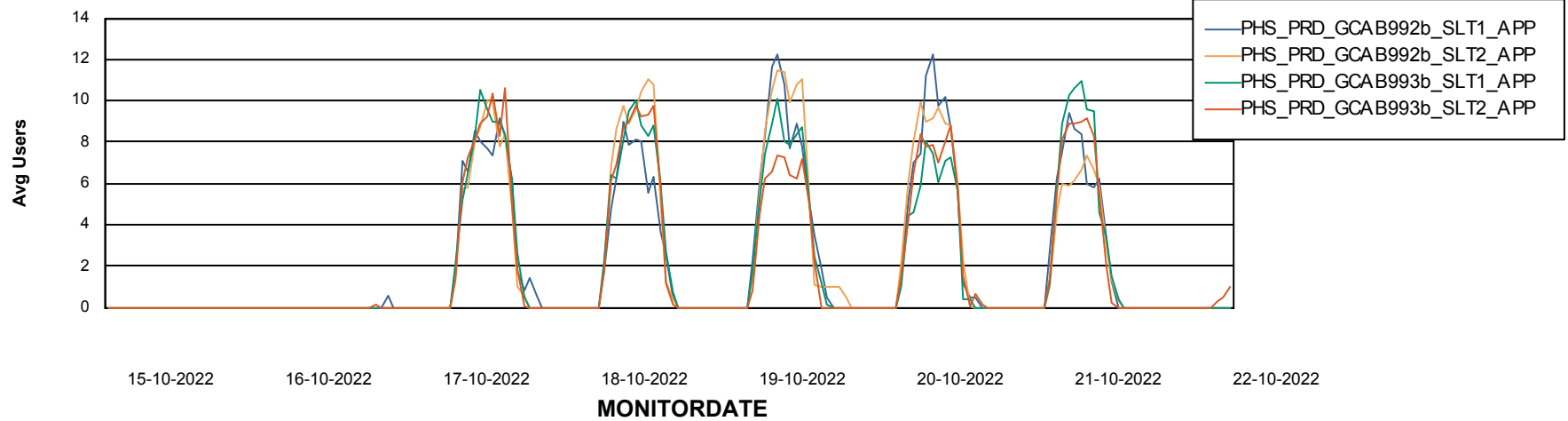


ABSSolute Application Server Services

Avg memory used per ABS Server Service



Avg users per day per ABS server



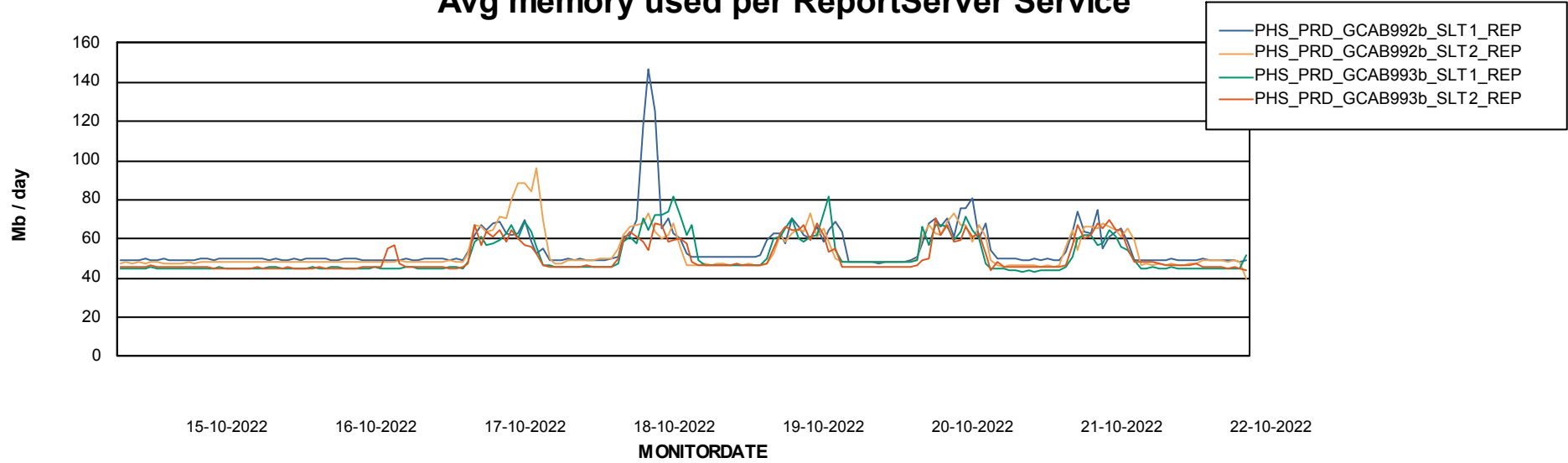
Weekly SLA Customer Report

Customer PHS_Production
Database ID 47



ABSSolute Application ReportServer Services

Avg memory used per ReportServer Service



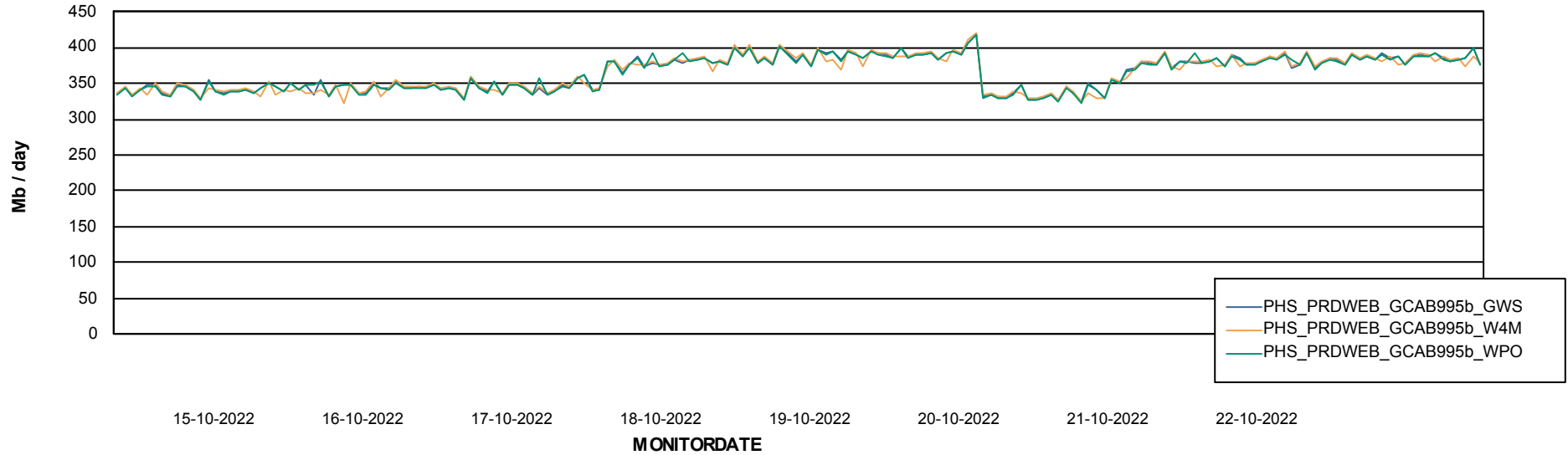
Weekly SLA Customer Report

Customer PHS_Production
Database ID 47



ABSSolute Web Component Services

Avg memory used per ABS Web component



Weekly SLA Customer Report

Customer PHS_Production
Database ID 47



Disaster per ABS component

