

# Weekly SLA Customer Report

Customer VEN\_Production  
Database ID 35



## Harddisk Usage VEN\_PRD\_VENABS06\_DB

	Free disk space on C: (%)	Total disk space on C: (Gb)	Used disk space on C: (Gb)	Free disk space on D: (%)	Total disk space on D: (Gb)	Used disk space on D: (Gb)	Free disk space on E: (%)	Total disk space on E: (Gb)	Used disk space on E: (Gb)
15-10-2022	62	102	39	24	601	455	82	400	71
14-10-2022	62	102	39	24	601	455	84	400	63
13-10-2022	62	102	39	24	601	455	84	400	63
12-10-2022	62	102	39	24	601	455	84	400	63
11-10-2022	62	102	39	24	601	455	84	400	64
10-10-2022	61	102	40	24	601	455	84	400	63
9-10-2022	61	102	40	24	601	455	84	400	64

## Harddisk Usage VEN\_PRD\_VENABS07\_SB-DB

	Free disk space on C: (%)	Total disk space on C: (Gb)	Used disk space on C: (Gb)	Free disk space on D: (%)	Total disk space on D: (Gb)	Used disk space on D: (Gb)	Free disk space on E: (%)	Total disk space on E: (Gb)	Used disk space on E: (Gb)
15-10-2022	58	102	43	28	1,000	720	81	400	77
14-10-2022	58	102	43	28	1,000	720	84	400	64
13-10-2022	58	102	43	28	1,000	720	84	400	64
12-10-2022	58	102	43	28	1,000	720	84	400	64
11-10-2022	58	102	43	28	1,000	720	84	400	66
10-10-2022	58	102	43	28	1,000	720	84	400	64
9-10-2022	57	102	44	28	1,000	720	84	400	65

# Weekly SLA Customer Report

Customer VEN\_Production  
 Database ID 35



Harddisk Usage VEN\_PRD\_VENABS08\_BI

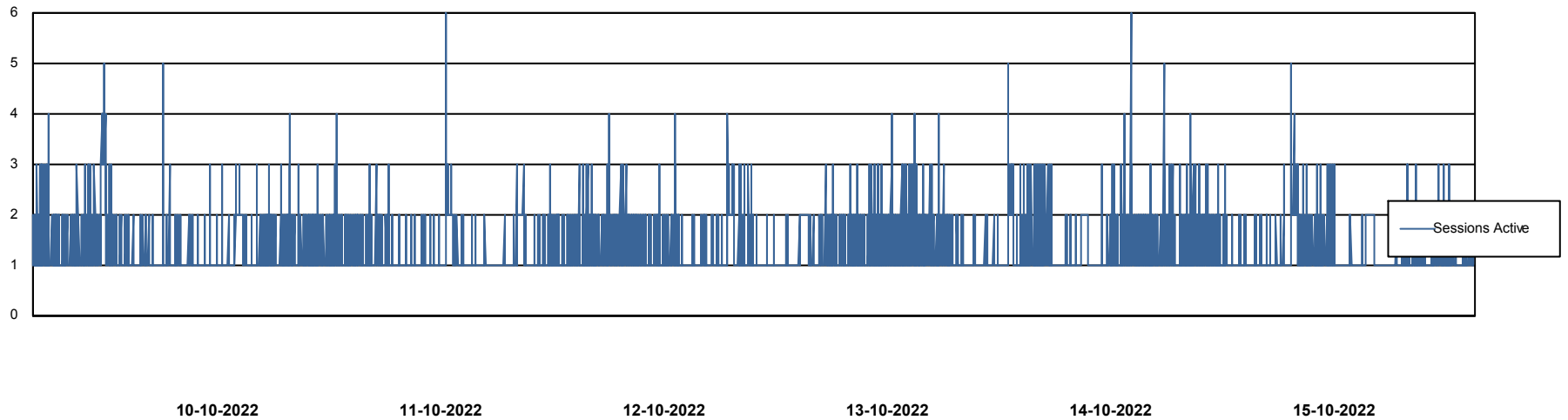
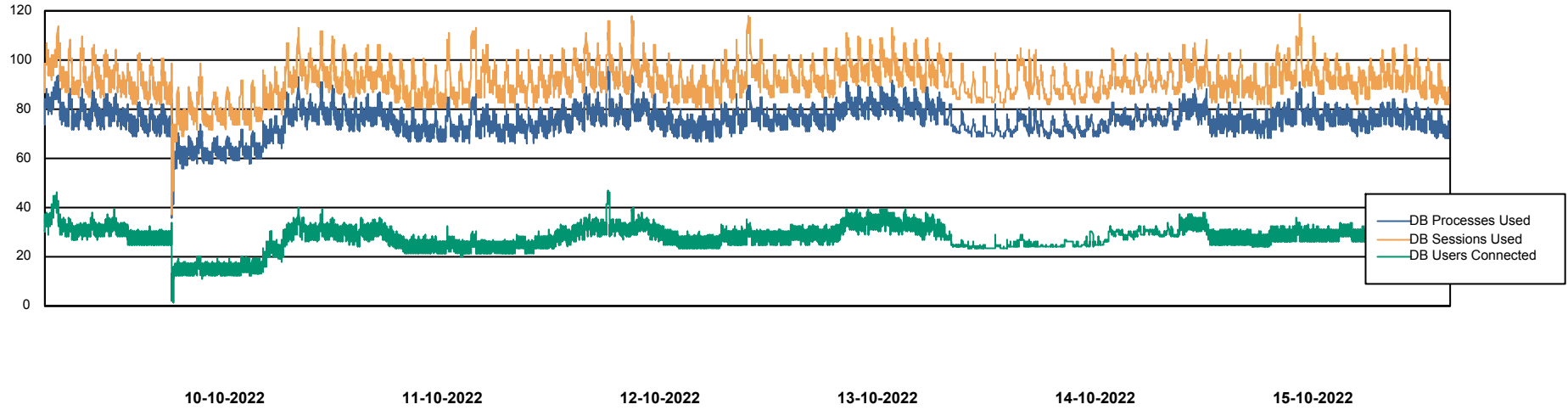
	Free disk space on C: (%)	Total disk space on C: (Gb)	Used disk space on C: (Gb)	Free disk space on D: (%)	Total disk space on D: (Gb)	Used disk space on D: (Gb)
15-10-2022	42	102	59	21	601	477
14-10-2022	43	102	59	21	601	476
13-10-2022	43	102	58	21	601	476
12-10-2022	44	102	57	21	601	475
11-10-2022	45	102	57	21	601	474
10-10-2022	40	102	61	21	601	474
9-10-2022	40	102	61	21	601	474

# Weekly SLA Customer Report

Customer VEN\_Production  
Database ID 35



## Database Performance VENDB\_Production



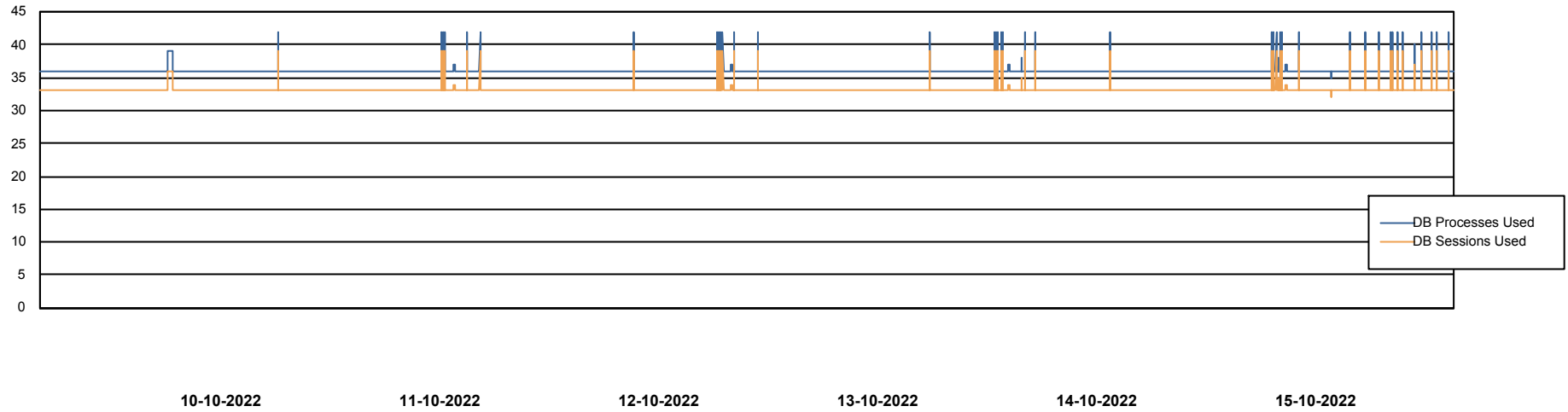
# Weekly SLA Customer Report

Customer VEN\_Production  
Database ID 35



Database Performance VENDB\_Standby

DB Processes Max 300



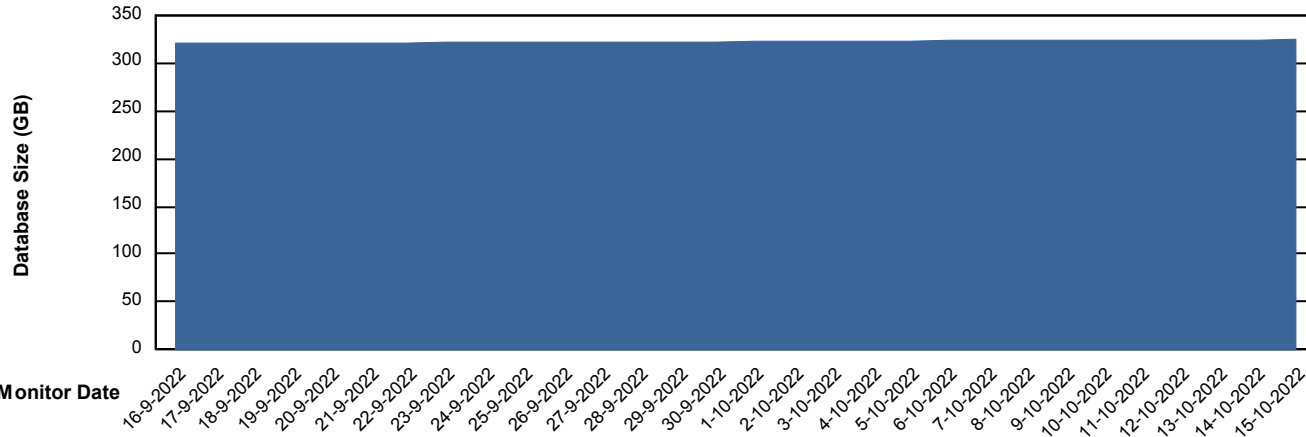
# Weekly SLA Customer Report

Customer VEN\_Production  
 Database ID 35



DATABASE SIZE VENDB\_Production

Database growth over last month



Database Tablespace VENDB\_Production

Date	Tablespace Name	Filesize (Gb)	Usedsize (Gb)	Percentage free
15-10-2022	ABSDATA	200	165	18
	INDX	184	151	18
14-10-2022	ABSDATA	200	165	18
	INDX	184	150	18
13-10-2022	ABSDATA	200	165	18
	INDX	184	150	18
12-10-2022	ABSDATA	200	165	18
	INDX	184	150	18
11-10-2022	ABSDATA	200	165	18
	INDX	184	150	18
10-10-2022	ABSDATA	200	164	18
	INDX	184	150	18
9-10-2022	ABSDATA	200	164	18
	INDX	184	150	18

# Weekly SLA Customer Report

Customer VEN\_Production  
Database ID 35



Standby Database Health VEN\_Production

## Recovery lag for last 7 days

