

Weekly SLA Customer Report

Customer KLA_Production
Database ID 65



Harddisk Usage KLA_PRD_KLAHQORA03

	Free disk space on C: (%)	Total disk space on C: (Gb)	Used disk space on C: (Gb)	Free disk space on D: (%)	Total disk space on D: (Gb)	Used disk space on D: (Gb)
1-10-2022	30	150	105	53	250	117
30-9-2022	31	150	104	53	250	117
29-9-2022	31	150	104	53	250	117
28-9-2022	31	150	104	53	250	117
27-9-2022	31	150	104	53	250	117
26-9-2022	31	150	104	53	250	117
25-9-2022	30	150	104	53	250	117

Harddisk Usage KLA_PRD_KLAHQWEB02

	Free disk space on C: (%)	Total disk space on C: (Gb)	Used disk space on C: (Gb)
1-10-2022	45	39	22
30-9-2022	45	39	22
29-9-2022	45	39	22
28-9-2022	45	39	22
27-9-2022	42	39	23
26-9-2022	41	39	23
25-9-2022	40	39	24

Weekly SLA Customer Report

Customer KLA_Production
Database ID 65



Harddisk Usage KLA_STB_KLAHQORA04

	Free disk space on C: (%)	Total disk space on C: (Gb)	Used disk space on C: (Gb)	Free disk space on D: (%)	Total disk space on D: (Gb)	Used disk space on D: (Gb)
1-10-2022	46	250	135	28	200	144
30-9-2022	46	250	135	28	200	144
29-9-2022	46	250	135	28	200	144
28-9-2022	46	250	135	28	200	144
27-9-2022	46	250	135	28	200	144
26-9-2022	46	250	136	28	200	143
25-9-2022	46	250	135	28	200	144

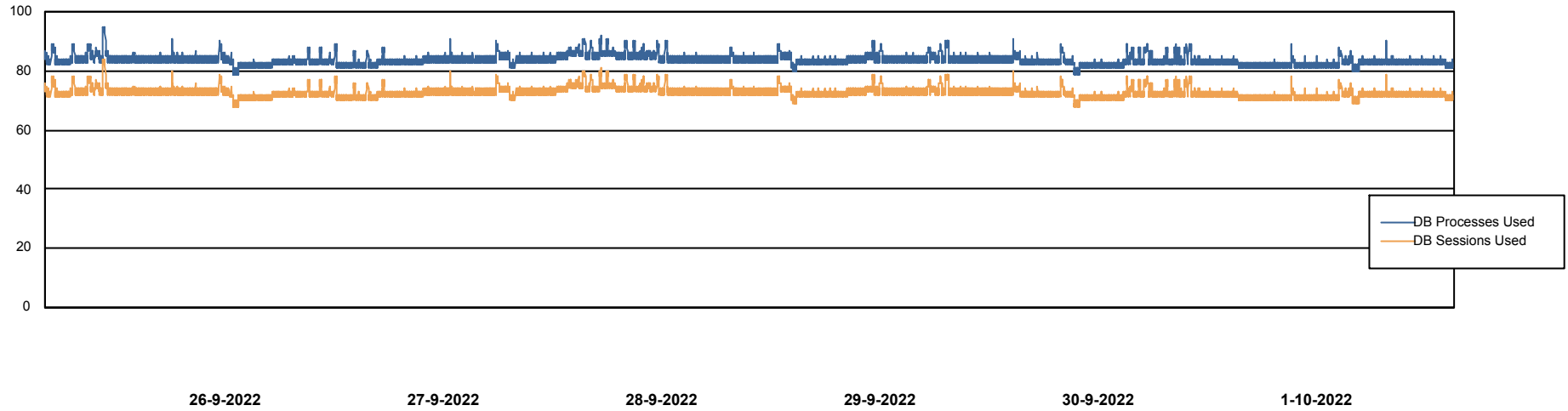
Weekly SLA Customer Report

Customer KLA_Production
Database ID 65



Database Performance KLA_PRD_KLAHQORA03_DB

DB Processes Max 1,000



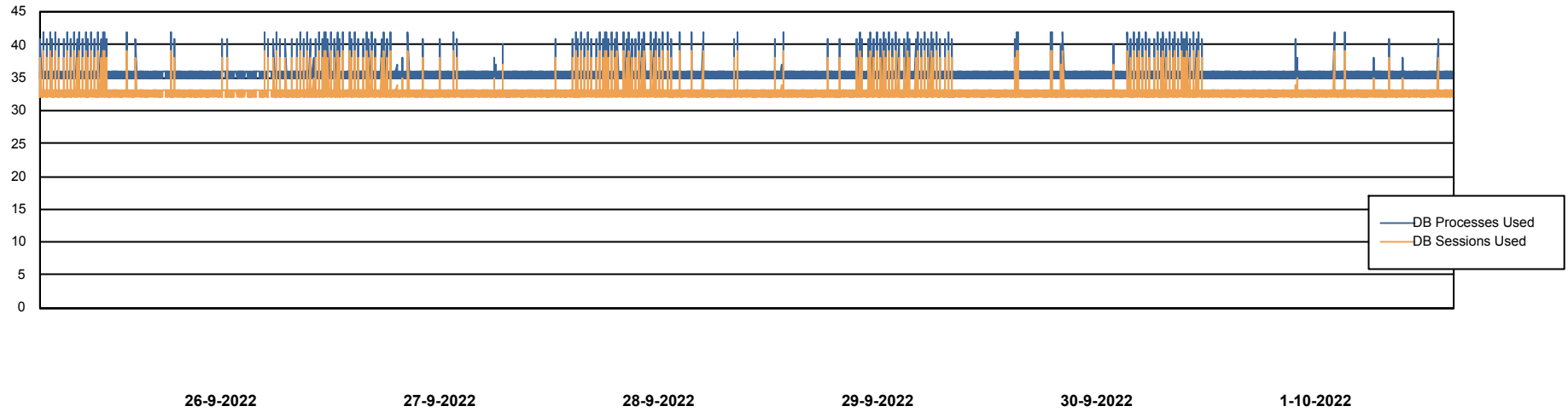
Weekly SLA Customer Report

Customer KLA_Production
Database ID 65



Database Performance KLA_STB_KLAHQORA04_DB

DB Processes Max 1,000



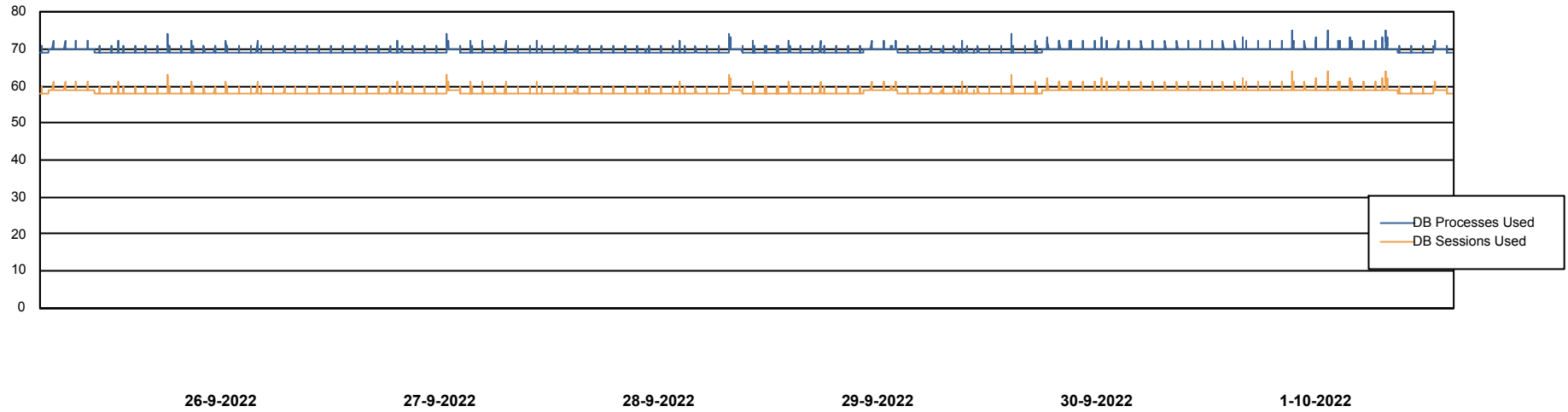
Weekly SLA Customer Report

Customer KLA_Production
Database ID 65



Database Performance KLA_TST_KLAHQORA04_DB

DB Processes Max 1,000



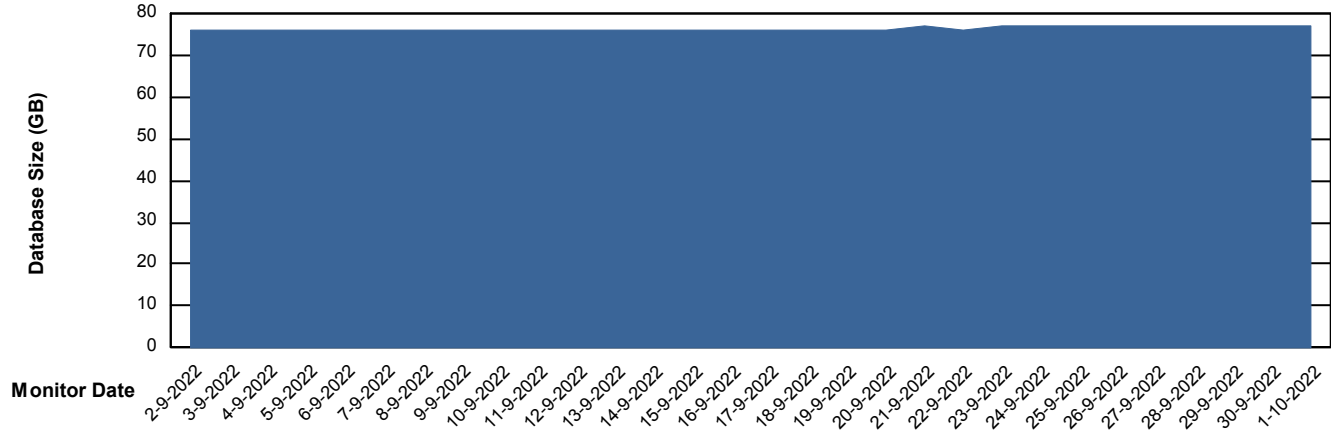
Weekly SLA Customer Report

Customer KLA_Production
Database ID 65



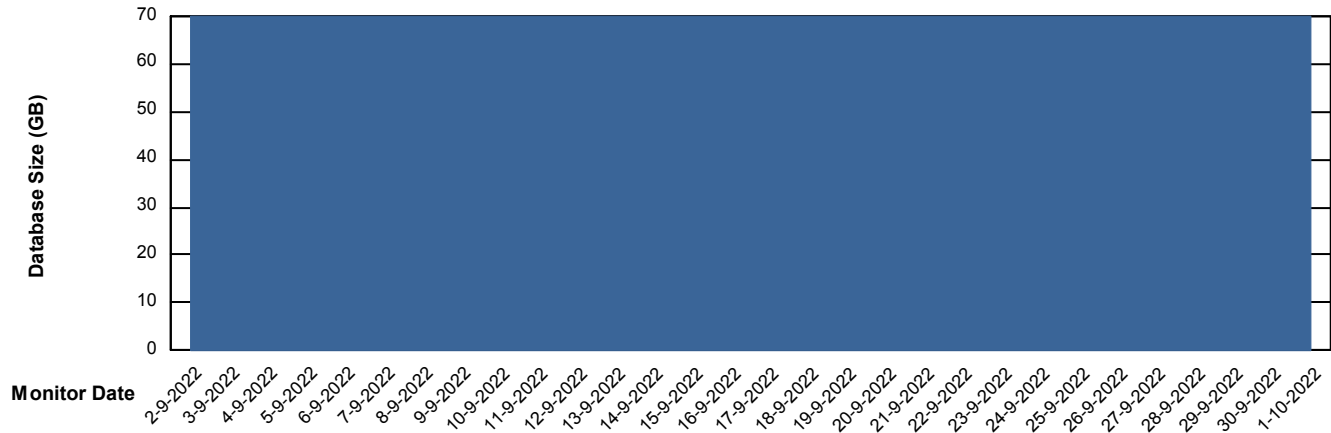
DATABASE SIZE KLA_PRD_KLAHQORA03_DB

Database growth over last month



DATABASE SIZE KLA_TST_KLAHQORA04_DB

Database growth over last month



Weekly SLA Customer Report

Customer KLA_Production
Database ID 65



Database Tablespace KLA_PRD_KLAHQORA03_DB

Date	Tablespace Name	Filesize (Gb)	Usedsize (Gb)	Percentage free
1-10-2022	ABSDATA	48	39	19
	INDX	44	34	22
30-9-2022	ABSDATA	48	39	19
	INDX	44	34	22
29-9-2022	ABSDATA	48	39	19
	INDX	44	34	22
28-9-2022	ABSDATA	48	39	19
	INDX	44	34	22
27-9-2022	ABSDATA	48	39	19
	INDX	44	34	22
26-9-2022	ABSDATA	48	39	19
	INDX	44	34	22
25-9-2022	ABSDATA	48	39	19
	INDX	44	34	22

Weekly SLA Customer Report

Customer KLA_Production
Database ID 65



Database Tablespace KLA_TST_KLAHQORA04_DB

Date	Tablespace Name	Filesize (Gb)	Usedsize (Gb)	Percentage free
1-10-2022	ABSDATA	39	31	20
	INDX	31	24	22
30-9-2022	ABSDATA	39	31	20
	INDX	31	24	22
29-9-2022	ABSDATA	39	31	20
	INDX	31	24	22
28-9-2022	ABSDATA	39	31	20
	INDX	31	24	22
27-9-2022	ABSDATA	39	31	20
	INDX	31	24	22
26-9-2022	ABSDATA	39	31	20
	INDX	31	24	22
25-9-2022	ABSDATA	39	31	20
	INDX	31	24	22

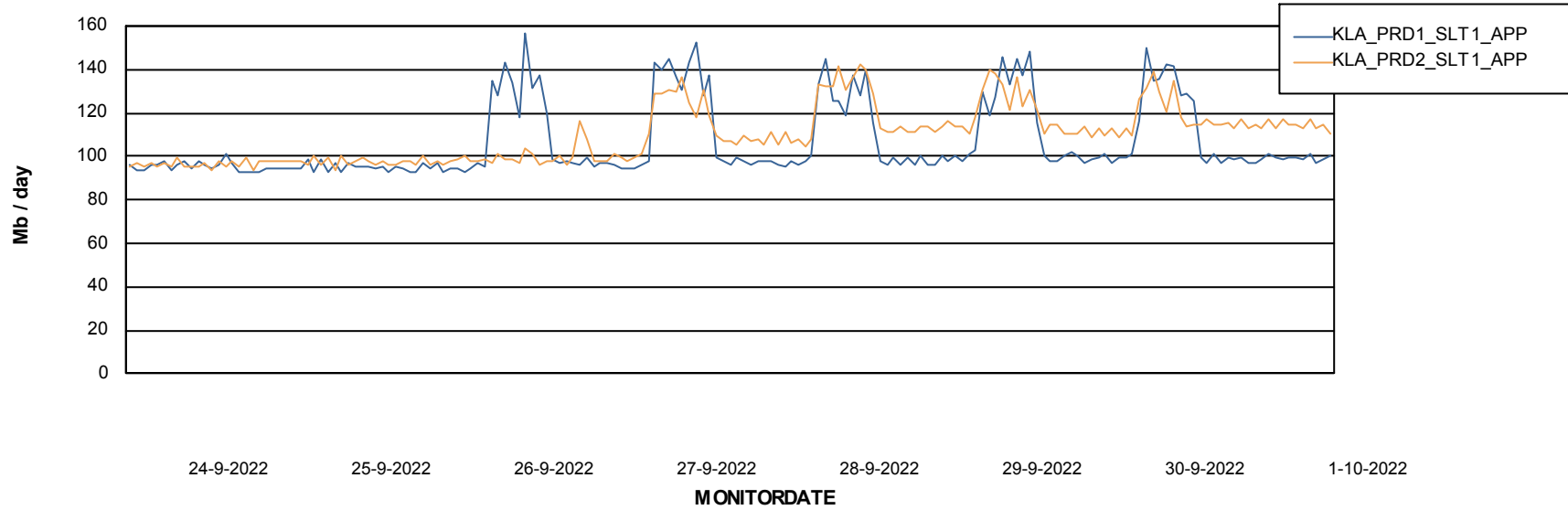
Weekly SLA Customer Report

Customer KLA_Production
Database ID 65

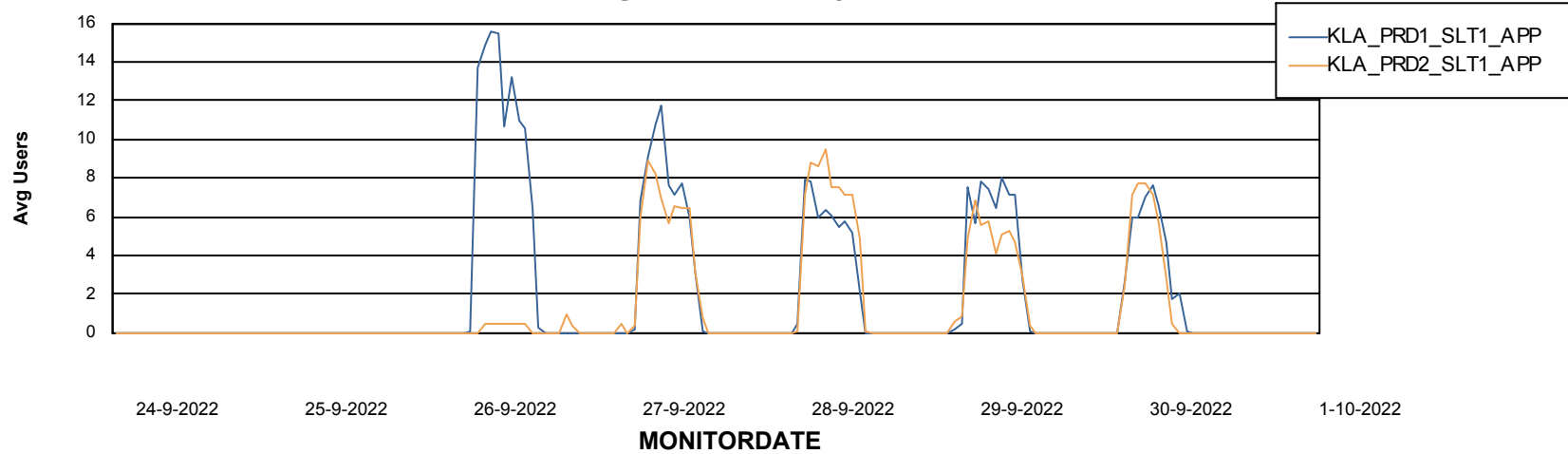


ABSSolute Application Server Services

Avg memory used per ABS Server Service



Avg users per day per ABS server



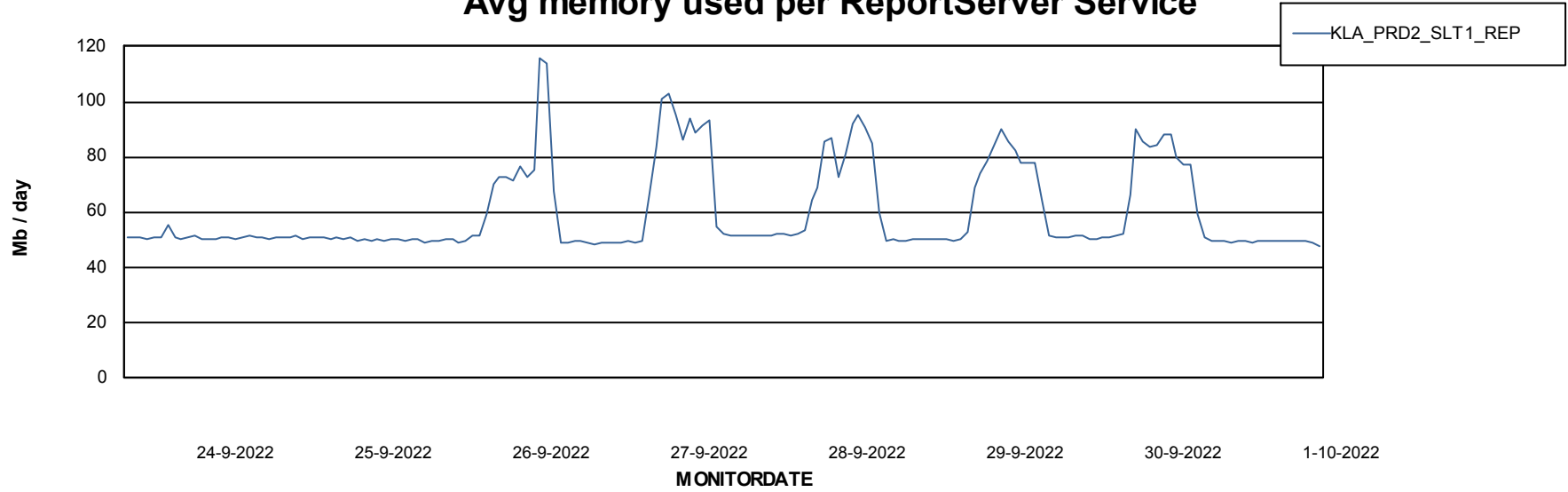
Weekly SLA Customer Report

Customer KLA_Production
Database ID 65



ABSSolute Application ReportServer Services

Avg memory used per ReportServer Service



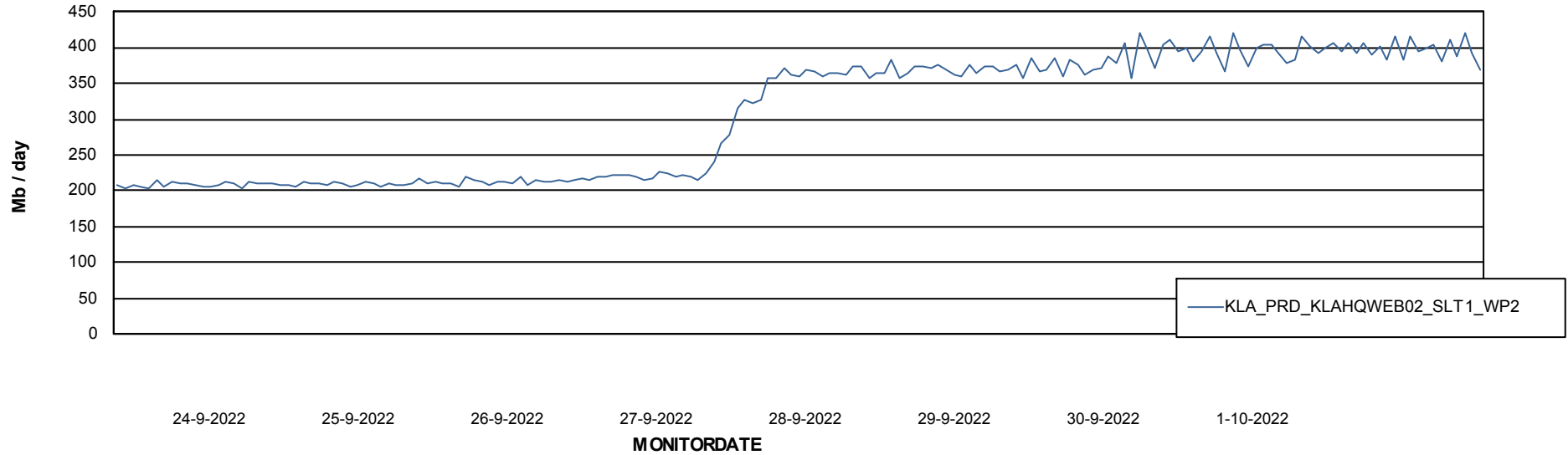
Weekly SLA Customer Report

Customer KLA_Production
Database ID 65



ABSSolute Web Component Services

Avg memory used per ABS Web component



Weekly SLA Customer Report

Customer KLA_Production
Database ID 65



Disaster per ABS component

