

Weekly SLA Customer Report

Customer CIW Production
Database ID 45



Harddisk Usage CIW_PRD_ORACLE1

	Free disk space on c: (%)	Total disk space on c: (Gb)	Free disk space on d: (%)	Total disk space on d: (Gb)	Free disk space on e: (%)	Total disk space on e: (Gb)
1-10-2022	90	700	57	700	100	831
30-9-2022	90	700	58	700	100	831
29-9-2022	90	700	58	700	100	831
28-9-2022	90	700	58	700	100	831
27-9-2022	90	700	58	700	100	831
26-9-2022	90	700	59	700	100	831

Harddisk Usage CIW_PRD_ORACLE2

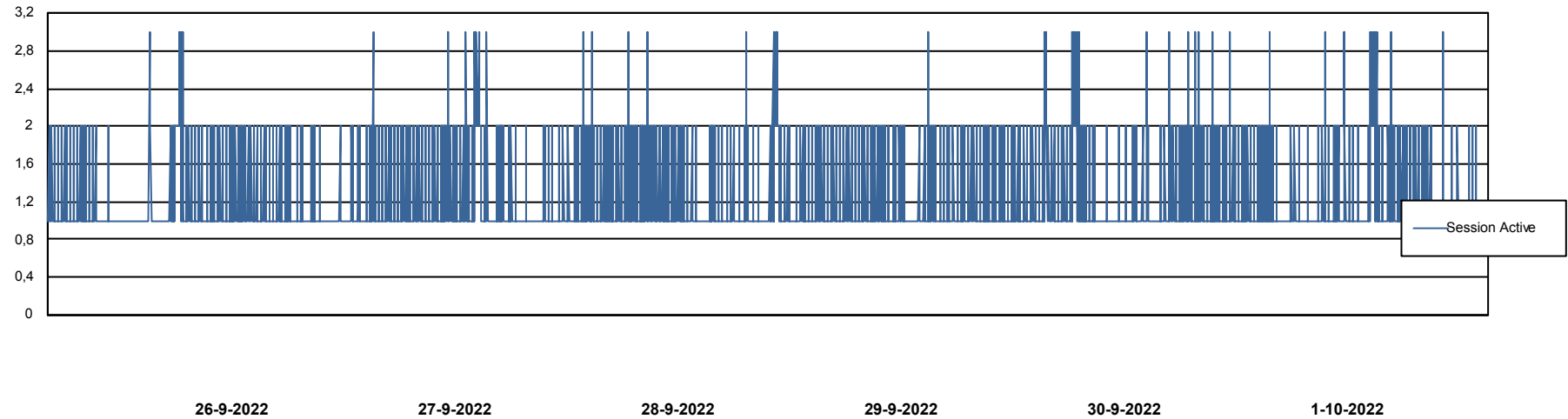
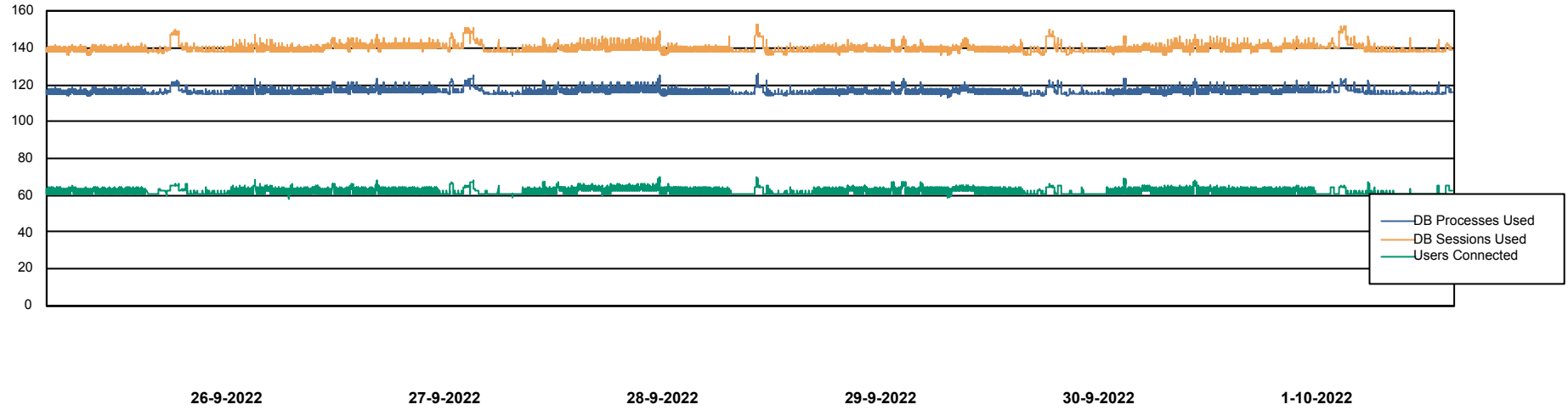
	Free disk space on c: (%)	Total disk space on c: (Gb)	Free disk space on d: (%)	Total disk space on d: (Gb)	Free disk space on e: (%)	Total disk space on e: (Gb)
1-10-2022	90	701	47	700	98	830
30-9-2022	90	701	47	700	98	830
29-9-2022	90	701	47	700	98	830
28-9-2022	90	701	47	700	98	830
27-9-2022	90	701	48	700	98	830
26-9-2022	90	701	48	700	98	830

Weekly SLA Customer Report

Customer CIW Production
Database ID 45



Database Performance CIWDB_Production

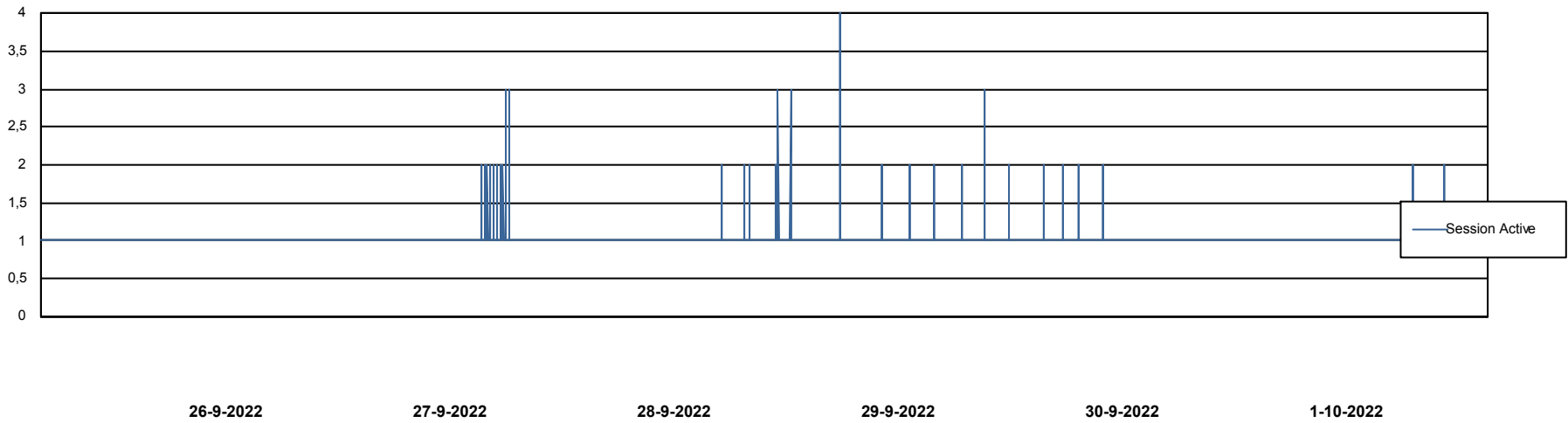
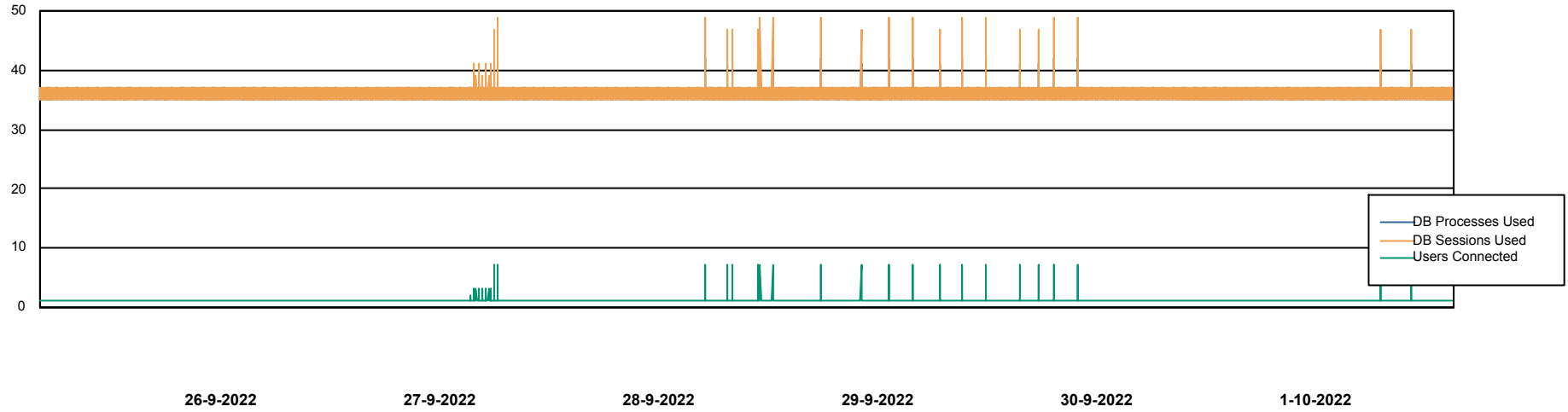


Weekly SLA Customer Report

Customer CIW Production
Database ID 45



Database Performance CIWDB_Standby



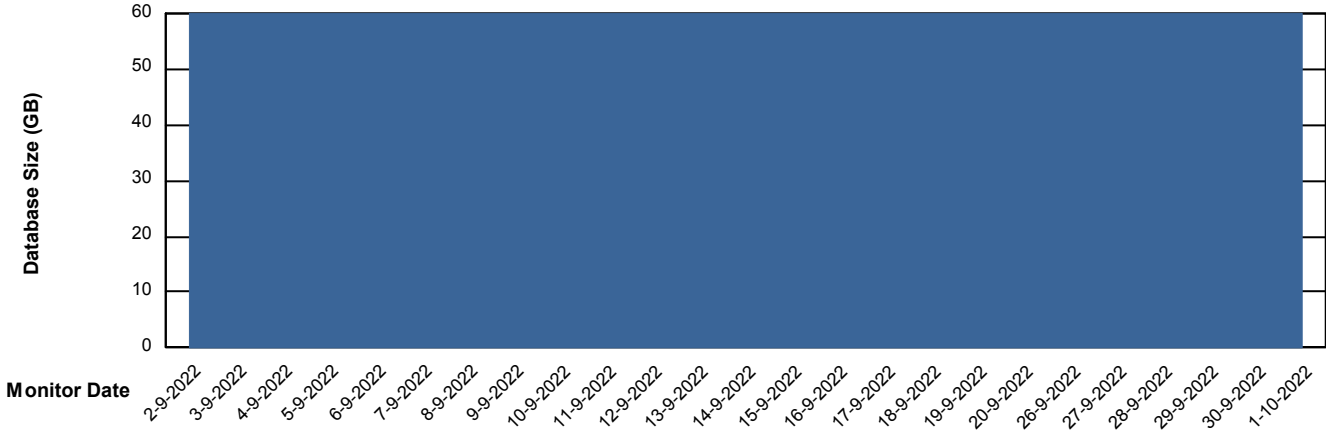
Weekly SLA Customer Report

Customer CIW Production
 Database ID 45



DATABASE SIZE CIWDB_Production

Database growth over last month



Database Tablespace CIWDB_Production

Date	Tablespace Name	Filesize (Gb)	Usedsize (Gb)	Percentage free
1-10-2022	ABSDATA	57	46	19
	INDX	12	7	42
30-9-2022	ABSDATA	57	46	19
	INDX	12	7	42
29-9-2022	ABSDATA	57	46	19
	INDX	12	7	42
28-9-2022	ABSDATA	57	46	19
	INDX	12	7	42
27-9-2022	ABSDATA	57	46	19
	INDX	12	7	42
26-9-2022	ABSDATA	57	46	19
	INDX	12	7	42

