

# Weekly SLA Customer Report

Customer VEN\_Production  
Database ID 35



## Harddisk Usage VEN\_PRD\_VENABS06\_DB

	Free disk space on C: (%)	Total disk space on C: (Gb)	Used disk space on C: (Gb)	Free disk space on D: (%)	Total disk space on D: (Gb)	Used disk space on D: (Gb)	Free disk space on E: (%)	Total disk space on E: (Gb)	Used disk space on E: (Gb)
24-9-2022	62	102	39	24	601	455	24	400	303
23-9-2022	61	102	39	24	601	455	26	400	297
22-9-2022	61	102	39	24	601	455	26	400	297
21-9-2022	61	102	39	24	601	455	25	400	298
20-9-2022	61	102	39	24	601	455	25	400	299
19-9-2022	61	102	39	24	601	455	25	400	299
18-9-2022	61	102	39	24	601	455	25	400	299

## Harddisk Usage VEN\_PRD\_VENABS07\_SB-DB

	Free disk space on C: (%)	Total disk space on C: (Gb)	Used disk space on C: (Gb)	Free disk space on D: (%)	Total disk space on D: (Gb)	Used disk space on D: (Gb)	Free disk space on E: (%)	Total disk space on E: (Gb)	Used disk space on E: (Gb)
24-9-2022	58	102	42	28	1,000	720	81	400	76
23-9-2022	57	102	43	28	1,000	720	84	400	63
22-9-2022	57	102	44	28	1,000	720	85	400	62
21-9-2022	57	102	44	28	1,000	720	84	400	64
20-9-2022	57	102	44	28	1,000	720	84	400	63
19-9-2022	57	102	44	28	1,000	720	85	400	61
18-9-2022	57	102	44	28	1,000	720	84	400	65

# Weekly SLA Customer Report

Customer VEN\_Production  
Database ID 35



Harddisk Usage VEN\_PRD\_VENABS08\_BI

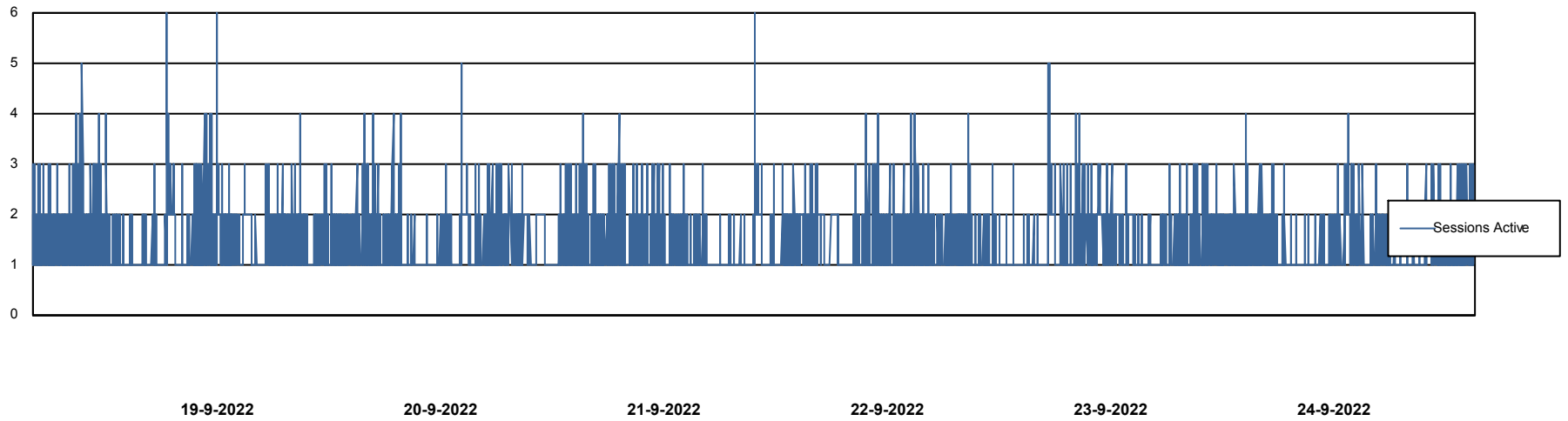
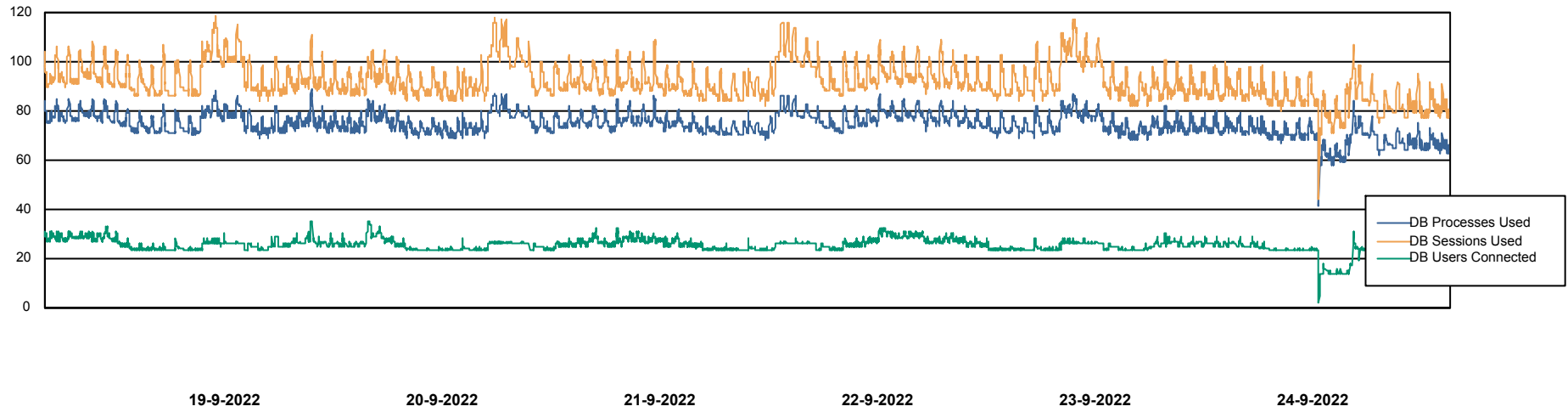
	Free disk space on C: (%)	Total disk space on C: (Gb)	Used disk space on C: (Gb)	Free disk space on D: (%)	Total disk space on D: (Gb)	Used disk space on D: (Gb)
24-9-2022	44	102	57	22	601	471
23-9-2022	42	102	59	21	601	473
22-9-2022	42	102	60	21	601	473
21-9-2022	42	102	60	21	601	473
20-9-2022	42	102	60	21	601	473
19-9-2022	42	102	60	21	601	473
18-9-2022	42	102	60	21	601	473

# Weekly SLA Customer Report

Customer VEN\_Production  
Database ID 35



## Database Performance VENDB\_Production



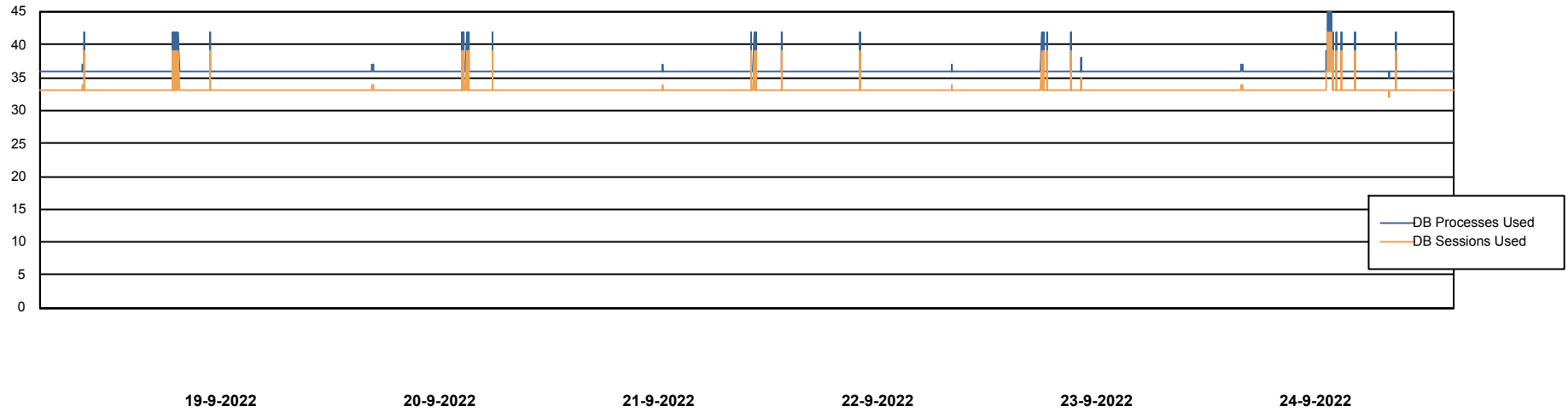
# Weekly SLA Customer Report

Customer VEN\_Production  
Database ID 35



Database Performance VENDB\_Standby

DB Processes Max 300



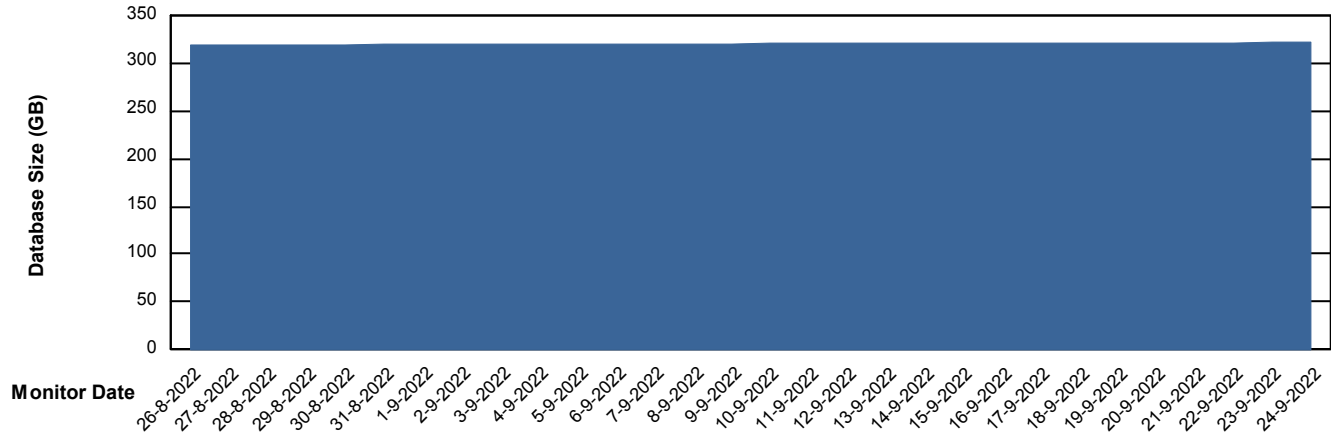
# Weekly SLA Customer Report

Customer VEN\_Production  
 Database ID 35



DATABASE SIZE VENDB\_Production

## Database growth over last month



Database Tablespace VENDB\_Production

Date	Tablespace Name	Filesize (Gb)	Usedsize (Gb)	Percentage free
24-9-2022	ABSDATA	200	163	18
	INDX	184	149	19
23-9-2022	ABSDATA	200	163	19
	INDX	184	149	19
22-9-2022	ABSDATA	200	163	19
	INDX	184	149	19
21-9-2022	ABSDATA	200	163	19
	INDX	184	149	19
20-9-2022	ABSDATA	200	163	19
	INDX	184	149	19
19-9-2022	ABSDATA	200	163	19
	INDX	184	149	19
18-9-2022	ABSDATA	200	163	19
	INDX	184	149	19

# Weekly SLA Customer Report

Customer VEN\_Production  
Database ID 35



Standby Database Health VEN\_Production

### Recovery lag for last 7 days

