

Weekly SLA Customer Report

Customer SNG_Production
Database ID 70



Harddisk Usage SNG_PRD_ORACLE1

	Free disk space on / (%)	Total disk space on / (Gb)	Used disk space on / (Gb)	Used disk space on /boot (Gb)	Free disk space on /home (%)	Total disk space on /home (Gb)	Used disk space on /home (Gb)	Free disk space on /u01 (%)	Total disk space on /u01 (Gb)	Used disk space on /u01 (Gb)
24-9-2022	41	550	326	0	100	561	0	86	150	21
23-9-2022	41	550	326	0	100	561	0	86	150	21
22-9-2022	41	550	326	0	100	561	0	86	150	20
21-9-2022	41	550	326	0	100	561	0	86	150	20
20-9-2022	41	550	326	0	100	561	0	86	150	20
19-9-2022	41	550	326	0	100	561	0	86	150	20
18-9-2022	41	550	326	0	100	561	0	86	150	20

Harddisk Usage SNG_PRD_SVR1_ABSAPP1

	Free disk space on C: (%)	Total disk space on C: (Gb)	Used disk space on C: (Gb)	Free disk space on D: (%)	Total disk space on D: (Gb)	Used disk space on D: (Gb)	Free disk space on Z: (%)	Total disk space on Z: (Gb)	Used disk space on Z: (Gb)
24-9-2022	25	40	30	59	80	33	0	5	5
23-9-2022	25	40	30	59	80	33	0	5	5
22-9-2022	25	40	30	59	80	33	0	5	5
21-9-2022	25	40	30	59	80	33	0	5	5
20-9-2022	25	40	30	59	80	33	0	5	5
19-9-2022	25	40	30	59	80	32	0	5	5
18-9-2022	23	40	31	59	80	33	0	5	5

Weekly SLA Customer Report

Customer SNG_Production
 Database ID 70



Harddisk Usage SNG_PRD_SVR1_ABSWEB1

	Free disk space on C: (%)	Total disk space on C: (Gb)	Used disk space on C: (Gb)	Free disk space on D: (%)	Total disk space on D: (Gb)	Used disk space on D: (Gb)
24-9-2022	31	40	27	0	5	5
23-9-2022	31	40	27	0	5	5
22-9-2022	31	40	27	0	5	5
21-9-2022	32	40	27	0	5	5
20-9-2022	32	40	27	0	5	5
19-9-2022	32	40	27	0	5	5
18-9-2022	31	40	27	0	5	5

Harddisk Usage SNG_PRD_SVR1_ABSWEB2

	Free disk space on C: (%)	Total disk space on C: (Gb)	Used disk space on C: (Gb)	Free disk space on D: (%)	Total disk space on D: (Gb)	Used disk space on D: (Gb)
24-9-2022	37	40	25	0	5	5
23-9-2022	37	40	25	0	5	5
22-9-2022	36	40	25	0	5	5
21-9-2022	34	40	26	0	5	5
20-9-2022	27	40	29	0	5	5
19-9-2022	27	40	29	0	5	5
18-9-2022	28	40	29	0	5	5

Weekly SLA Customer Report

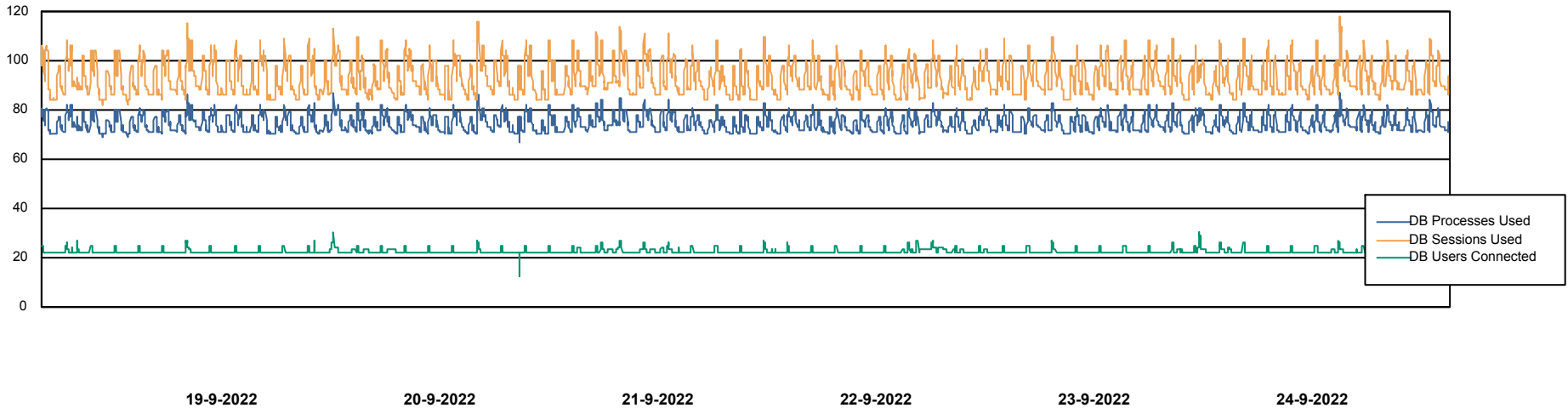
Customer SNG_Production
 Database ID 70



Harddisk Usage SNG_PRD_SVR2_ABSAPP2

	Free disk space on C: (%)	Total disk space on C: (Gb)	Used disk space on C: (Gb)	Free disk space on D: (%)	Total disk space on D: (Gb)	Used disk space on D: (Gb)	Free disk space on Z: (%)	Total disk space on Z: (Gb)	Used disk space on Z: (Gb)
24-9-2022	31	40	27	92	80	6	0	5	5
23-9-2022	31	40	28	92	80	6	0	5	5
22-9-2022	30	40	28	92	80	6	0	5	5
21-9-2022	29	40	28	92	80	6	0	5	5
20-9-2022	30	40	28	92	80	6	0	5	5
19-9-2022	29	40	28	92	80	6	0	5	5
18-9-2022	29	40	28	92	80	6	0	5	5

Database Performance SNG_PRD_ORACLE1



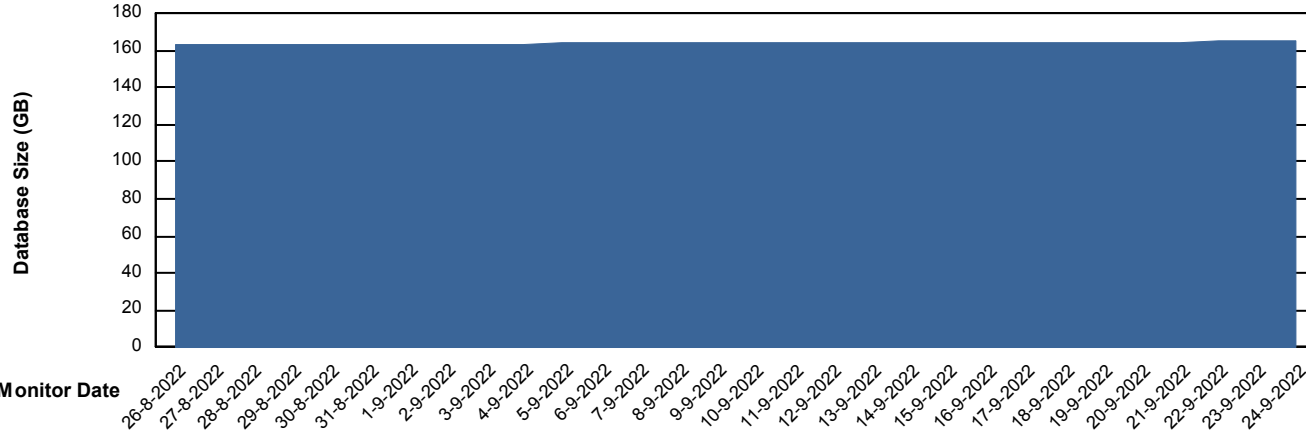
Weekly SLA Customer Report

Customer SNG_Production
 Database ID 70



DATABASE SIZE SNG_PRD_ORACLE1

Database growth over last month



Database Tablespace SNG_PRD_ORACLE1

Date	Tablespace Name	Filesize (Gb)	Usedsize (Gb)	Percentage free
24-9-2022	ABSDATA	48	36	26
	INDX	115	95	18
23-9-2022	ABSDATA	48	36	26
	INDX	115	95	18
22-9-2022	ABSDATA	48	36	26
	INDX	115	95	18
21-9-2022	ABSDATA	48	36	26
	INDX	115	94	18
20-9-2022	ABSDATA	48	36	26
	INDX	115	94	18
19-9-2022	ABSDATA	48	35	26
	INDX	115	94	18
18-9-2022	ABSDATA	48	35	26
	INDX	115	94	18

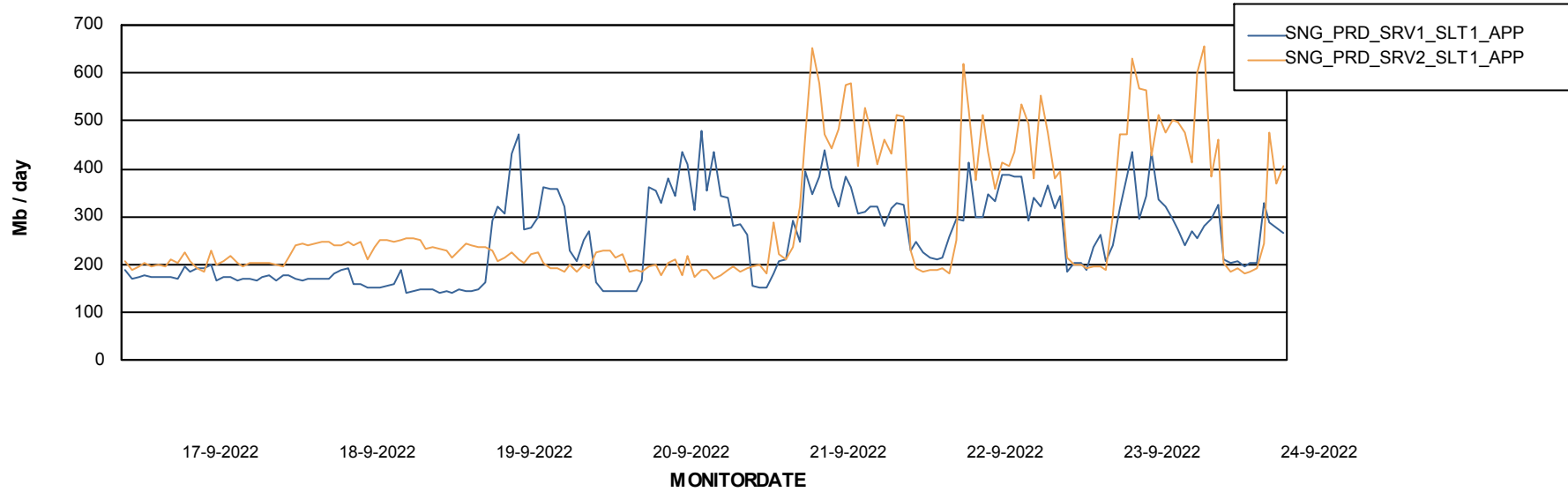
Weekly SLA Customer Report

Customer SNG_Production
Database ID 70

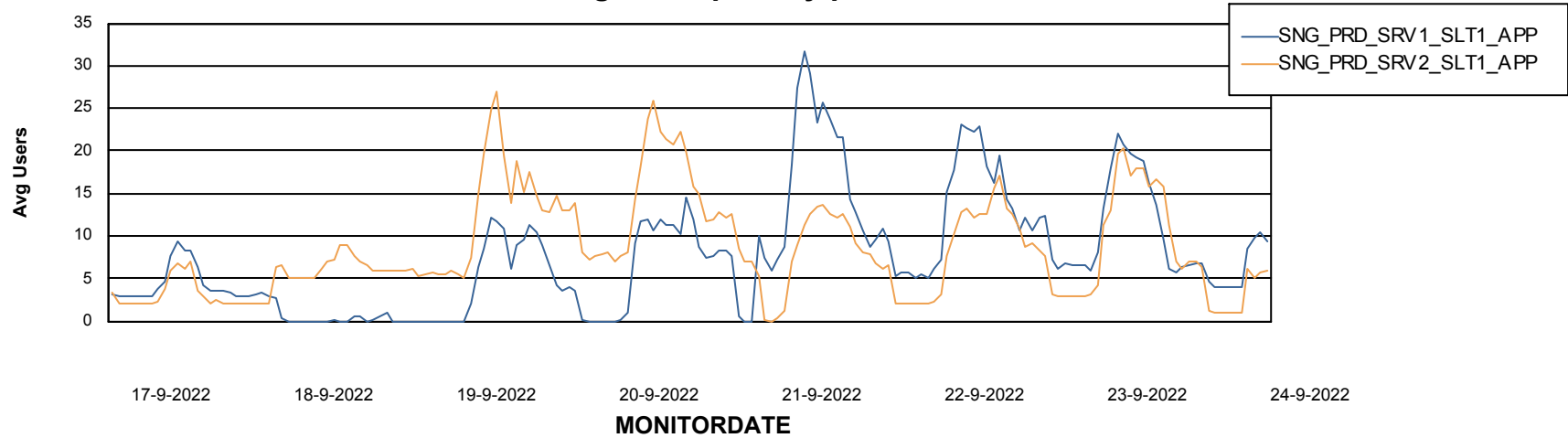


ABSSolute Application Server Services

Avg memory used per ABS Server Service



Avg users per day per ABS server



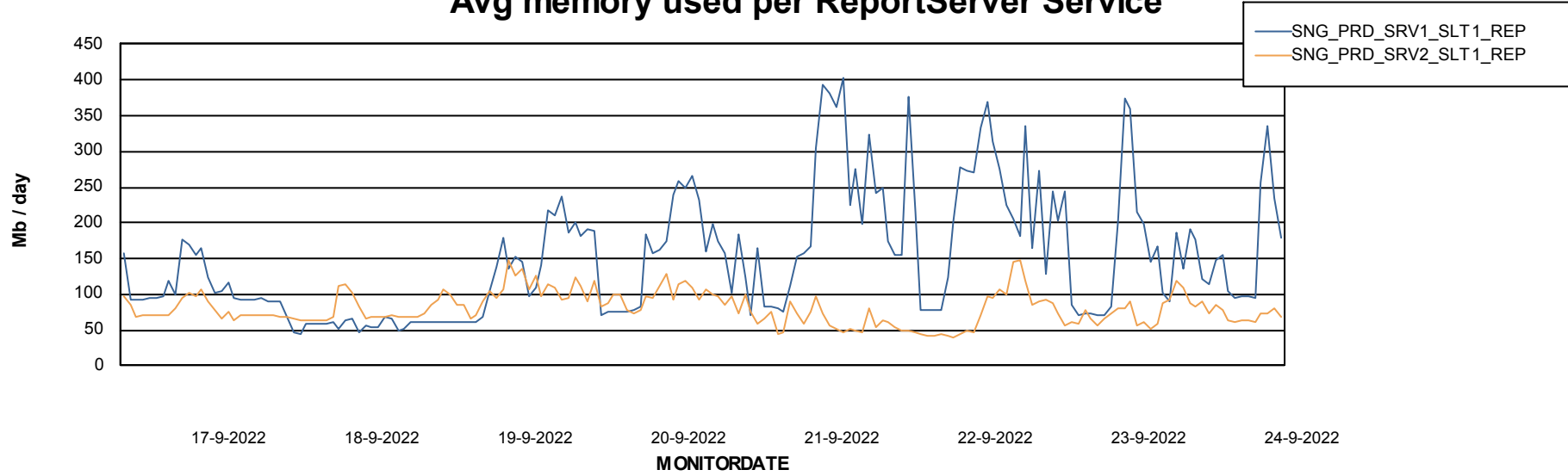
Weekly SLA Customer Report

Customer SNG_Production
Database ID 70



ABSSolute Application ReportServer Services

Avg memory used per ReportServer Service



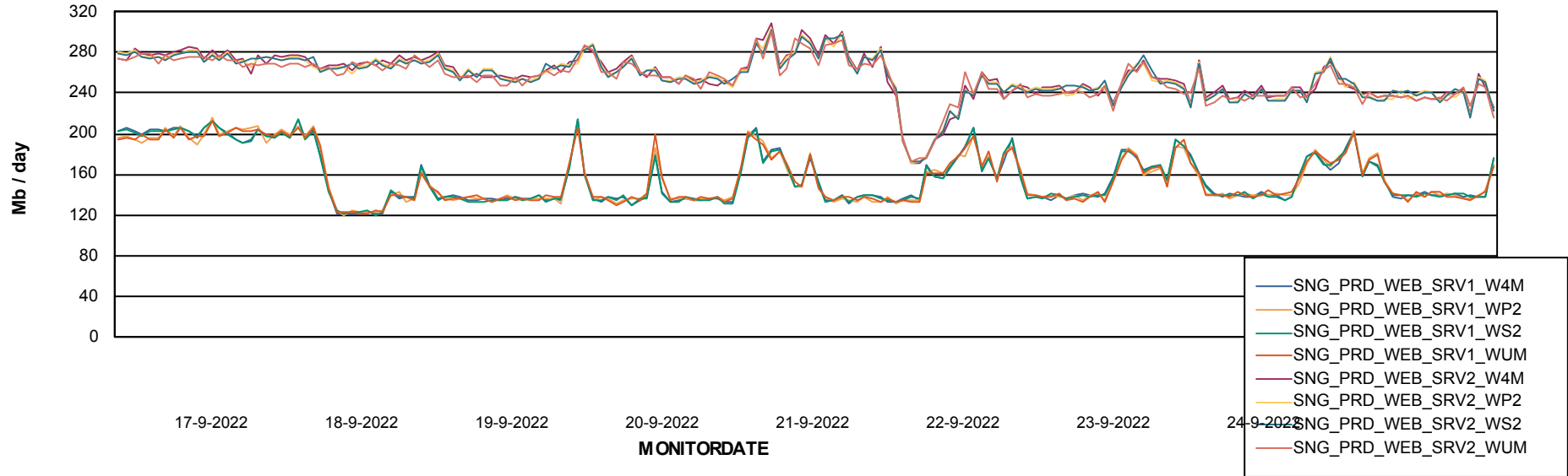
Weekly SLA Customer Report

Customer SNG_Production
Database ID 70



ABSSolute Web Component Services

Avg memory used per ABS Web component



Weekly SLA Customer Report

Customer SNG_Production
Database ID 70



Disaster per ABS component

